



**WEST VALLEY WATER DISTRICT
855 W. BASE LINE ROAD, RIALTO, CA 92376
PH: (909) 875-1804
WWW.WVWD.ORG**

**FINANCE COMMITTEE MEETING
AGENDA**

TUESDAY, NOVEMBER 26, 2024 – 5:30 P.M.

NOTICE IS HEREBY GIVEN that West Valley Water District has called a meeting of the Engineering, Operations and Planning Committee to meet in the Administrative Conference Room, 855 W. Base Line Road, Rialto, CA 92376.

BOARD OF DIRECTORS

**President Gregory Young, Chair
Vice President Daniel Jenkins**

Members of the public may attend the meeting in person at 855 W. Base Line Road, Rialto, CA 92376, or you may join the meeting using Zoom by clicking this link: <https://us02web.zoom.us/j/8402937790>. Public comment may be submitted via Zoom, by telephone by calling the following number and access code: Dial: (888) 475-4499, Access Code: 840-293-7790, or via email to administration@wvwd.org.

If you require additional assistance, please contact administration@wvwd.org.

CALL TO ORDER

PUBLIC PARTICIPATION

Any person wishing to speak to the Board of Directors on matters listed or not listed on the agenda, within its jurisdiction, is asked to complete a Speaker Card and submit it to the Board Secretary, if you are attending in person. For anyone joining on Zoom, please wait for the Board President's instruction to indicate that you would like to speak. Each speaker is limited to three (3) minutes. Under the State of California Brown Act, the Board of Directors is prohibited from discussing or taking action on any item not listed on the posted agenda. Comments related to noticed Public Hearing(s) and Business Matters will be heard during the occurrence of the item.

Public communication is the time for anyone to address the Board on any agenda item or anything under the jurisdiction of the District. Also, please remember that no disruptions from the crowd will be tolerated. If someone disrupts the meeting, they will be removed.

DISCUSSION ITEMS

1. Updates to the Finance Committee
2. September 19, 2024 and October 23, 2024 Meeting Minutes
3. Purchase Order Report - October 2024
4. Fund Transfer Report - October 2024
5. Monthly Cash Disbursements Report - October 2024
6. Treasurer's Report
7. Monthly Revenue and Expenditures Report - October 2024
8. Second Amendment of Cell Tower Lease Agreement at Zone 6 Reservoir Complex

ADJOURN

Please Note:

Material related to an item on this Agenda submitted to the Committee after distribution of the agenda packet are available for public inspection in the District's office located at 855 W. Baseline, Rialto, during normal business hours. Also, such documents are available on the District's website at www.wvwd.org subject to staff's ability to post the documents before the meeting.

Pursuant to Government Code Section 54954.2(a), any request for a disability-related modification or accommodation, including auxiliary aids or services, in order to attend or participate in the above-agendized public meeting should be directed to the Board Secretary, Elvia Dominguez, at least 72 hours in advance of the meeting to ensure availability of the requested service or accommodation. Ms. Dominguez may be contacted by telephone at (909) 875-1804 ext. 703, or in writing at the West Valley Water District, P.O. Box 920, Rialto, CA 92377-0920.

DECLARATION OF POSTING:

I declare under penalty of perjury, that I am employed by the West Valley Water District and posted the foregoing Agenda at the District Offices on November 21, 2024.

Elvia Dominguez

Elvia Dominguez, Board Secretary

Date Posted: November 21, 2024

MINUTES
FINANCE COMMITTEE MEETING
of the
WEST VALLEY WATER DISTRICT
September 25, 2024

I. CALL TO ORDER

Chair Young called the meeting to order at 6:00 p.m.

Attendee Name	Present	Absent	Late	Arrived
Gregory Young	<input checked="" type="checkbox"/>	<input type="checkbox"/>	<input type="checkbox"/>	
Daniel Jenkins	<input checked="" type="checkbox"/>	<input type="checkbox"/>	<input type="checkbox"/>	
William Fox	<input checked="" type="checkbox"/>	<input type="checkbox"/>	<input type="checkbox"/>	
John Thiel	<input checked="" type="checkbox"/>	<input type="checkbox"/>	<input type="checkbox"/>	
Gustavo Gutierrez	<input checked="" type="checkbox"/>	<input type="checkbox"/>	<input type="checkbox"/>	

II. PUBLIC PARTICIPATION

Chair Young inquired if anyone from the public would like to speak. No requests were received, therefore Chair Young closed the public comment period.

III. DISCUSSION ITEMS

1. Updates to the Finance Committee.

Chief Financial Officer Fox provided an update on an employee reimbursement/travel policy that is being developed to enhance the current process and follow best practice. The item has been discussed at the Policy Review and Oversight Committee and staff is conducting a survey of local agencies regarding their policy per diem rates. An update was also provided on the IPaySmart payment processor implementation which has been delayed to December or January, noting that due to the delay a budget transfer will be needed to cover the additional expenses for the continued use of the Tyler Insight payment processor.

Chief Financial Officer Fox also provided an update on the Water Rate Study which is underway by Raftelis indicating that staff has been responding to data requests as part of the work in progress.

2. Purchase Order Report - August 2024

Chief Financial Officer Fox presented the staff report. Staff was directed to present the item at the October 3, 2024 Board Meeting for approval.

RESULT: REFERRED TO BOARD

Next: 10/3/2024 6:00 PM

3. Treasurer's Report

Chief Financial Officer Fox presented the staff report. Staff was directed to present the item at the October 3, 2024 Board Meeting for approval.

RESULT: REFERRED TO BOARD

Next: 10/3/2024 6:00 PM

4. Monthly Cash Disbursements Report - August 2024

Chief Financial Officer Fox presented the staff report. Staff was directed to present the item at the October 3, 2024 Board Meeting for approval.

RESULT: REFERRED TO BOARD

Next: 10/3/2024 6:00 PM

5. Monthly Revenue & Expenditures Report - August 2024

Chief Financial Officer Fox presented the staff report. Staff was directed to present the item at the October 3, 2024 Board Meeting for approval.

RESULT: REFERRED TO BOARD

Next: 10/3/2024 6:00 PM

6. Fund Transfer Report - August 2024

Chief Financial Officer Fox presented the staff report. Staff was directed to present the item at the October 3, 2024 Board Meeting for approval.

RESULT: REFERRED TO BOARD

Next: 10/3/2024 6:00 PM

IV. ADJOURN

Chair Young adjourned the meeting at 6:40 p.m.

WVWD

Minutes: 9/25/24

ATTEST:

Elvia Dominguez, Board Secretary

WVWD

Minutes: 9/25/24

MINUTES
FINANCE COMMITTEE MEETING
of the
WEST VALLEY WATER DISTRICT
October 23, 2024

I. CALL TO ORDER

Chair Young called the meeting to order at 6:00 p.m.

Attendee Name	Present	Absent	Late	Arrived
Gregory Young	<input checked="" type="checkbox"/>	<input type="checkbox"/>	<input type="checkbox"/>	
Daniel Jenkins	<input checked="" type="checkbox"/>	<input type="checkbox"/>	<input type="checkbox"/>	
William Fox	<input checked="" type="checkbox"/>	<input type="checkbox"/>	<input type="checkbox"/>	
John Thiel	<input checked="" type="checkbox"/>	<input type="checkbox"/>	<input type="checkbox"/>	
Gustavo Gutierrez	<input checked="" type="checkbox"/>	<input type="checkbox"/>	<input type="checkbox"/>	

II. PUBLIC PARTICIPATION

Chair Young inquired if anyone from the public would like to speak. No requests were received, therefore Chair Young closed the public comment period.

III. DISCUSSION ITEMS

1. Updates to the Finance Committee.

Chief Financial Officer Fox provided an update on the Water Rate Study, indicating steady progress is being made in developing the study and long-term financial plan, customer classifications, tier structures, pass-through charges are still being finalized, and a survey is being updated to gather current information of our rates compared to surrounding utilities. This information will be presented at a future Finance Committee meeting.

Chief Financial Officer Fox also provided an update on the Turf Rebate Program, indicating that there has been an increased interest in the program this year due to State conservation regulations, there is a possibility that the demand will exceed the available funding, and staff is monitoring this. The Turf Rebate Program is also being evaluated for possible changes in the inspection process, reimbursement rates, and the number of times an entity can participate in the program annually.

2. Purchase Order Report - September 2024.

Chief Financial Officer Fox presented the staff report. Staff was directed to present the item at the November 14, 2024 Board Meeting for approval.

WVWD

Minutes: 9/25/24

RESULT: REFERRED TO BOARD

Next: 11/14/2024 6:00 PM

3. Treasurer's Report - September 2024.

Chief Financial Officer Fox presented the staff report. Staff was directed to present the item at the November 14, 2024 Board Meeting for approval.

RESULT: REFERRED TO BOARD

Next: 11/14/2024 6:00 PM

4. Cash Disbursements Report - September 2025.

Chief Financial Officer Fox presented the staff report. Staff was directed to present the item at the November 14, 2024 Board Meeting for approval.

RESULT: REFERRED TO BOARD

Next: 11/14/2024 6:00 PM

5. Monthly Revenue & Expenditures Report - September 2024.

Chief Financial Officer Fox presented the staff report. Staff was directed to present the item at the November 14, 2024 Board Meeting for approval.

RESULT: REFERRED TO BOARD

Next: 11/14/2024 6:00 PM

6. Transfer Report - September 2024.

Chief Financial Officer Fox presented the staff report. Staff was directed to present the item at the November 14, 2024 Board Meeting for approval.

RESULT: REFERRED TO BOARD

Next: 11/14/2024 6:00 PM

IV. ADJOURN

Chair Young adjourned the meeting at 6:55 p.m.

WVWD

Minutes: 9/25/24

ATTEST:

Elvia Dominguez, Board Secretary

WVWD

Minutes: 9/25/24



STAFF REPORT

DATE: November 27, 2024
TO: Finance Committee
FROM: William Fox, Chief Financial Officer
SUBJECT: Purchase Order Report - October 2024

MEETING HISTORY:

N/A

BACKGROUND:

The West Valley Water District ("District") generated thirty-seven (37) Purchase Orders ("PO") in the month of October 2024 to various vendors that provide supplies and services to the District. The total amount issued to PO's for the month of October 2024 was **\$511,226.72**. A table listing all PO's for October 2024 is shown in **Exhibit A**.

There were no Change Orders ("CO") approved at the General Manager's approval level during the month of October 2024.

FISCAL IMPACT:

There is no fiscal impact for producing the October 2024 Purchase Order Report.

STAFF RECOMMENDATION:

Approve the October 2024 Purchase Order Report.

Attachments

[Exhibit A - October 2024 Purchase Order Report.pdf](#)

Exhibit A



West Valley Water District, CA

Purchase Order Summary Report

Purchase Order Detail

Issued Date Range 10/01/2024 - 10/31/2024

PO Number	Description Vendor	Status Ship To	Issue Date Delivery Date	Trade Discount	Total
25-0133	Discharge hose and gaskets 00328 - AIR & HOSE SOURCE INC	Completed West Valley Water District	10/1/2024 10/15/2024	0.00	1,058.64
25-0134	Roemer, Influent Booster 1-Mechanical Seal Repair 01124 - GENERAL PUMP COMPANY INC	Completed West Valley Water District	10/1/2024 10/15/2024	0.00	4,954.18
25-0135	Brand Refresh 02825 - RMG COMMUNICATIONS	Partially Received West Valley Water District	10/2/2024 10/16/2024	0.00	12,500.00
25-0136	Standing Guard Service for HQ 09/16-10/15/24 02811 - AMERICAN GLOBAL SECURITY, INC.	Partially Received West Valley Water District	10/2/2024 10/16/2024	0.00	12,000.00
25-0137	STOCK ORDER 08-29-24 00748 - YO FIRE	Completed West Valley Water District	10/3/2024 10/3/2024	0.00	712.00
25-0138	PSA for Lord Ranch Facilities Bidding Phase 00272 - ENGINEERING RESOURCES INC	Outstanding West Valley Water District	10/7/2024 10/21/2024	0.00	87,000.00
25-0139	Drip Oil 01783 - SC COMMERCIAL LLC	Partially Received West Valley Water District	10/7/2024 10/21/2024	0.00	5,899.08
25-0140	3-4 METER ORDER 10-09-24 00255 - AQUA-METRIC SALES CO	Completed West Valley Water District	10/9/2024 10/9/2024	0.00	9,109.80
25-0141	Custom fabrication of backwash access lid 01047 - MIKE DYELL MACHINE SHOP	Completed West Valley Water District	10/9/2024 10/23/2024	0.00	1,571.00
25-0142	Sludge removal and tank cleaning 01190 - KVAC ENVIRONMENTAL SERVICES INC	Partially Received West Valley Water District	10/9/2024 10/23/2024	0.00	8,650.71
25-0143	10.50" PIPE SADDLE 10/09/2024 00748 - YO FIRE	Outstanding West Valley Water District	10/9/2024 10/9/2024	0.00	455.00
25-0144	2 Black Box CAT5 Line Drivers for 5-2 Booster 00097 - TESCO CONTROLS INC	Outstanding West Valley Water District	10/9/2024 10/23/2024	0.00	4,250.00
25-0145	MS power automate & adobe acrobat 00326 - CDW GOVERNMENT INC	Outstanding West Valley Water District	10/10/2024 10/24/2024	0.00	294.04
25-0146	Rollers and tubes for M3 and M4 Chem Pumps 01288 - BLUE - WHITE INDUSTRIES LTD	Completed West Valley Water District	10/9/2024 10/23/2024	0.00	3,766.69
25-0147	Spare Mechanical Seal Replacement 01124 - GENERAL PUMP COMPANY INC	Outstanding West Valley Water District	10/8/2024 10/22/2024	0.00	2,416.98
25-0148	Shelving For Records Retention 00411 - ULINE	Outstanding West Valley Water District	10/15/2024 10/29/2024	0.00	3,059.83
25-0149	Adobe acobat Pro subscription oct24 00326 - CDW GOVERNMENT INC	Outstanding West Valley Water District	10/16/2024 10/30/2024	0.00	777.16
25-0150	Amazon Computer & printer supplies 02325 - AMAZON.COM SALES INC	Outstanding West Valley Water District	10/16/2024 10/30/2024	0.00	2,226.60

Purchase Order Summary Report

Issued Date Range 10/01/2024 - 10/31/2024

PO Number	Description Vendor	Status Ship To	Issue Date Delivery Date	Trade Discount	Total
25-0151	Service for HQ generator 01528 - QUINN COMPANY	Completed West Valley Water District	10/16/2024 10/30/2024	0.00	1,762.47
25-0152	STOCK ORDER 10212024 00748 - YO FIRE	Completed West Valley Water District	10/21/2024 10/21/2024	0.00	51,957.00
25-0153	Fortinet switches romer & Main office 02585 - AIRGAP LABS LLC	Outstanding West Valley Water District	10/22/2024 11/5/2024	0.00	5,830.20
25-0154	DIONEX IC PURE WATER SYSTEM PM CONTRACT 01221 - THERMO ELECTRON NORTH AMERICA LLC	Outstanding West Valley Water District	10/24/2024 11/7/2024	0.00	1,302.00
25-0155	Electrical upgrades in Building C 02412 - TESS ELECTRIC INC	Outstanding West Valley Water District	10/24/2024 11/7/2024	0.00	29,341.04
25-0156	STOCK ORDER 10282024 00748 - YO FIRE	Partially Received West Valley Water District	10/28/2024 10/28/2024	0.00	3,786.00
25-0157	Emergency plumbing repair 02829 - PINA ENTERPRISE INC.	Completed West Valley Water District	10/24/2024 11/7/2024	0.00	11,500.00
25-0158	6X1 SADDLE FOR P25005 00748 - YO FIRE	Completed West Valley Water District	10/29/2024 10/29/2024	0.00	145.00
25-0159	3" GATE VALVE 00748 - YO FIRE	Outstanding West Valley Water District	10/29/2024 10/29/2024	0.00	698.00
25-0160	1" METER ORDER 10282024 00255 - AQUA-METRIC SALES CO	Outstanding West Valley Water District	10/29/2024 10/29/2024	0.00	31,080.00
25-0161	Professional Services - CFO 02536 - GALLAGHER BENEFIT SERVICES INC	Outstanding West Valley Water District	10/25/2024 11/8/2024	0.00	25,000.00
25-0162	8" MASTER METER ORDER 02834 - HPS WEST, INC.	Outstanding West Valley Water District	10/30/2024 10/30/2024	0.00	10,243.80
25-0163	2025 Water Conservation Calendar 02254 - ABF PRINTS INC	Completed West Valley Water District	10/30/2024 11/13/2024	0.00	4,460.85
25-0164	Work group Printers Customer service,Billing 00326 - CDW GOVERNMENT INC	Outstanding West Valley Water District	10/29/2024 11/12/2024	0.00	3,218.21
25-0165	Cactus Basin Burrowing Owl Survey 02428 - JASON LEE BERKLEY	Outstanding West Valley Water District	10/30/2024 11/13/2024	0.00	1,680.00
25-0166	Professional Services/Auditing 01228 - THE PUN GROUP LLP	Partially Received West Valley Water District	10/29/2024 11/12/2024	0.00	46,500.00
25-0167	PSA with PBK for Master Planning Services 02833 - PBK ARCHITECTS, INC.	Outstanding West Valley Water District	10/30/2024 11/13/2024	0.00	119,000.00
25-0168	Water bottles for community events 02141 - CUSTOM WATER, INC	Completed West Valley Water District	10/30/2024 11/13/2024	0.00	1,293.20
25-0173	PH Probe for Treatment Dept. 00114 - HACH COMPANY	Outstanding West Valley Water District	10/31/2024 11/14/2024	0.00	1,727.24

Purchase Order Count: (37) Total Trade Discount: 0.00 Total: 511,226.72



STAFF REPORT

DATE: November 27, 2024
TO: Finance Committee
FROM: William Fox, Chief Financial Officer
SUBJECT: Fund Transfer Report - October 2024

MEETING HISTORY:

NOVEMBER 27, 2024: INITIAL

BACKGROUND:

At the August 20, 2020, Board of Directors meeting, the WVWD Board of Directors approved and authorized the Chief Financial Officer to transfer funds in/out of the District's Chase account to/from the District's investment accounts to take advantage of potential interest earnings. At this meeting, the WVWD Board also requested that the CFO provide a detailed report to the Board of all transfers on a monthly basis and include this report in the monthly financial reports presented to the Board.

DISCUSSION:

Following the Board's request for monthly updates on transfers related to investments is the October 2024 Funds Transfer Report. This is located at Exhibit A. There were two transfers during the month made from the Local Agency Investment Fund (LAIF) account totaling \$5.5 million going into the Chase General Checking Account. The funds were transferred to cover a PCL Construction invoice for the Roemer Expansion Project.

FISCAL IMPACT:

Lost interest earnings on funds transferred from the LAIF account. The transfer was made out of operational necessity.

STAFF RECOMMENDATION:

Forward a recommendation to the Board of Directors to approve the October 2024 Funds Transfer Report.



STAFF REPORT

DATE: November 27, 2024
TO: Finance Committee
FROM: William Fox, Chief Financial Officer
SUBJECT: Monthly Cash Disbursements Report - October 2024

MEETING HISTORY:

Finance Committee: Initial Submission

BACKGROUND:

The Board of Directors requested the Monthly Cash Disbursements Report to be presented to the Finance Committee for review and discussion before presenting these reports to the Board of Directors. The reports are being produced from the District's Financial System (System of Records) and will be presented to the Finance Committee on a monthly basis.

DISCUSSION:

Each month, the Accounting Department provides a complete listing of all previous month's disbursements to promote fiscal responsibility and accountability over the expenditure of public funds. This process includes providing the Finance Committee, Board of Directors, and ratepayers the opportunity to review expenses for supplies, materials, services, (**Exhibit A**) and payroll Disbursements (**Exhibit B**). Payroll is processed bi-weekly and accounts payable are processed weekly. Information to justify each payment is available through the Accounting Department. For reference, Customer Refunds are credits due as a result of closing a water account.

FISCAL IMPACT:

There is no fiscal impact for producing the October 2024 Cash Disbursement Reports.

STAFF RECOMMENDATION:

Forward a recommendation to the Board of Directors to approve the October 2024 Cash Disbursement Reports.

Attachments

[Exhibit A - 2024 October Cash Disbursements Board Report.pdf](#)

[Exhibit B - 2024 October Cash Disbursements Payroll.pdf](#)

EXHIBIT A

WEST VALLEY WATER DISTRICT

CASH DISBURSEMENT REPORT
OCTOBER 2024

EFT/Check #	Vendor Name	Description	O & M Amount	CIP Amount
8116	AUTOMATED GATE SERVICES INC	HQ GATE MAINTENANCE	\$ 250.00	
8117	CERON, KIMBERLY	WATER SMART CONF EXPENSES	\$ 122.56	
8118	CLINICAL LAB OF SAN BERNARDINO INC	LAB FEES-BLF	\$ 15.00	
8118	CLINICAL LAB OF SAN BERNARDINO INC	LAB FEES-BLF	\$ 15.00	
8118	CLINICAL LAB OF SAN BERNARDINO INC	LAB FEES	\$ 825.50	
8118	CLINICAL LAB OF SAN BERNARDINO INC	LAB FEES	\$ 75.00	
8118	CLINICAL LAB OF SAN BERNARDINO INC	LAB FEES-WELLS	\$ 36.00	
8118	CLINICAL LAB OF SAN BERNARDINO INC	LAB FEES-WELLS	\$ 55.50	
8118	CLINICAL LAB OF SAN BERNARDINO INC	LAB FEES-WELLS	\$ 50.00	
8118	CLINICAL LAB OF SAN BERNARDINO INC	LAB FEES	\$ 22.50	
8118	CLINICAL LAB OF SAN BERNARDINO INC	LAB FEES	\$ 195.00	
8118	CLINICAL LAB OF SAN BERNARDINO INC	LAB FEES	\$ 22.50	
8118	CLINICAL LAB OF SAN BERNARDINO INC	LAB FEES	\$ 142.50	
8118	CLINICAL LAB OF SAN BERNARDINO INC	LAB FEES-WELLS	\$ 90.00	
8118	CLINICAL LAB OF SAN BERNARDINO INC	LAB FEES	\$ 202.50	
8118	CLINICAL LAB OF SAN BERNARDINO INC	LAB FEES-PERCHLORATE	\$ 243.00	
8118	CLINICAL LAB OF SAN BERNARDINO INC	LAB FEES-FBR	\$ 172.50	
8118	CLINICAL LAB OF SAN BERNARDINO INC	LAB FEES-FBR	\$ 204.00	
8118	CLINICAL LAB OF SAN BERNARDINO INC	LAB FEES-FBR	\$ 40.00	
8118	CLINICAL LAB OF SAN BERNARDINO INC	LAB FEES-FBR	\$ 204.00	
8118	CLINICAL LAB OF SAN BERNARDINO INC	LAB FEES-FBR	\$ 40.00	
8118	CLINICAL LAB OF SAN BERNARDINO INC	LAB FEES-ROEMER	\$ 560.50	
8118	CLINICAL LAB OF SAN BERNARDINO INC	LAB FEES-ROEMER	\$ 90.00	
8118	CLINICAL LAB OF SAN BERNARDINO INC	LAB FEES-ROEMER	\$ 123.50	
8118	CLINICAL LAB OF SAN BERNARDINO INC	LAB FEES-ROEMER	\$ 17.50	
8118	CLINICAL LAB OF SAN BERNARDINO INC	LAB FEES-ROEMER	\$ 17.50	
8119	COMPUTERIZED EMBROIDERY COMPANY INC	WOMENS JACKETS-SAFETY	\$ 1,664.57	
8119	COMPUTERIZED EMBROIDERY COMPANY INC	MENS JACKETS-SAFETY	\$ 4,463.32	
8120	DIAMOND ENVIRONMENTAL SERVICES LP	PORTABLE RESTROOM RENTAL-10272 S CEDAR	\$ 130.35	
8120	DIAMOND ENVIRONMENTAL SERVICES LP	PORTABLE RESTROOM RENTAL-18451 VINEYARD AVE	\$ 130.35	
8121	ELITE ROAD SERVICE & TIRE INC	VEHICLES MAINTENANCE	\$ 305.02	
8121	ELITE ROAD SERVICE & TIRE INC	VEHICLES MAINTENANCE	\$ 305.02	
8122	ENGINEERING RESOURCES INC	Task Order 3 ERSC for Modifications Zone 8-3 Res.	\$	9,992.50
8123	HARTLEY, MARY JO	CSDA CONF EXPENSES	\$ 267.54	
8124	JEFF CRIDER	PUBLIC RELATIONS SERVICES	\$ 2,295.00	
8125	MEDINA, ISABELLE R	WATER SMART CONF EXPENSES	\$ 146.54	
8126	PANTALEON, SOCORRO	CSDA CONF EXPENSES	\$ 295.40	
8127	RECYCLED AGGREGATE MATERIALS CO INC	SHOP SUPPLIES	\$ 62.96	
8127	RECYCLED AGGREGATE MATERIALS CO INC	SHOP SUPPLIES	\$ 60.20	
8127	RECYCLED AGGREGATE MATERIALS CO INC	DISPOSAL FEES	\$ 126.49	
8127	RECYCLED AGGREGATE MATERIALS CO INC	DISPOSAL FEES	\$ 130.00	
8128	RED WING BUSINESS ADVANTAGE ACCOUNT	SAFETY BOOTS-ROBERT MACKAMUL	\$ 250.00	
8128	RED WING BUSINESS ADVANTAGE ACCOUNT	SAFETY BOOTS-LUIS GOMEZ	\$ 250.00	
8129	VULCAN MATERIALS COMPANY	Temp Asphalt- Cold Mix	\$ 936.78	
8130	360 GLOBAL TECHNOLOGY LLC	HOSTING SERVICE FEE	\$ 500.00	
8131	ABF PRINTS INC	CAPS-FLEXFIT	\$ 381.44	
8132	AIR & HOSE SOURCE INC	WATER QUALITY SUPPLIES	\$ 488.65	
8132	AIR & HOSE SOURCE INC	ROEMER SUPPLIES	\$ 553.06	
8132	AIR & HOSE SOURCE INC	ROEMER SUPPLIES	\$ 831.66	
8132	AIR & HOSE SOURCE INC	ROEMER SUPPLIES	\$ 831.66	
8133	ALVARADO, MARIANO	IGNITE CONFERENCE EXPENSES	\$ 809.77	
8134	AMERICAN GLOBAL SECURITY, INC.	Standing Guard Service for HQ for 30 Days	\$ 5,789.29	
8135	ARAIZA, ANTHONY W	MEDICARE PART B-JULY-SEPT 2024	\$ 1,048.20	
8136	ARAIZA, DIANA	MEDICARE PART B-JULY-SEPT 2024	\$ 1,048.20	

WEST VALLEY WATER DISTRICT

CASH DISBURSEMENT REPORT
OCTOBER 2024

EFT/Check #	Vendor Name	Description	O & M Amount	CIP Amount
8137	ASCHE, PEGGY S	MEDICARE PART B-JULY-SEPT 2024	\$ 733.80	
8138	BENNETT, ESTEVAN	MILEAGE REIMB-SEPTEMBER	\$ 6.16	
8139	CASEY, MATTHEW P	MEDICARE PART B-JULY-SEPT 2024	\$ 733.80	
8140	CLIFTON LARSON ALLEN	Treasure Services	\$ 3,000.00	
8141	CLINICAL LAB OF SAN BERNARDINO INC	LAB FEES	\$ 60.00	
8141	CLINICAL LAB OF SAN BERNARDINO INC	LAB FEES	\$ 15.00	
8141	CLINICAL LAB OF SAN BERNARDINO INC	LAB FEES-WELLS	\$ 36.00	
8141	CLINICAL LAB OF SAN BERNARDINO INC	LAB FEES	\$ 142.50	
8141	CLINICAL LAB OF SAN BERNARDINO INC	LAB FEES-FBR	\$ 40.00	
8141	CLINICAL LAB OF SAN BERNARDINO INC	LAB FEES-ROEMER	\$ 123.50	
8141	CLINICAL LAB OF SAN BERNARDINO INC	LAB FEES-ROEMER	\$ 90.00	
8141	CLINICAL LAB OF SAN BERNARDINO INC	LAB FEES-ROEMER	\$ 90.00	
8141	CLINICAL LAB OF SAN BERNARDINO INC	LAB FEES-ROEMER	\$ 123.50	
8141	CLINICAL LAB OF SAN BERNARDINO INC	LAB FEES-ROEMER	\$ 17.50	
8141	CLINICAL LAB OF SAN BERNARDINO INC	LAB FEES-ROEMER	\$ 17.50	
8142	DAVID N M TURCH	Federal Lobbyist Services-JULY 2024	\$ 12,500.00	
8142	DAVID N M TURCH	Federal Lobbyist Services-AUG 2024	\$ 12,500.00	
8143	DIAMOND ENVIRONMENTAL SERVICES LP	RESTROOM RENTAL-10272 S CEDAR PL	\$ 121.16	
8143	DIAMOND ENVIRONMENTAL SERVICES LP	RESTROOM RENTAL-18451 VINEYARD AVE	\$ 121.16	
8143	DIAMOND ENVIRONMENTAL SERVICES LP	RESTROOM RENTAL-10272 S CEDAR PL	\$ 121.16	
8143	DIAMOND ENVIRONMENTAL SERVICES LP	RESTROOM RENTAL-18451 VINEYARD AVE	\$ 121.16	
8143	DIAMOND ENVIRONMENTAL SERVICES LP	RESTROOM RENTAL-18451 VINEYARD AVE	\$ 121.16	
8144	DOMINGUEZ, ELVIA	CSDA CONF EXPENSES	\$ 164.31	
8145	EVOQUA WATER TECHNOLOGIES LLC	2 x VSC400	\$ 1,113.82	
8145	EVOQUA WATER TECHNOLOGIES LLC	2 x VSC400	\$ 5,722.85	
8145	EVOQUA WATER TECHNOLOGIES LLC	GAC filter for Well 11	\$ 2,850.00	
8146	FASTENAL COMPANY	SHOP SUPPLIES	\$ 783.12	
8146	FASTENAL COMPANY	SHOP SUPPLIES	\$ 781.77	
8147	GARCIA, ANGELA	BIA WATER CONFERENCE	\$ 56.86	
8147	GARCIA, ANGELA	MILEAGE REIMB-AUGUST/SEPTEMBER	\$ 183.98	
8148	GETZ, BETTY	MEDICARE PART B-JULY-SEPT 2024	\$ 524.10	
8149	HANNA, DIANA G	MEDICARE PART B-JULY-SEPT 2024	\$ 524.10	
8150	HANNA, DONALD R	MEDICARE PART B-JULY-SEPT 2024	\$ 524.10	
8151	HASA INC.	CHEMICALS-WELLS	\$ 253.74	
8151	HASA INC.	CHEMICALS-WELLS	\$ 205.41	
8151	HASA INC.	CHEMICALS-WELLS	\$ 145.00	
8151	HASA INC.	CHEMICALS-WELLS	\$ 241.66	
8151	HASA INC.	CHEMICALS-WELLS	\$ 217.49	
8151	HASA INC.	CHEMICALS-WELLS	\$ 145.00	
8151	HASA INC.	CHEMICALS-WELLS	\$ 289.99	
8151	HASA INC.	CHEMICALS-WELLS	\$ 193.33	
8151	HASA INC.	CHEMICALS-WELLS	\$ 374.57	
8151	HASA INC.	CHEMICALS-ROEMER CREDIT	\$ (614.70)	
8151	HASA INC.	CHEMICALS-ROEMER	\$ 5,916.49	
8151	HASA INC.	CHEMICALS-ROEMER	\$ 5,426.79	
8151	HASA INC.	CHEMICALS-ROEMER	\$ 5,426.79	
8152	INFOSEND INC	Postage/Printing for Customer Bills	\$ 4,151.53	
8152	INFOSEND INC	Postage/Printing for Customer Bills	\$ 15,413.89	
8152	INFOSEND INC	Fall Bill Inserts	\$ 2,007.49	
8153	JENKINS, DANIEL	CSDA CONF EXPENSES	\$ 144.98	
8153	JENKINS, DANIEL	MILEAGE REIMB-AUGUST/SEPTEMBER	\$ 174.20	
8154	LANE, JAN	MEDICARE PART B-JULY-SEPT 2024	\$ 524.10	
8155	LONG, MARVALINE	MEDICARE PART B-JULY-SEPT 2024	\$ 733.80	
8156	MARTINEZ, ISABEL M	MEDICARE PART B-JULY-SEPT 2024	\$ 524.10	

WEST VALLEY WATER DISTRICT

CASH DISBURSEMENT REPORT
OCTOBER 2024

EFT/Check #	Vendor Name	Description	O & M Amount	CIP Amount
8157	MARTINEZ, RAYMOND	MEDICARE PART B-JULY-SEPT 2024	\$ 524.10	
8158	MCMaster-CARR SUPPLY COMPANY	PRODUCTION SUPPLIES	\$ 175.85	
8158	MCMaster-CARR SUPPLY COMPANY	FBR SUPPLIES	\$ 434.33	
8158	MCMaster-CARR SUPPLY COMPANY	FBR SUPPLIES	\$ 251.11	
8158	MCMaster-CARR SUPPLY COMPANY	FBR SUPPLIES	\$ 32.40	
8158	MCMaster-CARR SUPPLY COMPANY	ROEMER SUPPLIES	\$ 306.15	
8158	MCMaster-CARR SUPPLY COMPANY	ROEMER SUPPLIES	\$ 933.04	
8158	MCMaster-CARR SUPPLY COMPANY	ROEMER SUPPLIES	\$ 478.92	
8158	MCMaster-CARR SUPPLY COMPANY	ROEMER SUPPLIES	\$ 281.75	
8158	MCMaster-CARR SUPPLY COMPANY	ROEMER SUPPLIES	\$ 672.17	
8158	MCMaster-CARR SUPPLY COMPANY	ROEMER SUPPLIES	\$ 974.42	
8158	MCMaster-CARR SUPPLY COMPANY	ROEMER SUPPLIES	\$ 925.66	
8158	MCMaster-CARR SUPPLY COMPANY	ROEMER SUPPLIES	\$ 653.14	
8158	MCMaster-CARR SUPPLY COMPANY	ROEMER SUPPLIES	\$ 803.41	
8158	MCMaster-CARR SUPPLY COMPANY	ROEMER SUPPLIES	\$ 698.79	
8158	MCMaster-CARR SUPPLY COMPANY	ROEMER SUPPLIES	\$ 335.04	
8158	MCMaster-CARR SUPPLY COMPANY	ROEMER SUPPLIES	\$ 25.07	
8158	MCMaster-CARR SUPPLY COMPANY	ROEMER SUPPLIES	\$ 735.88	
8158	MCMaster-CARR SUPPLY COMPANY	ROEMER SUPPLIES	\$ 900.70	
8158	MCMaster-CARR SUPPLY COMPANY	ROEMER SUPPLIES	\$ 85.83	
8158	MCMaster-CARR SUPPLY COMPANY	ROEMER SUPPLIES	\$ 60.04	
8158	MCMaster-CARR SUPPLY COMPANY	ROEMER SUPPLIES	\$ 617.60	
8158	MCMaster-CARR SUPPLY COMPANY	ROEMER SUPPLIES	\$ 308.57	
8158	MCMaster-CARR SUPPLY COMPANY	ROEMER SUPPLIES	\$ 580.52	
8158	MCMaster-CARR SUPPLY COMPANY	ROEMER SUPPLIES	\$ 365.23	
8158	MCMaster-CARR SUPPLY COMPANY	ROEMER SUPPLIES	\$ 786.91	
8158	MCMaster-CARR SUPPLY COMPANY	ROEMER SUPPLIES	\$ 452.44	
8158	MCMaster-CARR SUPPLY COMPANY	ROEMER SUPPLIES	\$ 185.40	
8158	MCMaster-CARR SUPPLY COMPANY	ROEMER SUPPLIES	\$ 419.70	
8158	MCMaster-CARR SUPPLY COMPANY	ROEMER SUPPLIES	\$ 572.29	
8158	MCMaster-CARR SUPPLY COMPANY	CAMERAS	\$ 390.21	
8159	MCNULTY, SEAN	CIVIL APPLICATION FEE	\$ 2,276.83	
8159	MCNULTY, SEAN	LEED CERTIFICATE	\$ 284.00	
8160	MOORE, KELVIN	CSDA VEHICLE RENTAL CREDIT	\$ (80.52)	
8160	MOORE, KELVIN	MILEAGE REIMB-AUGUST/SEPTEMBER	\$ 222.04	
8161	NEARMAP US INC	Nearmap Vertical for Gov't	\$ 12,358.50	
8162	OFFICE SOLUTIONS BUSINESS PRODUCTS & SERVICES	OFFICE SUPPLIES	\$ 509.39	
8162	OFFICE SOLUTIONS BUSINESS PRODUCTS & SERVICES	OFFICE SUPPLIES	\$ 357.41	
8163	SAFETY COMPLIANCE COMPANY	FIELD SAFETY MTG 9/10/24	\$ 225.00	
8163	SAFETY COMPLIANCE COMPANY	OFFICE SAFETY MTG 9/10/24	\$ 200.00	
8164	SANDER, REBECCA	MEDICARE PART B-JULY-SEPT 2024	\$ 524.10	
8165	SPIK, LINDA M	MEDICARE PART B-JULY-SEPT 2024	\$ 733.80	
8166	STERLING WATER TECHNOLOGIES LLC	Praestol Flocculant for FBR Plant	\$ 4,900.48	
8166	STERLING WATER TECHNOLOGIES LLC	Aluminum Chlorohydrate for Roemer	\$ 30,187.52	
8166	STERLING WATER TECHNOLOGIES LLC	Aluminum Chlorohydrate for Roemer	\$ 30,196.23	
8167	WESTBROOK, LAURA	MEDICARE PART B-JULY-SEPT 2024	\$ 524.10	
8168	YOUNG, GREGORY A	MILEAGE REIMB-AUGUST/SEPTEMBER	\$ 49.99	
8169	ABF PRINTS INC	PRINTED LABELS	\$ 103.44	
8169	ABF PRINTS INC	OFFICE SUPPLIES	\$ 80.81	
8170	ACWA /JPIA	DELTACARE DENTAL PPO	\$ (47.86)	
8170	ACWA /JPIA	EE Adjusts	\$ (4,354.38)	
8170	ACWA /JPIA	DELTACARE DENTAL HMO	\$ 718.90	
8170	ACWA /JPIA	DELTACARE DENTAL PPO	\$ 8,885.54	
8170	ACWA /JPIA	EMPLOYEE ASSISTANCE PROGRAM	\$ 205.84	

WEST VALLEY WATER DISTRICT

CASH DISBURSEMENT REPORT
OCTOBER 2024

EFT/Check #	Vendor Name	Description	O & M Amount	CIP Amount
8170	ACWA /JPIA	HEALTH INSURANCE	\$ 146,169.44	
8170	ACWA /JPIA	VISION	\$ 1,757.94	
8170	ACWA /JPIA	DELTACARE DENTAL PPO	\$ 555.76	
8170	ACWA /JPIA	HEALTH INSURANCE	\$ 6,945.18	
8170	ACWA /JPIA	VISION	\$ 84.72	
8170	ACWA /JPIA	Retirees	\$ 15,431.72	
8170	ACWA /JPIA	Retirees	\$ 1,807.82	
8170	ACWA /JPIA	Retirees	\$ 571.86	
8171	AIR & HOSE SOURCE INC	Discharge hose and gaskets	\$ 16.50	
8171	AIR & HOSE SOURCE INC	Discharge hose and gaskets	\$ 1,042.14	
8172	ASHWORTH, MARIADA L	MEDICARE PART B-JULY-SEPT 2024	\$ 524.10	
8173	BEST BEST & KRIEGER LLP	LEGAL FEES-AUGUST 2024	\$ 12,173.20	
8173	BEST BEST & KRIEGER LLP	LEGAL FEES-AUGUST 2024	\$ 702.00	
8173	BEST BEST & KRIEGER LLP	LEGAL FEES-AUGUST 2024	\$ 4,237.10	
8173	BEST BEST & KRIEGER LLP	LEGAL FEES-AUGUST 2024	\$ 1,240.00	
8173	BEST BEST & KRIEGER LLP	LEGAL FEES-AUGUST 2024	\$ 120.00	
8173	BEST BEST & KRIEGER LLP	LEGAL FEES-AUGUST 2024	\$ 5,301.90	
8173	BEST BEST & KRIEGER LLP	LEGAL FEES-AUGUST 2024	\$ 19,992.64	
8173	BEST BEST & KRIEGER LLP	LEGAL FEES-AUGUST 2024	\$ 684.00	
8174	CHANDLER ASSET MANAGEMENT	SEPT SERVICES	\$ 7,880.55	
8175	CLINICAL LAB OF SAN BERNARDINO INC	LAB FEES-BLF	\$ 39.00	
8175	CLINICAL LAB OF SAN BERNARDINO INC	LAB FEES	\$ 60.00	
8175	CLINICAL LAB OF SAN BERNARDINO INC	LAB FEES	\$ 105.00	
8175	CLINICAL LAB OF SAN BERNARDINO INC	LAB FEES	\$ 15.00	
8175	CLINICAL LAB OF SAN BERNARDINO INC	LAB FEES	\$ 30.00	
8175	CLINICAL LAB OF SAN BERNARDINO INC	LAB FEES	\$ 132.00	
8175	CLINICAL LAB OF SAN BERNARDINO INC	LAB FEES-WELLS	\$ 91.50	
8175	CLINICAL LAB OF SAN BERNARDINO INC	LAB FEES-WELLS	\$ 91.50	
8175	CLINICAL LAB OF SAN BERNARDINO INC	LAB FEES-PERCHLORATE	\$ 250.50	
8175	CLINICAL LAB OF SAN BERNARDINO INC	LAB FEES-PERCHLORATE	\$ 34.50	
8175	CLINICAL LAB OF SAN BERNARDINO INC	LAB FEES-FBR	\$ 204.00	
8175	CLINICAL LAB OF SAN BERNARDINO INC	LAB FEES-FBR	\$ 172.50	
8175	CLINICAL LAB OF SAN BERNARDINO INC	LAB FEES-FBR	\$ 170.00	
8175	CLINICAL LAB OF SAN BERNARDINO INC	LAB FEES-FBR	\$ 60.00	
8175	CLINICAL LAB OF SAN BERNARDINO INC	LAB FEES-FBR	\$ 40.00	
8175	CLINICAL LAB OF SAN BERNARDINO INC	LAB FEES-ROEMER	\$ 123.50	
8175	CLINICAL LAB OF SAN BERNARDINO INC	LAB FEES-ROEMER	\$ 90.00	
8175	CLINICAL LAB OF SAN BERNARDINO INC	LAB FEES-ROEMER	\$ 560.50	
8175	CLINICAL LAB OF SAN BERNARDINO INC	LAB FEES-ROEMER	\$ 17.50	
8175	CLINICAL LAB OF SAN BERNARDINO INC	LAB FEES-ROEMER	\$ 17.50	
8176	GENERAL PUMP COMPANY INC	Well 11 rehabilitation project	\$	117,220.10
8177	HARTLEY, MARY JO	NATIONAL NIGHT OUT EVENT SUPPLIES	\$ 78.54	
8178	HASA INC.	CHEMICALS-BLF	\$ 1,449.96	
8178	HASA INC.	CHEMICALS-PERCHLORATE	\$ 277.91	
8178	HASA INC.	CHEMICALS-ROEMER	\$ 5,426.79	
8179	KRUEGER, WILLIAM E	MEDICARE PART B REIMB JUL-SEPT 2024	\$ 1,677.00	
8180	MAQPOWER COMPRESSORS CORP	Sullair Compressor for FBR	\$ 10,303.07	
8181	MCMMASTER-CARR SUPPLY COMPANY	ROEMER SUPPLIES	\$ 558.33	
8181	MCMMASTER-CARR SUPPLY COMPANY	ROEMER SUPPLIES	\$ 48.05	
8181	MCMMASTER-CARR SUPPLY COMPANY	ROEMER SUPPLIES	\$ 134.06	
8181	MCMMASTER-CARR SUPPLY COMPANY	ROEMER SUPPLIES	\$ 559.77	
8181	MCMMASTER-CARR SUPPLY COMPANY	ROEMER SUPPLIES	\$ 107.58	
8181	MCMMASTER-CARR SUPPLY COMPANY	ROEMER SUPPLIES	\$ 501.98	
8181	MCMMASTER-CARR SUPPLY COMPANY	ROEMER SUPPLIES	\$ 38.23	

WEST VALLEY WATER DISTRICT

CASH DISBURSEMENT REPORT
OCTOBER 2024

EFT/Check #	Vendor Name	Description	O & M Amount	CIP Amount
8182	OFFICE SOLUTIONS BUSINESS PRODUCTS & SERVICES	OFFICE SUPPLIES	\$ 560.03	
8183	POUND, ROGER A	MEDICARE PART B-JULY-SEPT 2024	\$ 524.10	
8184	POUND,PHYLLIS A	MEDICARE PART B-JULY-SEPT 2024	\$ 524.10	
8185	RED WING BUSINESS ADVANTAGE ACCOUNT	SAFETY BOOTS-ARTHUR BURNS	\$ 250.00	
8186	UNIFIRST CORPORATION	JANITORIAL SERVICES-ROEMER	\$ 73.82	
8186	UNIFIRST CORPORATION	JANITORIAL SERVICES-ROEMER	\$ 75.20	
8186	UNIFIRST CORPORATION	JANITORIAL SERVICES-ROEMER	\$ 76.50	
8186	UNIFIRST CORPORATION	JANITORIAL SERVICES-ROEMER	\$ 75.20	
8186	UNIFIRST CORPORATION	JANITORIAL SERVICES-ROEMER	\$ 75.20	
8186	UNIFIRST CORPORATION	JANITORIAL SERVICES-ROEMER	\$ 75.20	
8186	UNIFIRST CORPORATION	JANITORIAL SERVICES-ROEMER	\$ 72.80	
8186	UNIFIRST CORPORATION	JANITORIAL SERVICES-ROEMER	\$ 83.88	
8186	UNIFIRST CORPORATION	JANITORIAL SERVICES-HQ	\$ 94.53	
8186	UNIFIRST CORPORATION	JANITORIAL SERVICES-HQ	\$ 94.53	
8186	UNIFIRST CORPORATION	JANITORIAL SERVICES-HQ	\$ 94.53	
8186	UNIFIRST CORPORATION	JANITORIAL SERVICES-HQ	\$ 94.53	
8186	UNIFIRST CORPORATION	JANITORIAL SERVICES-HQ	\$ 94.53	
8186	UNIFIRST CORPORATION	JANITORIAL SERVICES-HQ	\$ 94.53	
8186	UNIFIRST CORPORATION	JANITORIAL SERVICES-HQ	\$ 94.53	
8186	UNIFIRST CORPORATION	JANITORIAL SERVICES-HQ	\$ 94.53	
8186	UNIFIRST CORPORATION	JANITORIAL SERVICES-HQ	\$ 94.53	
8186	UNIFIRST CORPORATION	JANITORIAL SERVICES-HQ	\$ 94.53	
8186	UNIFIRST CORPORATION	JANITORIAL SERVICES-HQ	\$ 94.53	
8186	UNIFIRST CORPORATION	JANITORIAL SERVICES-HQ	\$ 94.53	
8186	UNIFIRST CORPORATION	JANITORIAL SERVICES-HQ	\$ 94.53	
8186	UNIFIRST CORPORATION	JANITORIAL SERVICES-HQ	\$ 94.53	
8186	UNIFIRST CORPORATION	JANITORIAL SERVICES-HQ	\$ 105.42	
8186	UNIFIRST CORPORATION	JANITORIAL SERVICES-HQ	\$ 94.53	
8186	UNIFIRST CORPORATION	JANITORIAL SERVICES-HQ	\$ 94.53	
8186	UNIFIRST CORPORATION	JANITORIAL SERVICES-HQ	\$ 94.53	
8186	UNIFIRST CORPORATION	JANITORIAL SERVICES-HQ	\$ 95.53	
8186	UNIFIRST CORPORATION	JANITORIAL SERVICES-HQ	\$ 103.84	
8186	UNIFIRST CORPORATION	JANITORIAL SERVICES-HQ	\$ 87.22	
8186	UNIFIRST CORPORATION	JANITORIAL SERVICES-HQ	\$ 87.22	
8186	UNIFIRST CORPORATION	JANITORIAL SERVICES-HQ	\$ 87.22	
8186	UNIFIRST CORPORATION	JANITORIAL SERVICES-HQ	\$ 109.65	
8186	UNIFIRST CORPORATION	JANITORIAL SERVICES-HQ	\$ 87.22	
8186	UNIFIRST CORPORATION	JANITORIAL SERVICES-HQ	\$ 87.22	
8188	VULCAN MATERIALS COMPANY	Temp Asphalt- Cold Mix	\$ 978.65	
8188	VULCAN MATERIALS COMPANY	Temp Asphalt- Cold Mix	\$ 658.05	
8189	ABF PRINTS INC	REGULAR ENVELOPES	\$ 727.31	
8190	AMERICAN GLOBAL SECURITY, INC.	Standing Guard Service for HQ 09/16-10/15/24	\$ 5,263.05	
8190	AMERICAN GLOBAL SECURITY, INC.	Standing Guard Service for HQ 09/16-10/15/24	\$ 5,263.05	
8191	AUTOMATED GATE SERVICES INC	ROEMER MAINTENANCE	\$ 528.00	
8192	BOOT BARN INC	SAFETY BOOTS-ERIC ROSALES	\$ 146.53	
8193	CLINICAL LAB OF SAN BERNARDINO INC	LAB FEES-BLF	\$ 44.00	
8193	CLINICAL LAB OF SAN BERNARDINO INC	LAB FEES-BLF	\$ 44.00	
8193	CLINICAL LAB OF SAN BERNARDINO INC	LAB FEES-BLF	\$ 15.00	
8193	CLINICAL LAB OF SAN BERNARDINO INC	LAB FEES	\$ 30.00	
8193	CLINICAL LAB OF SAN BERNARDINO INC	LAB FEES	\$ 1,241.50	
8193	CLINICAL LAB OF SAN BERNARDINO INC	LAB FEES	\$ 31.50	
8193	CLINICAL LAB OF SAN BERNARDINO INC	LAB FEES	\$ 825.50	
8193	CLINICAL LAB OF SAN BERNARDINO INC	LAB FEES	\$ 7.50	
8193	CLINICAL LAB OF SAN BERNARDINO INC	LAB FEES	\$ 202.50	

WEST VALLEY WATER DISTRICT

CASH DISBURSEMENT REPORT
OCTOBER 2024

EFT/Check #	Vendor Name	Description	O & M Amount	CIP Amount
8193	CLINICAL LAB OF SAN BERNARDINO INC	LAB FEES	\$ 13.50	
8193	CLINICAL LAB OF SAN BERNARDINO INC	LAB FEES	\$ 142.50	
8193	CLINICAL LAB OF SAN BERNARDINO INC	LAB FEES	\$ 7.50	
8193	CLINICAL LAB OF SAN BERNARDINO INC	LAB FEES	\$ 202.50	
8193	CLINICAL LAB OF SAN BERNARDINO INC	LAB FEES-PERCHLORATE	\$ 243.00	
8193	CLINICAL LAB OF SAN BERNARDINO INC	LAB FEES-WELL#6	\$ 277.50	
8193	CLINICAL LAB OF SAN BERNARDINO INC	LAB FEES-FBR	\$ 386.00	
8193	CLINICAL LAB OF SAN BERNARDINO INC	LAB FEES-FBR	\$ 620.00	
8193	CLINICAL LAB OF SAN BERNARDINO INC	LAB FEES-WELL#6	\$ 620.00	
8193	CLINICAL LAB OF SAN BERNARDINO INC	LAB FEES-FBR	\$ 267.50	
8193	CLINICAL LAB OF SAN BERNARDINO INC	LAB FEES-FBR	\$ 40.00	
8193	CLINICAL LAB OF SAN BERNARDINO INC	LAB FEES-ROEMER	\$ 82.00	
8193	CLINICAL LAB OF SAN BERNARDINO INC	LAB FEES-ROEMER	\$ 228.00	
8193	CLINICAL LAB OF SAN BERNARDINO INC	LAB FEES-ROEMER	\$ 90.00	
8193	CLINICAL LAB OF SAN BERNARDINO INC	LAB FEES-ROEMER	\$ 17.50	
8193	CLINICAL LAB OF SAN BERNARDINO INC	LAB FEES-ROEMER	\$ 17.50	
8194	CURTIS, DEVI A	MEDICARE PART B REIMB JULY-SEPT 2024	\$ 1,048.20	
8195	CURTIS, MITCHELL A	MEDICARE PART B REIMB JULY-SEPT 2024	\$ 1,048.20	
8196	EVOQUA WATER TECHNOLOGIES LLC	Technician Carbon Sample	\$ 1,000.00	
8196	EVOQUA WATER TECHNOLOGIES LLC	Technician Carbon Sample	\$ 450.00	
8196	EVOQUA WATER TECHNOLOGIES LLC	FBR VESSEL RENTAL	\$ 538.75	
8197	FASTENAL COMPANY	SHOP SUPPLIES	\$ 276.86	
8197	FASTENAL COMPANY	SHOP SUPPLIES	\$ 809.51	
8197	FASTENAL COMPANY	SHOP SUPPLIES	\$ 455.88	
8197	FASTENAL COMPANY	SHOP SUPPLIES	\$ 648.59	
8197	FASTENAL COMPANY	OFFICE SUPPLIES	\$ 409.95	
8198	GENERAL PUMP COMPANY INC	Roemer, Influent Booster 1-Mechanical Seal Repair	\$ 4,954.18	
8199	HASA INC.	CHEMICALS-ROEMER	\$ 5,426.79	
8200	HIDALGO, EDGAR	AFTER HOURS MEAL	\$ 24.01	
8201	LEASE PLAN USA INC	Mechanic Repairs for Fleet	\$ 7,226.42	
8201	LEASE PLAN USA INC	Mechanic Repairs for Fleet	\$ 8,088.92	
8202	MCMASTER-CARR SUPPLY COMPANY	ARSENIC SUPPLIES	\$ 929.63	
8202	MCMASTER-CARR SUPPLY COMPANY	FBR SUPPLIES	\$ 279.78	
8202	MCMASTER-CARR SUPPLY COMPANY	FBR SUPPLIES	\$ 694.81	
8202	MCMASTER-CARR SUPPLY COMPANY	ARSENIC SUPPLIES	\$ 405.71	
8202	MCMASTER-CARR SUPPLY COMPANY	ARSENIC SUPPLIES	\$ 986.50	
8202	MCMASTER-CARR SUPPLY COMPANY	ARSENIC SUPPLIES	\$ 556.02	
8202	MCMASTER-CARR SUPPLY COMPANY	ARSENIC SUPPLIES	\$ 987.35	
8202	MCMASTER-CARR SUPPLY COMPANY	ARSENIC SUPPLIES	\$ 898.51	
8202	MCMASTER-CARR SUPPLY COMPANY	ROEMER SUPPLIES	\$ 108.54	
8202	MCMASTER-CARR SUPPLY COMPANY	FBR SUPPLIES	\$ 762.28	
8202	MCMASTER-CARR SUPPLY COMPANY	ROEMER SUPPLIES	\$ 815.15	
8202	MCMASTER-CARR SUPPLY COMPANY	ROEMER SUPPLIES	\$ 487.99	
8202	MCMASTER-CARR SUPPLY COMPANY	ROEMER SUPPLIES	\$ 126.37	
8202	MCMASTER-CARR SUPPLY COMPANY	ROEMER SUPPLIES	\$ 416.47	
8203	MURPHY, RONALD	MEDICARE PART B REIMB JULY-SEPT 2024	\$ 524.10	
8204	PAUL FRANK GRAVESANDE	UNIT 420F & 420E MAINTENANCE	\$ 155.00	
8204	PAUL FRANK GRAVESANDE	BACK HOE MAINTENANCE	\$ 225.00	
8204	PAUL FRANK GRAVESANDE	UNIT #105 MAINTENANCE	\$ 325.00	
8204	PAUL FRANK GRAVESANDE	UNITS 105 & 105T MAINTENANCE	\$ 315.00	
8204	PAUL FRANK GRAVESANDE	UNITS 104 & 104T MAINTENANCE	\$ 235.00	
8204	PAUL FRANK GRAVESANDE	UNIT#139 MAINTENANCE	\$ 55.00	
8205	RECYCLED AGGREGATE MATERIALS CO INC	SHOP SUPPLIES	\$ 63.79	
8205	RECYCLED AGGREGATE MATERIALS CO INC	MAINTENANCE SUPPLIES	\$ 130.00	

WEST VALLEY WATER DISTRICT

CASH DISBURSEMENT REPORT
OCTOBER 2024

EFT/Check #	Vendor Name	Description	O & M Amount	CIP Amount
8206	SALLENDER, PAULETTE	MEDICARE PART B REIMB JULY-SEPT 2024	\$ 524.10	
8207	SHARP EXTERMINATOR INC	PEST CONTROL SVCS-JULY 2024	\$ 290.00	
8207	SHARP EXTERMINATOR INC	PEST CONTROL SVCS-AUG 2024	\$ 290.00	
8207	SHARP EXTERMINATOR INC	PEST CONTROL SVCS-SEPT 2024	\$ 290.00	
8208	SIKORSKI, PATRICIA	MEDICARE PART B REIMB JUL-SEPT 2024	\$ 1,048.20	
8209	YULO, ALBERTO G	FIELD TRAINING MEALS-DARNELL WILLIAMS	\$ 107.24	
87338	ACOM SOLUTIONS INC	CONTRACTS/LICENSES	\$ 731.00	
87339	AMAZON.COM SALES INC	Generator batteries	\$ 1,336.08	
87339	AMAZON.COM SALES INC	MAINTENANCE SUPPLIES	\$ 444.05	
87339	AMAZON.COM SALES INC	MAINTENANCE SUPPLIES	\$ 187.50	
87339	AMAZON.COM SALES INC	MAINTENANCE SUPPLIES	\$ 75.00	
87339	AMAZON.COM SALES INC	OFFICE SUPPLIES	\$ 189.97	
87339	AMAZON.COM SALES INC	OFFICE SUPPLIES	\$ 495.60	
87339	AMAZON.COM SALES INC	OFFICE SUPPLIES	\$ 537.10	
87339	AMAZON.COM SALES INC	VEHICLES MAINT SUPPLIES	\$ 237.02	
87339	AMAZON.COM SALES INC	VEHICLES MAINTENANCE	\$ 592.55	
87340	AT&T	TELEMETRY LINE	\$ 64.52	
87341	BURRTEC WASTE INDUSTRIES INC	DISPOSAL FEES-ROEMER	\$ 240.19	
87341	BURRTEC WASTE INDUSTRIES INC	DISPOSAL FEES	\$ 803.82	
87342	CHARLES NICHOLS	SERVICES-SEPT 2024	\$ 3,802.70	
87343	CHARTER COMMUNICATIONS	CABLE/TELEPHONE	\$ 239.94	
87343	CHARTER COMMUNICATIONS	CABLE/TELEPHONE	\$ 182.16	
87343	CHARTER COMMUNICATIONS	INTERNET SERVICE	\$ 1,549.00	
87344	CINTAS CORPORATION	JANITORIAL SERVICES	\$ 189.30	
87345	CITY OF RIALTO	UTILITY USER TAX-SEPT 2024	\$ 64,950.08	
87345	CITY OF RIALTO	UTILITY USER TAX-SEPT 2024	\$ (179.81)	
87346	CITY OF RIALTO-ALARM PROGRAM	ALARM FEES	\$ 26.90	
87347	CITY OF RIALTO-ENGINEERING SERVICES DEPARTMENT	ENCROACHMENT PERMIT-1584 S IDYLLWILD	\$ 958.70	
87347	CITY OF RIALTO-ENGINEERING SERVICES DEPARTMENT	ENCROACHMENT PERMIT-2104 N VINE AVE	\$ 958.70	
87347	CITY OF RIALTO-ENGINEERING SERVICES DEPARTMENT	ENCROACHMENT PERMIT-2139 N PALM AVE	\$ 958.70	
87347	CITY OF RIALTO-ENGINEERING SERVICES DEPARTMENT	ENCROACHMENT PERMIT-3909 N LIVE OAK	\$ 958.70	
87347	CITY OF RIALTO-ENGINEERING SERVICES DEPARTMENT	ENCROACHMENT PERMIT-2568 W MONTECITO	\$ 958.70	
87347	CITY OF RIALTO-ENGINEERING SERVICES DEPARTMENT	ENCROACHMENT PERMIT-2559 W MONTECITO DR	\$ 958.70	
87347	CITY OF RIALTO-ENGINEERING SERVICES DEPARTMENT	ENCROACHMENT PERMIT-1029 CHESHIRE ST	\$ 958.70	
87347	CITY OF RIALTO-ENGINEERING SERVICES DEPARTMENT	ENCROACHMENT PERMIT-3715 N GOLDENROD AVE	\$ 958.70	
87348	CITY OF SAN BERNARDINO	BLF WATER-08/09/24-09/12/24	\$ 60.04	
87349	COASTAL BUILDING SERVICES INC	JANITORIAL SERVICES-ROEMER	\$ 489.00	
87350	COLONIAL SUPPLEMENTAL INSURANCE	COLONIAL	\$ 1,842.78	
87350	COLONIAL SUPPLEMENTAL INSURANCE	COLONIAL	\$ 1,236.41	
87350	COLONIAL SUPPLEMENTAL INSURANCE	COLONIAL	\$ 1,842.65	
87350	COLONIAL SUPPLEMENTAL INSURANCE	COLONIAL	\$ 1,265.02	
87350	COLONIAL SUPPLEMENTAL INSURANCE	EE Adjusts	\$ 262.91	
87351	CONTROL TEMP INC	AC MAINTENANCE	\$ 520.00	
87352	DAN'S LAWNMOVER CENTER	VEHICLES MAINTENANCE	\$ 77.37	
87353	FAST SERVICE	SERVICES SEPT 2024	\$ 202.00	
87354	GARDA CL WEST INC	ARMORED TRANSPORT SVCS-SEPT 2024	\$ 543.62	
87354	GARDA CL WEST INC	ARMORED TRANSPORT SVCS-AUG 2024	\$ 6.79	
87355	HOME DEPOT	SHOP SUPPLIES	\$ 47.79	
87355	HOME DEPOT	SHOP SUPPLIES	\$ 567.84	
87355	HOME DEPOT	DISTRICT MAINTENANCE	\$ 41.51	
87355	HOME DEPOT	DISTRICT MAINTENANCE	\$ 436.22	
87356	I.U.O.E., LOCAL UNION NO. 12	I.U.O.E LOCAL 12 UNION DUES	\$ 473.00	
87356	I.U.O.E., LOCAL UNION NO. 12	I.U.O.E LOCAL 12 UNION DUES	\$ 440.00	
87357	JOHNSON'S HARDWARE INC	MAINTENANCE SUPPLIES	\$ 61.40	

WEST VALLEY WATER DISTRICT

CASH DISBURSEMENT REPORT
OCTOBER 2024

EFT/Check #	Vendor Name	Description	O & M Amount	CIP Amount
87357	JOHNSON'S HARDWARE INC	METERS SUPPLIES	\$ 129.28	
87358	LEGAL SHIELD	Rounding	\$ (0.01)	
87358	LEGAL SHIELD	LEGALSHIELD	\$ 180.42	
87358	LEGAL SHIELD	LEGALSHIELD	\$ 180.39	
87359	MASTERS TELECOM LLC	PHONE SERVICES SEPT 2024	\$ 65.61	
87360	PACK N MAIL	SERVICES SEPT 2024	\$ 100.00	
87361	PAUL FRANK GRAVESANDE	UNIT#104 MAINTENANCE	\$ 495.00	
87361	PAUL FRANK GRAVESANDE	Emergency Air Leak Repair Truck 105	\$ 1,055.00	
87361	PAUL FRANK GRAVESANDE	UNIT#294 MAINTENANCE	\$ 745.00	
87361	PAUL FRANK GRAVESANDE	UNIT#104 MAINTENANCE	\$ 660.00	
87361	PAUL FRANK GRAVESANDE	UNIT#234 MAINTENANCE	\$ 275.00	
87362	PAUL THOMAS	RECEIPT BOOKS	\$ 532.97	
87363	PAYROLL.ORG	MEMBERSHIP RENEWAL	\$ 299.00	
87364	SB COUNTY FIRE PROTECTION DISTRICT	PERMIT FEES-WELL#30	\$ 465.00	
87364	SB COUNTY FIRE PROTECTION DISTRICT	PERMIT FEES-WELL#8A	\$ 465.00	
87364	SB COUNTY FIRE PROTECTION DISTRICT	PERMIT FEES-WELL#42	\$ 465.00	
87365	SO CALIFORNIA EDISON	BLF ELECTRICITY 08/21/24-09/19/24	\$ 306.55	
87365	SO CALIFORNIA EDISON	WELL#17-08/12/24-09/10/24	\$ 563.05	
87366	SOUTHERN CALIFORNIA WATER COALITION	ANNUAL MEMBERSHIP FEE	\$ 5,000.00	
87367	THE STANDARD	EE Adjusts (in process of being rectified by H/R)	\$ (7,455.53)	
87367	THE STANDARD	AD&D	\$ (124.03)	
87367	THE STANDARD	DEPENDENT LIFE	\$ (31.98)	
87367	THE STANDARD	LIFE INSURANCE	\$ (914.63)	
87367	THE STANDARD	LONG TERM DISABILITY	\$ (608.03)	
87367	THE STANDARD	AD&D	\$ 6.30	
87367	THE STANDARD	DEPENDENT LIFE	\$ 1.23	
87367	THE STANDARD	LIFE INSURANCE	\$ 46.50	
87367	THE STANDARD	LONG TERM DISABILITY	\$ 5.51	
87367	THE STANDARD	AD&D	\$ 336.66	
87367	THE STANDARD	DEPENDENT LIFE	\$ 102.09	
87367	THE STANDARD	LIFE INSURANCE	\$ 2,475.52	
87367	THE STANDARD	LONG TERM DISABILITY	\$ 2,643.07	
87367	THE STANDARD	AD&D	\$ 25.20	
87367	THE STANDARD	DEPENDENT LIFE	\$ 4.92	
87367	THE STANDARD	LIFE INSURANCE	\$ 186.00	
87367	THE STANDARD	LONG TERM DISABILITY	\$ 17.22	
87367	THE STANDARD	AD&D	\$ 333.51	
87367	THE STANDARD	DEPENDENT LIFE	\$ 100.86	
87367	THE STANDARD	LIFE INSURANCE	\$ 2,459.25	
87367	THE STANDARD	LONG TERM DISABILITY	\$ 2,575.55	
87367	THE STANDARD	AD&D	\$ 25.20	
87367	THE STANDARD	DEPENDENT LIFE	\$ 4.92	
87367	THE STANDARD	LIFE INSURANCE	\$ 186.00	
87367	THE STANDARD	LONG TERM DISABILITY	\$ 17.22	
87367	THE STANDARD	EE Adjusts	\$ 8,926.56	
87367	THE STANDARD	EMPLOYEE AFTER-TAX	\$ (4,805.19)	
87367	THE STANDARD	EMPLOYEE AFTER-TAX	\$ 711.60	
87367	THE STANDARD	EMPLOYEE AFTER-TAX	\$ 711.55	
87367	THE STANDARD	EMPLOYEE AFTER-TAX	\$ 517.37	
87368	TYLER TECHNOLOGIES INC	INSITE TRANSACTION FEES-07/01/24-09/30/24	\$ 595.10	
87369	VORTEX INDUSTRIES INC	REPAIRS-ROEMER	\$ 588.00	
87370	WHITE CAP CONSTRUCTION SUPPLY	MAINTENANCE SUPPLIES	\$ 507.78	
87370	WHITE CAP CONSTRUCTION SUPPLY	MAINTENANCE SUPPLIES	\$ 191.28	
87371	YO FIRE	MAINTENANCE SUPPLIES	\$ 257.52	

WEST VALLEY WATER DISTRICT

CASH DISBURSEMENT REPORT
OCTOBER 2024

EFT/Check #	Vendor Name	Description	O & M Amount	CIP Amount
87372	Holley, James	CUSTOMER REFUND	\$ 56.59	
87373	Nolasco, Ruth E	CUSTOMER REFUND	\$ 80.28	
87374	LEE, SHUHUA	CUSTOMER REFUND	\$ 50.91	
87375	Jr, Arnold Barboza	CUSTOMER REFUND	\$ 46.31	
87376	Domond, Carl	CUSTOMER REFUND	\$ 76.11	
87377	LENNAR HOMES	CUSTOMER REFUND	\$ 8.92	
87378	LENNAR CORP	CUSTOMER REFUND	\$ 10.48	
87379	LENNAR CORP	CUSTOMER REFUND	\$ 17.14	
87380	SEPULVEDA, GUILLERMO	CUSTOMER REFUND	\$ 26.83	
87381	TMB Equity LLC	CUSTOMER REFUND	\$ 63.33	
87382	BLACK STAR PAVING	CUSTOMER REFUND	\$ 3,601.73	
87383	C.P. CONSTRUCTION	CUSTOMER REFUND	\$ 2,285.46	
87384	T-9 ENTERPRISES INC	CUSTOMER REFUND	\$ 1,817.17	
87385	QUALITY MANAGEMENT GROUP	CUSTOMER REFUND	\$ 6,101.68	
87386	SPRUCE PARK HOMEOWNERS	CUSTOMER REFUND	\$ 7,936.14	
87387	NK DEMOLITION	CUSTOMER REFUND	\$ 86.91	
87388	Shen, Hanmei	CUSTOMER REFUND	\$ 80.67	
87392	ESPINOZA, JUAN	CUSTOMER REFUND	\$ 1,795.09	
87393	INLAND VALLEY CONSTRUCTION	CUSTOMER REFUND	\$ 902.71	
87394	INLAND VALLEY CONSTR	CUSTOMER REFUND	\$ 255.19	
87395	ROMO, CLAUDIA	CUSTOMER REFUND	\$ 55.01	
87396	Arreguin, Angel	CUSTOMER REFUND	\$ 16.81	
87397	IH4 PROPERTY WEST	CUSTOMER REFUND	\$ 1.42	
87398	RAMIREZ, KATIA	CUSTOMER REFUND	\$ 24.51	
87399	BROWN, CHARLES	CUSTOMER REFUND	\$ 35.05	
87400	LENNAR HOMES	CUSTOMER REFUND	\$ 32.94	
87401	LENNAR HOMES	CUSTOMER REFUND	\$ 25.80	
87402	Dasco, Billy	CUSTOMER REFUND	\$ 47.60	
87403	Singh, Jugrajbir & Sarbjeet	CUSTOMER REFUND	\$ 39.30	
87404	Norman, Brandie	CUSTOMER REFUND	\$ 4,239.83	
87405	LENNAR CORP	CUSTOMER REFUND	\$ 13.70	
87406	LENNAR HOMES	CUSTOMER REFUND	\$ 41.14	
87407	LENNAR HOMES	CUSTOMER REFUND	\$ 28.03	
87408	LENNAR HOMES	CUSTOMER REFUND	\$ 19.29	
87409	ACP PUBLICATIONS & MARKETING	BOARD SUPPLIES	\$ 783.34	
87410	ALLIANCE 2020 INC	HR SERVICES	\$ 910.82	
87411	AMAZON.COM SALES INC	WATER QUALITY SUPPLIES	\$ 471.78	
87411	AMAZON.COM SALES INC	WATER QUALITY SUPPLIES	\$ 24.71	
87411	AMAZON.COM SALES INC	WATER QUALITY SUPPLIES	\$ 250.13	
87411	AMAZON.COM SALES INC	FBR SUPPLIES	\$ 356.12	
87411	AMAZON.COM SALES INC	OFFICE SUPPLIES	\$ 229.49	
87411	AMAZON.COM SALES INC	OFFICE SUPPLIES	\$ 821.85	
87411	AMAZON.COM SALES INC	OFFICE SUPPLIES	\$ 43.70	
87411	AMAZON.COM SALES INC	OFFICE SUPPLIES	\$ 30.16	
87411	AMAZON.COM SALES INC	OFFICE SUPPLIES	\$ 144.93	
87411	AMAZON.COM SALES INC	OFFICE SUPPLIES	\$ 230.12	
87411	AMAZON.COM SALES INC	OFFICE SUPPLIES	\$ 12.77	
87412	AQUA-METRIC SALES CO	ANNUAL RNI SAAS FEE	\$ 43,919.00	
87413	BLOOMINGTON HIGH SCHOOL NJROTC	SPONSORSHIP	\$ 1,000.00	
87414	CALIFORNIA STRATEGIES & ADVOCACY LLC	State Lobbyist-August 2024	\$ 12,500.00	
87415	CINTAS CORPORATION	JANITORIAL SERVICES	\$ 189.30	
87415	CINTAS CORPORATION	JANITORIAL SERVICES	\$ 189.30	
87416	CITY OF RIALTO	STREET LIGHT MAINTENANCE	\$ 22.35	
87416	CITY OF RIALTO	STREET LIGHT MAINTENANCE	\$ 22.36	

WEST VALLEY WATER DISTRICT

CASH DISBURSEMENT REPORT
OCTOBER 2024

EFT/Check #	Vendor Name	Description	O & M Amount	CIP Amount
87417	COASTAL BUILDING SERVICES INC	Janitorial Services-SEPT 2024	\$ 185.00	
87417	COASTAL BUILDING SERVICES INC	Janitorial Services-SEPT 2024	\$ 2,904.00	
87418	COLTON PUBLIC UTILITIES	WELL 18A ELECTRICITY-08/27/24-09/26/24	\$ 541.59	
87419	CONTROL TEMP INC	AC MAINTENANCE-ROEMER	\$ 111.93	
87419	CONTROL TEMP INC	AC MAINTENANCE	\$ 520.00	
87420	DIGITAL IMAGE SOLUTIONS, LLC	COPIER MAINTENANCE-09/04/24-10/03/24	\$ 179.52	
87421	ESRI INC	ESRI Annual Subscription Year 1 of 3	\$ 29,300.00	
87422	FEDEX	ROEMER MAILING FEES	\$ 82.83	
87423	GHD INC	ROEMER EXPANSION CREDIT	\$	(107,496.94)
87423	GHD INC	Professional Engineering Services Roemer Expansion	\$	58,598.62
87423	GHD INC	Professional Engineering Services Roemer Expansion	\$	97,620.58
87424	GRAINGER INC	FBR SUPPLIES	\$ 942.46	
87424	GRAINGER INC	ROEMER SUPPLIES	\$ 676.48	
87424	GRAINGER INC	ROEMER SUPPLIES	\$ 96.59	
87425	ICON INC. GENERAL CONTRACTORS	PERMIT FEES	\$	293.55
87425	ICON INC. GENERAL CONTRACTORS	New Lobby Office	\$	900.00
87425	ICON INC. GENERAL CONTRACTORS	New Lobby Office	\$	42,766.00
87426	JOHNSON'S HARDWARE INC	PRODUCTION SUPPLIES	\$ 57.08	
87426	JOHNSON'S HARDWARE INC	WATER QUALITY SUPPLIES	\$ 132.47	
87426	JOHNSON'S HARDWARE INC	ROEMER SUPPLIES	\$ 34.53	
87427	JON'S FLAGS & POLES	DISTRICT REP/MAINT SUPPLIES	\$ 604.65	
87428	MAQPOWER COMPRESSORS CORP	FBR SUPPLIES	\$ 777.50	
87428	MAQPOWER COMPRESSORS CORP	Non Cycling refrigerated Dryer Model #SRN75	\$ 3,083.07	
87429	MASTERS TELECOM LLC	CONTRACTS/LICENSES	\$ 463.95	
87430	MONTELONGO, ERNEST	MEDICARE PART B-JULY-SEPT 2024	\$ 524.10	
87431	MONTELONGO, TERESA E	MEDICARE PART B-JULY-SEPT 2024	\$ 524.10	
87432	OCCUPATIONAL HEALTH CENTERS OF CALIFORNIA, A MEDICAL	HR SUPPLIES	\$ 1,048.00	
87433	OLDCASTLE INFRASTRUCTURE INC	Meter Lid Order 05/01/24	\$ 34,132.08	
87433	OLDCASTLE INFRASTRUCTURE INC	Meter Lid Order 05/01/24	\$ 5,322.29	
87434	O'REILLY AUTO PARTS	WATER QUALITY SUPPLIES	\$ 83.24	
87434	O'REILLY AUTO PARTS	VEHICLE MAINTENANCE-RETURNS	\$ (40.36)	
87434	O'REILLY AUTO PARTS	VEHICLE MAINTENANCE	\$ 9.70	
87434	O'REILLY AUTO PARTS	VEHICLE MAINTENANCE	\$ 24.77	
87435	PINNACLE PETROLEUM INC	Gasoline and Diesel for Fleet	\$ 10,948.90	
87436	RIALTO WATER SERVICES	HQ WATER SVC-08/15/24-09/19/24	\$ 123.96	
87436	RIALTO WATER SERVICES	WATER SVCS-ROEMER 07/31/24-08/31/24	\$ 67.17	
87437	ROBERT D NIEHAUS INC	Capacity Charge Update Study 2024	\$	1,560.00
87438	ROYAL INDUSTRIAL SOLUTIONS	PRODUCTION SUPPLIES	\$ 667.03	
87439	RYAN HERCO PRODUCTS CORP	ROEMER SUPPLIES	\$ 724.83	
87440	SANTA FE SPRINGS WATER SYSTEMS CO	Purchase of valve components	\$ 8,057.63	
87441	SO CAL LOCKSMITH	DISTRICT REP/MAINT	\$ 34.98	
87442	SO CALIFORNIA EDISON	ROEMER ELECTRICITY-08/29/24-09/29/24	\$ 87,042.85	
87443	SOURCE GRAPHICS	ENGINEERING SUPPLIES	\$ 377.73	
87444	SOUTH COAST AQMD	ANNUAL RENEWAL FEES	\$ 4,802.96	
87444	SOUTH COAST AQMD	EMISSIONS FEES	\$ 165.96	
87445	STATE WATER RESOURCES CONTROL BOARD	D3 CERTIFICATION-CEDRIC JOHNSON	\$ 120.00	
87446	STATE WATER RESOURCES CONTROL BOARD	EXTENDED WTR ARREARAGE PROGRAM	\$ 5,253.64	
87447	TERRYBERRY	HR SUPPLIES	\$ 93.30	
87447	TERRYBERRY	HR SUPPLIES	\$ 95.75	
87447	TERRYBERRY	HR SUPPLIES	\$ 277.87	
87448	THERMA-PRO MECHANICAL SERVICE INC	ROEMER SUPPLIES	\$ 918.00	
87449	THERMO ELECTRON NORTH AMERICA LLC	Dionex Parts	\$ 4,029.85	
87450	TOTALPLAN BUSINESS INTERIORS INC	DISTRICT MAINT SUPPLIES	\$ 462.25	
87451	TYLER TECHNOLOGIES INC	INSITE TRANSACTION FEES-07/01/24-09/30/24	\$ 54,470.40	

WEST VALLEY WATER DISTRICT

CASH DISBURSEMENT REPORT
OCTOBER 2024

EFT/Check #	Vendor Name	Description	O & M Amount	CIP Amount
87452	UNITED RENTALS NORTHWEST INC	Pump 4" 25HP VAC ASSIST - DIESEL		\$ 44,998.24
87453	UNIVAR USA INC	Phosphoric Acid for FBR Plant	\$ 5,172.00	
87454	USA BLUEBOOK	ROEMER SUPPLIES	\$ 872.99	
87454	USA BLUEBOOK	ROEMER SUPPLIES	\$ 752.01	
87455	VERIZON CONNECT FLEET USA LLC	SERVICES-OCT 2024	\$ 909.15	
87456	YO FIRE	STOCK ORDER 08-29-24	\$ 422.38	
87456	YO FIRE	STOCK ORDER 08-29-24	\$ 344.80	
87456	YO FIRE	COPPER ORDER 9-10-24	\$ 15,435.19	
87457	AMAZON.COM SALES INC	FBR SUPPLIES	\$ 81.88	
87457	AMAZON.COM SALES INC	OFFICE SUPPLIES	\$ 111.40	
87457	AMAZON.COM SALES INC	Computer Supplies Aug 2024	\$ 68.87	
87457	AMAZON.COM SALES INC	Computer Supplies Aug 2024	\$ 104.56	
87457	AMAZON.COM SALES INC	Computer Supplies Aug 2024	\$ 175.00	
87457	AMAZON.COM SALES INC	Computer Supplies Aug 2024	\$ 60.25	
87457	AMAZON.COM SALES INC	Computer Supplies Aug 2024	\$ 212.83	
87457	AMAZON.COM SALES INC	Computer Supplies Aug 2024	\$ 214.67	
87457	AMAZON.COM SALES INC	Computer Supplies Aug 2024	\$ 71.29	
87457	AMAZON.COM SALES INC	Computer Supplies Aug 2024	\$ 93.74	
87457	AMAZON.COM SALES INC	Computer Supplies Aug 2024	\$ 217.60	
87457	AMAZON.COM SALES INC	Computer Supplies Aug 2024	\$ 323.23	
87457	AMAZON.COM SALES INC	Computer Supplies Aug 2024	\$ 861.96	
87457	AMAZON.COM SALES INC	Computer Supplies Aug 2024	\$ 1,426.18	
87458	AT&T INTERNET	INTERNET SVCS	\$ 144.45	
87459	AT&T LONG DISTANCE	LONG DISTANCE-ROEMER	\$ 26.19	
87460	CITY OF RIALTO-ENGINEERING SERVICES DEPARTMENT	ENCROACHMENT PERMIT-3475 N TAMARIND	\$ 958.70	
87460	CITY OF RIALTO-ENGINEERING SERVICES DEPARTMENT	ENCROACHMENT PERMIT-1850 N SYCAMORE	\$ 958.70	
87460	CITY OF RIALTO-ENGINEERING SERVICES DEPARTMENT	ENCROACHMENT PERMIT-2537 N VINE AVE	\$ 958.70	
87460	CITY OF RIALTO-ENGINEERING SERVICES DEPARTMENT	ENCROACHMENT PERMIT-2613 W LOMA VISTA	\$ 958.70	
87460	CITY OF RIALTO-ENGINEERING SERVICES DEPARTMENT	ENCROACHMENT PERMIT-3805 N PONDEROSA	\$ 958.70	
87461	CITY OF SAN BERNARDINO	LYTLE CREEK STREAM FLOW-SEPT 2024	\$ 21,014.89	
87462	DAN'S LAWNMOVER CENTER	MAINTENANCE SUPPLIES	\$ 62.71	
87462	DAN'S LAWNMOVER CENTER	MAINTENANCE SUPPLIES	\$ 56.88	
87463	GOLDEN METERS SERVICE INC.	ROEMER SUPPLIES	\$ 625.00	
87464	INLAND DESERT SECURITY	ANSWERING SERVICE	\$ 37.05	
87465	J J KELLER & ASSOCIATES INC	LEAVE MGR ONLINE LICENSE 2Y	\$ 1,495.00	
87466	JOHNSON'S HARDWARE INC	SHOP SUPPLIES	\$ 9.98	
87467	MV AMCV LLC	DEPOSITS REFUNDS	\$ 2,128.00	
87467	MV AMCV LLC	DEPOSITS REFUNDS	\$ 43,788.00	
87468	O'REILLY AUTO PARTS	VEHICLE MAINTENANCE	\$ 229.17	
87469	RIALTO WATER SERVICES	FBR-08/12/24-09/20/24	\$ 1,747.47	
87469	RIALTO WATER SERVICES	WELL#16 WATER	\$ 30.42	
87470	RMG COMMUNICATIONS	Brand Refresh	\$ 6,250.00	
87471	SANTA FE SPRINGS WATER SYSTEMS CO	16" Backwash valve for filter # 5	\$ 15,615.25	
87472	SO CALIFORNIA EDISON	S END SHOP	\$ 93.98	
87472	SO CALIFORNIA EDISON	WELL#6 09/11/24-10/09/24	\$ 20,331.61	
87473	STATE WATER RESOURCES CONTROL BOARD	T2 CERTIFICATION-JAROLD HILL	\$ 60.00	
87474	TERRYBERRY	HR SUPPLIES	\$ 211.42	
87474	TERRYBERRY	HR SERVICES	\$ 86.71	
87475	THE GAS COMPANY	GAS BILL-ROEMER	\$ 16.27	
87476	UNDERGROUND SERVICE ALERT	NEW TICKETS	\$ 217.84	
87476	UNDERGROUND SERVICE ALERT	NEW TICKETS	\$ 498.40	
87477	VERIZON WIRELESS PHONES	CELL PHONES/IPADS	\$ 5,272.40	
87477	VERIZON WIRELESS PHONES	CELL PHONES/IPADS	\$ 1,546.38	
87477	VERIZON WIRELESS PHONES	CELL PHONES/IPADS	\$ 1,069.23	

WEST VALLEY WATER DISTRICT

CASH DISBURSEMENT REPORT
OCTOBER 2024

EFT/Check #	Vendor Name	Description	O & M Amount	CIP Amount
87478	YO FIRE	MAINTENANCE SUPPLIES	\$ 103.44	
87479	VEGA, MONIQUE	CUSTOMER REFUND	\$ 200.00	
87480	Ramirez, B&J Real Estate Investments INC & Jose	CUSTOMER REFUND	\$ 24.84	
87481	Zhang, Huaiqing	CUSTOMER REFUND	\$ 55.54	
87482	MONTE VISTA HOMES	CUSTOMER REFUND	\$ 9.21	
87483	MONTE VISTA HOMES	CUSTOMER REFUND	\$ 5.88	
87484	Wusheng Investment LLC	CUSTOMER REFUND	\$ 72.32	
87485	GIANNI, ROSEMARY	CUSTOMER REFUND	\$ 109.74	
87486	RODRIGUEZ,VERONICA	CUSTOMER REFUND	\$ 6.92	
87487	LENNAR HOMES	CUSTOMER REFUND	\$ 15.24	
87488	LS-FONTANA LLC	CUSTOMER REFUND	\$ 1,216.49	
87489	GRID POWER SOLUTIONS	CUSTOMER REFUND	\$ 3,549.23	
87490	FULLMER CONSTRUCTION	CUSTOMER REFUND	\$ 1,535.47	
87491	TINK LLC	CUSTOMER REFUND	\$ 10.05	
87492	NLF DP LILAC, LLC C/O STREAM REALTY PARTNERS	CUSTOMER REFUND	\$ 144.91	
87493	VILLARREAL, LORENZO	CUSTOMER REFUND	\$ 64.73	
87494	MONTE VISTA HOMES	CUSTOMER REFUND	\$ 50.47	
87495	MONTE VISTA HOMES	CUSTOMER REFUND	\$ 45.87	
87496	COOK, DEAN	CUSTOMER REFUND	\$ 58.17	
87497	Aguilera, Manuel F	CUSTOMER REFUND	\$ 2.76	
87498	LENNAR HOMES	CUSTOMER REFUND	\$ 12.78	
87499	LENNAR CORP	CUSTOMER REFUND	\$ 25.98	
87500	HEMAN-ACKAH, DONNA/ BENJAMIN	CUSTOMER REFUND	\$ 22.86	
87501	SUNSHINE RIVERA HOLDING LLC	CUSTOMER REFUND	\$ 3,561.82	
87502	CALMEX ENGINEERING INC	CUSTOMER REFUND	\$ 3,540.37	
87503	MATA, CHRISTOPHER & GOMEZ, MARLENE	CUSTOMER REFUND	\$ 586.46	
87504	NELSON, KENYA	CUSTOMER REFUND	\$ 40.48	
87505	AKEL ENGINEERING GROUP INC	Pump 7-2 Hydraulic Analysis	\$	5,449.50
87506	AMAZON.COM SALES INC	OFFICE SUPPLIES	\$ 591.88	
87506	AMAZON.COM SALES INC	OFFICE SUPPLIES	\$ 51.23	
87506	AMAZON.COM SALES INC	OFFICE SUPPLIES	\$ 105.33	
87506	AMAZON.COM SALES INC	OFFICE SUPPLIES	\$ 93.64	
87506	AMAZON.COM SALES INC	PRINTING SUPPLIES	\$ 355.41	
87506	AMAZON.COM SALES INC	OUTREACH PROGRAM SUPPLIES	\$ 72.75	
87507	AQUA-METRIC SALES CO	3-4 METER ORDER 10-09-24	\$ 1,635.97	
87507	AQUA-METRIC SALES CO	3-4 METER ORDER 10-09-24	\$ 8,179.84	
87508	AT&T	TELEMETRY LINE 10/07/24-11/06/24	\$ 64.10	
87509	BLUE - WHITE INDUSTRIES LTD	Rollers and tubes for M3 and M4 Chem Pumps	\$ 38.92	
87509	BLUE - WHITE INDUSTRIES LTD	Rollers and tubes for M3 and M4 Chem Pumps	\$ 512.64	
87509	BLUE - WHITE INDUSTRIES LTD	Rollers and tubes for M3 and M4 Chem Pumps	\$ 602.17	
87509	BLUE - WHITE INDUSTRIES LTD	Rollers and tubes for M3 and M4 Chem Pumps	\$ 1,168.04	
87509	BLUE - WHITE INDUSTRIES LTD	Rollers and tubes for M3 and M4 Chem Pumps	\$ 1,360.52	
87510	BSREP III SIERRA CASA GRANDE, LLC	DEPOSITS REIMB CONT/METER/VALVE	\$ 2,700.00	
87510	BSREP III SIERRA CASA GRANDE, LLC	DEPOSITS REIMB CONT/METER/VALVE	\$ 1,560.00	
87510	BSREP III SIERRA CASA GRANDE, LLC	DEPOSITS REIMB CONT/METER/VALVE	\$ 38,895.24	
87511	CINTAS CORPORATION	JANITORIAL SERVICES	\$ 192.49	
87512	CITY OF RIALTO-ENGINEERING SERVICES DEPARTMENT	ENCROACHMENT PERMIT-1572 N SYCAMORE AVE	\$ 958.70	
87513	CITY OF SAN BERNARDINO	BLF WATER 09/12/24-10/10/24	\$ 285.67	
87514	CONTROL TEMP INC	AC MAINTENANCE	\$ 276.52	
87515	DAN'S LAWNMOVER CENTER	MAINTENANCE SUPPLIES	\$ 377.11	
87515	DAN'S LAWNMOVER CENTER	MAINTENANCE SUPPLIES	\$ 62.71	
87516	DIGITAL IMAGE SOLUTIONS, LLC	COPIER MAINTENANCE	\$ 2.74	
87517	FISH WINDOW CLEANING	JANITORIAL SERVICES-WINDOWS	\$ 317.00	
87518	GOMEZ, LUIS	AFTER HOURS MEAL	\$ 23.68	

WEST VALLEY WATER DISTRICT

CASH DISBURSEMENT REPORT
OCTOBER 2024

EFT/Check #	Vendor Name	Description	O & M Amount	CIP Amount
87518	GOMEZ, LUIS	SAFETY GLASSES	\$ 162.00	
87519	HOME DEPOT	MAINTENANCE SUPPLIES	\$ 915.55	
87519	HOME DEPOT	DISTRICT MAINTENANCE	\$ 76.81	
87519	HOME DEPOT	DISTRICT MAINTENANCE	\$ 8.55	
87519	HOME DEPOT	DISTRICT MAINTENANCE	\$ 406.26	
87520	I.U.O.E., LOCAL UNION NO. 12	I.U.O.E LOCAL 12 UNION DUES	\$ 440.00	
87520	I.U.O.E., LOCAL UNION NO. 12	I.U.O.E LOCAL 12 UNION DUES	\$ 440.00	
87521	JOHNSON'S HARDWARE INC	WATER QUALITY SUPPLIES	\$ 340.38	
87521	JOHNSON'S HARDWARE INC	SHOP SUPPLIES	\$ 185.19	
87521	JOHNSON'S HARDWARE INC	SHOP SUPPLIES	\$ 201.36	
87522	P&S TRUCK SUPPLY INC.	UNIT#105 MAINTENANCE	\$ 94.19	
87522	P&S TRUCK SUPPLY INC.	UNIT#105 MAINTENANCE	\$ 168.77	
87523	SAN BERNARDINO COUNTY RECORDER	LIEN RELEASE	\$ 20.00	
87524	SB COUNTY FIRE PROTECTION DISTRICT	PERMIT FEES	\$ 919.00	
87525	SCOTT EQUIPMENT INC.	BACKHOE MAINTENANCE	\$ 416.36	
87525	SCOTT EQUIPMENT INC.	BACKHOE MAINTENANCE	\$ 71.26	
87526	SO CALIFORNIA EDISON	ELECTRIC BILL VARIOUS LOCATIONS	\$ 107,011.39	
87526	SO CALIFORNIA EDISON	ELECTRIC BILL VARIOUS LOCATIONS	\$ 58,520.87	
87526	SO CALIFORNIA EDISON	ELECTRIC BILL VARIOUS LOCATIONS	\$ 25,292.78	
87526	SO CALIFORNIA EDISON	9920 COUNTRY CLUB & WELL#17	\$ 23,992.96	
87526	SO CALIFORNIA EDISON	ELECTRIC BILL VARIOUS LOCATIONS	\$ 32,780.79	
87526	SO CALIFORNIA EDISON	9920 COUNTRY CLUB & WELL#17	\$ 483.73	
87526	SO CALIFORNIA EDISON	ELECTRIC BILL VARIOUS LOCATIONS	\$ 242.26	
87526	SO CALIFORNIA EDISON	ELECTRIC BILL VARIOUS LOCATIONS	\$ 24,915.16	
87526	SO CALIFORNIA EDISON	ELECTRIC BILL VARIOUS LOCATIONS	\$ 251.80	
87526	SO CALIFORNIA EDISON	ELECTRIC BILL VARIOUS LOCATIONS	\$ 17,496.20	
87526	SO CALIFORNIA EDISON	ELECTRIC BILL VARIOUS LOCATIONS	\$ 6,598.34	
87527	THE GAS COMPANY	HQ GAS SVC-09/06/24-10/08/24	\$ 22.10	
87528	YO FIRE	MAINTENANCE SUPPLIES	\$ 103.44	
87528	YO FIRE	MAINTENANCE SUPPLIES	\$ 974.06	
87528	YO FIRE	MAINTENANCE SUPPLIES	\$ 334.03	
87528	YO FIRE	EQUIPMENT MAINTENANCE	\$ 500.00	
87529	De La Cruz, Eileen	CUSTOMER REFUND	\$ 1,029.41	
87530	PETERSON, DERRICK	CUSTOMER REFUND	\$ 353.25	
87531	CALMEX ENGINEERING INC	CUSTOMER REFUND	\$ 81.45	
87532	SANDOVAL, ALEJANDRA	CUSTOMER REFUND	\$ 16.51	
87533	GUERRERO, MICHAEL/CHARLA	CUSTOMER REFUND	\$ 23.51	
87534	Homes, Trinity Renovation	CUSTOMER REFUND	\$ 100.13	
87535	REESE, MELISSA& DAVID	CUSTOMER REFUND	\$ 78.03	
87536	LENNAR HOMES	CUSTOMER REFUND	\$ 13.57	
87537	JERRY, ASHLEY / JUSTIN	CUSTOMER REFUND	\$ 75.41	
87538	SINCLAIR, JONATHAN	CUSTOMER REFUND	\$ 61.93	
87539	LENNAR HOMES	CUSTOMER REFUND	\$ 14.95	
87540	LENNAR HOMES	CUSTOMER REFUND	\$ 22.67	
87541	LENNAR HOMES	CUSTOMER REFUND	\$ 21.72	
87542	LENNAR HOMES	CUSTOMER REFUND	\$ 8.11	
87543	LENNAR HOMES	CUSTOMER REFUND	\$ 9.74	
87544	ACWA	2025 ANNUAL DUES	\$ 29,425.00	
87545	AMAZON.COM SALES INC	WATER QUALITY SUPPLIES	\$ (15.99)	
87545	AMAZON.COM SALES INC	OFFICE SUPPLIES	\$ 249.58	
87545	AMAZON.COM SALES INC	OFFICE SUPPLIES	\$ 47.73	
87545	AMAZON.COM SALES INC	OFFICE SUPPLIES	\$ 103.68	
87545	AMAZON.COM SALES INC	OFFICE SUPPLIES	\$ 245.97	
87545	AMAZON.COM SALES INC	OFFICE SUPPLIES	\$ 71.10	

WEST VALLEY WATER DISTRICT

CASH DISBURSEMENT REPORT
OCTOBER 2024

EFT/Check #	Vendor Name	Description	O & M Amount	CIP Amount
87545	AMAZON.COM SALES INC	OFFICE SUPPLIES	\$ 24.01	
87545	AMAZON.COM SALES INC	COMPUTER SUPPLIES	\$ 69.92	
87545	AMAZON.COM SALES INC	OUTREACH PROGRAM	\$ 31.42	
87546	AQUA-METRIC SALES CO	1" Meter Stock Order 9-4-24	\$ 33,488.70	
87547	BAVCO	WATER QUALITY SUPPLIES	\$ 181.07	
87548	BHI PLUMBING, HEATING AND AIR CONDI	DISTRICT MAINTENANCE	\$ 325.00	
87549	BLAINE TECH SERVICES INC	FBR Monitoring Well Sampling	\$ 2,700.00	
87550	CALIFORNIA STRATEGIES & ADVOCACY LLC	LOBBYING SERVICES-SEPT 2024	\$ 12,655.62	
87551	CHARTER COMMUNICATIONS	INTERNET/TELEPHONE	\$ 239.94	
87551	CHARTER COMMUNICATIONS	INTERNET/TELEPHONE	\$ 182.16	
87551	CHARTER COMMUNICATIONS	INTERNET SERVICES	\$ 1,549.00	
87552	CITY OF RIALTO-ALARM PROGRAM	ALARM PERMIT RENEWAL FEES	\$ 26.90	
87553	COLONIAL SUPPLEMENTAL INSURANCE	EE Adjusts	\$ (234.24)	
87553	COLONIAL SUPPLEMENTAL INSURANCE	COLONIAL	\$ 2,025.13	
87553	COLONIAL SUPPLEMENTAL INSURANCE	COLONIAL	\$ 1,459.75	
87553	COLONIAL SUPPLEMENTAL INSURANCE	COLONIAL	\$ 1,869.22	
87553	COLONIAL SUPPLEMENTAL INSURANCE	COLONIAL	\$ 1,329.91	
87554	FEDEX	MAILING FEES	\$ 29.97	
87555	HUNT ORTMANN PALFFY NIEVES DARLING & MAH INC	AUGUST 2024 SERVICES	\$	109.50
87556	I.U.O.E., LOCAL UNION NO. 12	I.U.O.E LOCAL 12 UNION DUES	\$ 462.00	
87556	I.U.O.E., LOCAL UNION NO. 12	I.U.O.E LOCAL 12 UNION DUES	\$ 462.00	
87557	J-COMM INC	2024 WVWD Video Project	\$ 10,000.00	
87558	JOHNSON'S HARDWARE INC	WATER QUALITY SUPPLIES	\$ 228.40	
87559	LEGAL SHIELD	LEGALSHIELD	\$ 180.42	
87559	LEGAL SHIELD	LEGALSHIELD	\$ 180.39	
87559	LEGAL SHIELD	LEGALSHIELD	\$ 13.23	
87559	LEGAL SHIELD	EE Adjust	\$ 1.71	
87560	MARIPOSA LANDSCAPES INC	Landscape Maintenance Service	\$ 1,988.86	
87561	MASTERS TELECOM LLC	ROEMER ALARM/PHONE LINES	\$ 131.22	
87562	MIKE DYELL MACHINE SHOP	Custom fabrication of backwash access lid	\$ 1,571.00	
87563	MLARCHITECTURE INC	ADA Accessibility Services	\$	10,056.00
87564	MONTE VISTA WATER DISTRICT	WEWAC PROGRAM 2024-2025	\$ 1,500.00	
87565	O'REILLY AUTO PARTS	VEHICLE MAINT RETURNS	\$ (77.35)	
87565	O'REILLY AUTO PARTS	VEHICLE MAINTENANCE	\$ 128.23	
87566	QUINN COMPANY	Service for HQ generator	\$ 1,762.47	
87567	RIALTO WATER SERVICES	HQ WATER SERVICE-09/19/24-10/17/24	\$ 123.96	
87568	SAN BERNARDINO COUNTY RECORDER	LIEN RELEASE	\$ 20.00	
87569	SHAW HR CONSULTING, INC.	HR SERVICES-SEPT 2024	\$ 2,425.00	
87570	SIERRA LAKES GOLF CLUB	2024 HOLIDAY SEMINAR VENUE	\$ 4,000.00	
87571	SO CALIFORNIA EDISON	BLF ELECTRICITY-09/20/24-10/20/24	\$ 28.77	
87572	STATE WATER RESOURCES CONTROL BOARD	D2 CERTIFICATION-JANET WILLIAMS-HARMON	\$ 60.00	
87573	STATE WATER RESOURCES CONTROL BOARD	D5 CERTIFICATION-SERGIO GRANDA	\$ 105.00	
87574	TERRYBERRY	HR SERVICES	\$ 159.79	
87575	THE STANDARD	LIFE INSURANCE	\$ (54.26)	
87575	THE STANDARD	LIFE INSURANCE	\$ (6.98)	
87575	THE STANDARD	EE Adjusts	\$ (89.05)	
87575	THE STANDARD	AD&D	\$ 340.87	
87575	THE STANDARD	DEPENDENT LIFE	\$ 103.32	
87575	THE STANDARD	LIFE INSURANCE	\$ 2,520.49	
87575	THE STANDARD	LIFE INSURANCE	\$ 54.26	
87575	THE STANDARD	LONG TERM DISABILITY	\$ 2,619.94	
87575	THE STANDARD	AD&D	\$ 25.20	
87575	THE STANDARD	DEPENDENT LIFE	\$ 4.92	
87575	THE STANDARD	LIFE INSURANCE	\$ 186.00	

WEST VALLEY WATER DISTRICT

CASH DISBURSEMENT REPORT
OCTOBER 2024

EFT/Check #	Vendor Name	Description	O & M Amount	CIP Amount
87575	THE STANDARD	LONG TERM DISABILITY	\$ 17.22	
87575	THE STANDARD	DEPENDENT LIFE	\$ 7.38	
87575	THE STANDARD	LONG TERM DISABILITY	\$ 196.34	
87575	THE STANDARD	EMPLOYEE AFTER-TAX	\$ (11.01)	
87575	THE STANDARD	EMPLOYEE AFTER-TAX	\$ 6,227.49	
87575	THE STANDARD	EMPLOYEE AFTER-TAX	\$ 711.14	
87576	USA BLUEBOOK	WATER QUALITY SUPPLIES	\$ 176.49	
87577	YO FIRE	6X1 SADDLE FOR P25005	\$ 156.24	
87577	YO FIRE	STOCK ORDER 10212024	\$ 19,782.90	
87577	YO FIRE	STOCK ORDER 10212024	\$ 15,435.19	
87577	YO FIRE	STOCK ORDER 10212024	\$ 17,972.70	
DFT0003979	PCL CONSTRUCTION INC	Design and Construction of Roemer Upgrade	\$	1,038,429.68
DFT0003979	PCL CONSTRUCTION INC	Design and Construction of Roemer Upgrade	\$	475,432.58
DFT0003979	PCL CONSTRUCTION INC	Design and Construction of Roemer Upgrade	\$	2,036,338.37
DFT0003979	PCL CONSTRUCTION INC	RETENTION	\$	(177,510.03)
DFT0004016	PCL CONSTRUCTION INC	Design and Construction of Roemer Upgrade	\$	3,524,987.19
DFT0004016	PCL CONSTRUCTION INC	RETENTION	\$	(176,249.36)
SUBTOTALS			\$ 1,725,919.64	\$ 7,003,496.08
GRAND TOTAL			\$ 8,729,415.72	

Exhibit B

**WEST VALLEY WATER DISTRICT
PAYROLL GROSS WAGES
FISCAL YEAR 2024 - 2025**

Report Month	Description	From	To	Gross Wages Paid
July 2024	Monthly Pay Period #7	06/01/24	06/30/24	10,319.00
July 2024	Pay Period #14	06/21/24	07/05/24	364,859.06
July 2024	Pay Period #15	07/05/24	07/19/24	384,306.79
Total for July 2024				759,484.85
August 2024	Monthly Pay Period #8	07/01/24	07/31/24	10,112.62
August 2024	Pay Period #16	07/19/24	08/02/24	399,164.38
August 2024	Pay Period #17	08/02/24	08/16/24	369,382.81
Total for August 2024				778,659.81
September 2024	Monthly Pay Period #9	08/01/24	08/31/24	8,255.20
September 2024	Pay Period #18	08/16/24	08/30/24	375,168.59
	Pay Period #18 (Correction)	08/16/24	08/30/24	-
September 2024	Pay Period #19 & Correction	08/30/24	09/13/24	375,150.76
Total for September 2024				758,574.55
October 2024	Monthly Pay Period #10	09/01/24	09/30/24	9,080.72
October 2024	Pay Period #20	09/13/24	09/27/24	370,916.31
October 2024	Pay Period #21	09/27/24	10/11/24	383,402.01
	Pay Period #22	10/12/24	10/25/24	370,987.30
Total for October 2024				1,134,386.34

**WEST VALLEY WATER DISTRICT
EFT AND PAYROLL ITEMS
OCTOBER 2024**

Date	Item	Check No. or EFT	Amount
10/10/24	Monthly Pay Period #10	8963	762.37
10/03/24	Pay Period #20	8961-8962	2,071.81
10/17/24	Pay Period #21	8964-8965	3,567.48
10/31/24	Pay Period #22	8966	926.11
	Total Checks		<u>7,327.77</u>
10/10/24	Monthly Pay Period #10 Direct Deposits	EFT	6,918.94
10/10/24	Federal Tax Withheld Social Security & Medicare	EFT	1,966.29
10/10/24	State Tax Withheld and State Disability Insurance	EFT	153.43
10/03/24	Pay Period #20 Direct Deposits	EFT	236,141.81
10/03/24	Federal Tax Withheld Social Security & Medicare	EFT	91,194.83
10/03/24	State Tax Withheld and State Disability Insurance	EFT	21,127.18
10/03/24	Lincoln Deferred Compensation Withheld	EFT	14,108.74
10/03/24	Lincoln - 401a	EFT	0.00
10/03/24	Lincoln - ROTH	EFT	983.13
10/03/24	Lincoln - Employer Match Benefit	EFT	3,425.00
10/03/24	Lincoln - 401a Employer Match Benefit	EFT	0.00
10/03/24	Nationwide Deferred Compensation Withheld	EFT	5,781.11
10/03/24	Nationwide - Employer Match Benefit	EFT	775.00
10/03/24	Nationwide 401a	EFT	0.00
10/03/24	Nationwide ROTH	EFT	125.00
10/03/24	Nationwide - 401a Employer Match Benefit	EFT	0.00
10/03/24	CalPERS Retirement - Classic (EPMC and ER contribution)	EFT	34,824.88
10/03/24	CalPERS Retirement - 2nd Tier (EE and ER contribution)	EFT	25,573.68
10/03/24	California State Disbursement	EFT	984.46
10/03/24	Sterling Administration	EFT	976.23
10/17/24	Pay Period #21 Direct Deposits	EFT	249,130.32
10/17/24	Federal Tax Withheld Social Security & Medicare	EFT	93,698.12
10/17/24	State Tax Withheld and State Disability Insurance	EFT	22,426.05
10/17/24	Lincoln Deferred Compensation Withheld	EFT	14,187.05
10/17/24	Lincoln - 401a	EFT	0.00
10/17/24	Lincoln - ROTH	EFT	835.48
10/17/24	Lincoln - Employer Match Benefit	EFT	3,575.00
10/17/24	Lincoln - 401a Employer Match Benefit	EFT	0.00
10/17/24	Nationwide Deferred Compensation Withheld	EFT	5,781.11
10/17/24	Nationwide - Employer Match Benefit	EFT	775.00
10/17/24	Nationwide 401a	EFT	0.00
10/17/24	Nationwide ROTH	EFT	125.00
10/17/24	Nationwide - 401a Employer Match Benefit	EFT	0.00
10/17/24	CalPERS Retirement - Classic (EPMC and ER contribution)	EFT	35,388.46
10/17/24	CalPERS Retirement - 2nd Tier (EE and ER contribution)	EFT	25,874.50
10/17/24	California State Disbursement	EFT	984.46
10/17/24	Sterling Administration	EFT	976.23

Payroll Gross Wages

10/31/24	Pay Period #22 Direct Deposits	EFT	248,519.49
10/31/24	Federal Tax Withheld Social Security & Medicare	EFT	91,048.75
10/31/24	State Tax Withheld and State Disability Insurance	EFT	21,405.85
10/31/24	Lincoln Deferred Compensation Withheld	EFT	13,963.24
10/31/24	Lincoln - 401a	EFT	0.00
10/31/24	Lincoln - ROTH	EFT	921.06
10/31/24	Lincoln - Employer Match Benefit	EFT	3,500.00
10/31/24	Lincoln - 401a Employer Match Benefit	EFT	0.00
10/31/24	Nationwide Deferred Compensation Withheld	EFT	5,431.11
10/31/24	Nationwide - Employer Match Benefit	EFT	775.00
10/31/24	Nationwide 401a	EFT	0.00
10/31/24	Nationwide ROTH	EFT	150.00
10/31/24	Nationwide - 401a Employer Match Benefit	EFT	0.00
10/31/24	CalPERS Retirement - Classic (EPMC and ER contribution)	EFT	35,388.45
10/31/24	CalPERS Retirement - 2nd Tier (EE and ER contribution)	EFT	25,142.05
10/31/24	California State Disbursement	EFT	984.46
10/31/24	Sterling Administration	EFT	0.00

Total EFT

1,446,684.74

Grand Total Payroll Cash

1,454,012.51



STAFF REPORT

DATE: November 27, 2024
TO: Finance Committee
FROM: William Fox, Chief Financial Officer
SUBJECT: Treasurer's Report

MEETING HISTORY:

Initial Submission: 11/27/2024

BACKGROUND:

On a monthly basis the Finance Committee meets with the General Manager and Finance Staff to review the Treasurer's Report that covers the prior month. This encompasses balances, reserve levels, reserve classifications, interest earned, investment maturities, reinvestments made during the month, and compliance with the State of California Local Agency Investment Guidelines.

DISCUSSION:

West Valley Water District ("District") contracts with the Clifton Larson Allen LLP to prepare the monthly Treasurer's Report. This is an independent report that opines on the investment balances, classifications, and activity. This report also examines the District's investment policy to ensure that it follows the State of California's Local Agency Investment Guidelines (Government Code Section 53601(b)). The Treasurer Report for the Month of October 2024 (Exhibit A) is presented to the Finance Committee for review and discussion.

FISCAL IMPACT:

Monthly Cost of \$3,100 was included in the FY 2024-25 annual budget.

STAFF RECOMMENDATION:

Approve the October 2024 Treasurer's Report and forward it to the Board of Directors for their review and approval.

Attachments

[Exhibit A - 2024 October Treasurer Report.pdf](#)

EXHIBIT A

West Valley Water District
Cash, Investment & Reserve Balances - October 31, 2024

Institution/Investment Type	September 2024 Balance	October 2024 Balance		Minimum Balance	Target Balance	Maximum Balance
Funds Under Control of the District:			OPERATING CASH			
			Balance Available for Daily Operations	\$ 71,059,081.12	\$ 73,089,403.15	\$ 63,975,996.18
			Total Operating Cash	\$ 71,059,081.12	\$ 73,089,403.15	\$ 63,975,996.18
			UNRESTRICTED RESERVES			
			CAPITAL RESERVES			
District Cash Drawers	\$ 4,300.00	\$ 4,300.00	Capital Project Account - 100% FY 24-25	\$ 23,644,000.00	\$ 23,644,000.00	\$ 25,000,000.00
	\$ 4,300.00	\$ 4,300.00	Capital Project Account-25% FY 25-26	\$ 2,432,833.00	\$ 2,432,833.00	\$ 8,000,000.00
Checking and Savings:			Emergency Account	\$ (2,030,322.03)	\$ (4,060,644.06)	\$ (6,090,966.09)
Chase - General Government Checking	\$ 1,549,440.92	\$ 1,466,384.55		\$ 24,046,510.97	\$ 22,016,188.94	\$ 26,909,033.91
Chase - Special Rebate Checking	\$ -	\$ -	LIQUIDITY FUNDS			
Chase - UTC Routine Checking	\$ 5,000.56	\$ 5,000.56	Rate Stabilization Account	\$ 4,220,563.00	\$ 4,220,563.00	\$ 5,627,417.00
Chase - UTC Non-Routine Checking	\$ 48,636.50	\$ 48,636.50	Operating Reserve Account	\$ 8,441,126.00	\$ 8,441,126.00	\$ 11,254,834.00
	\$ 1,603,077.98	\$ 1,520,021.61		\$ 12,661,689.00	\$ 12,661,689.00	\$ 16,882,251.00
State of California, Local Agency Investment Fund*	\$ 8,646,385.18	\$ 3,203,912.96	OTHER OPERATING RESERVES			
US Bank - Chandler Asset Mgmt	\$ 36,547,125.69	\$ 37,875,282.14	Self-Insurance Reserve	\$ 5,000,000.00	\$ 5,000,000.00	\$ 5,000,000.00
US Bank - Chandler Liquidity Fund	\$ 87,857,516.14	\$ 86,460,980.77		\$ 5,000,000.00	\$ 5,000,000.00	\$ 5,000,000.00
CalTrust Pooled Investment Fund - Short Term	\$ -	\$ -	Total Unrestricted Reserves	\$ 41,708,199.97	\$ 39,677,877.94	\$ 48,791,284.91
CalTrust Pooled Investment Fund - Medium Term	\$ -	\$ -	Total OP Cash & UR Reserves	\$ 112,767,281.09	\$ 112,767,281.09	\$ 112,767,281.09
U. S. Treasury Bills	\$ -	\$ -	RESTRICTED RESERVES			
Government Agencies (Federal Home Loan Bank)	\$ -	\$ -	2016A Bond	\$ 445.16	\$ 445.16	\$ 445.16
	\$ 134,658,404.99	\$ 129,064,497.48	Customer Deposit Accounts	\$ 5,096,499.89	\$ 5,096,499.89	\$ 5,096,499.89
			Capacity Charge Acct Balance	\$ 8,200,716.50	\$ 8,200,716.50	\$ 8,200,716.50
			CIP account in LAIF for capital purposes	\$ 3,000,000.00	\$ 3,000,000.00	\$ 3,000,000.00
			Total Restricted Reserves	\$ 16,297,661.55	\$ 16,297,661.55	\$ 16,297,661.55
Total	\$ 134,658,404.99	\$ 129,064,497.48				
Funds Under Control of Fiscal Agents:			Total Cash & Investments	\$ 129,064,942.64	\$ 129,064,942.64	\$ 129,064,942.64
US BANK						
2016A Bond - Principal & Payment Funds	\$ 475,002.22	\$ 393.16				
2016A Bond - Interest Fund	\$ 419,250.01	\$ 52.00				
Total	\$ 894,252.23	\$ 445.16				
Grand Total	\$ 135,552,657.22	\$ 129,064,942.64				

I hereby certify that the investment activity for this reporting period conforms with the investment policy adopted by the West Valley Water District Board of Directors and the California Government Code Section 53601

I also certify that there are adequate funds available to meet the District's Budget.

Chief Financial Officer

*Quarterly interest posted the month following the quarter end.

Note:

All significant assumptions, methodologies and analyzed amounts were discussed with and agreed to by the District's accounting staff. From this conversation, we believe the District's accounting staff has the requisite knowledge and understanding of the processes/analyses prepared by CLA as not to impair our independence.

Total Fund Balance

When comparing the District's total fund balances month-over-month between October 2024 (\$129,064,942.64) and September 2024 (\$135,552,657.22), CLA found the fund balance decreased by \$6,487,714.58 between October 2024 and September 2024.

U.S. Bank Chandler Custodial Account

Cash/Money Market - Per Section 9.11 of the District's investment policy, "The company shall have met either one of the following criteria: 1) attained the highest ranking or the highest letter and numerical rating provided by not less than two NRSROs "Nationally Recognized Statistical Rating Organization" or 2) retained an investment adviser registered or exempt from registration with the Securities and Exchange Commission with not less than five years of experience managing money market mutual funds with assets under management in excess of five hundred million dollars." Based on Chandler Asset Management's reconciliation summary for the period ending October 31, 2024, CLA was able to confirm the District's cash and money-market securities were in accordance with the investment policy. CLA compared various financial documents for the District's cash and securities and found that all the District's holdings were in alignment with the requirements set forth in the investment policy.

In addition to ensuring that the District's money market funds attained the highest ranking provided by more than one NRSRO, the District also met the requirements outlined in Section 9.11 of the investment policy through its established relationship with Chandler Asset Management. With total assets under management of over \$35 billion with over thirty-five years of experience in managing money market mutual funds, Chandler Asset Management exceeds the requirements of the District's policy.

Per the investment policy, the maximum percentage of District investments in money market funds is capped at 20%. Similarly, the allowable mutual fund and money market account instruments per California government code (Sections 53601(I) and 53601.6(b)) for local government entities are also capped at 20%. The District's money market balance percentage as of October 31, 2024 is 0.87%. Therefore, the District is following both the investment policy and California governmental code.

United States Treasury Issues – Per Section 9.1 of the investment policy, "there's no limitation as to the percentage of the portfolio that may be invested in this category."

The District's investment policy is in uniformity with the State of California's Local Agency Investment Guidelines (Government Code Section 53601(b)). These guidelines establish that maximum investment maturities for United States Treasury Obligations are limited to five years. However, the legislative body may grant express authority to make investments either specifically or as a part of an investment program approved by the legislative body that exceeds this five-year remaining maturity limit. Such approval must be issued no less than three months prior to the purchase of any security exceeding the

five-year maturity limit. These guidelines do not establish a maximum specified percentage of the District's investment portfolio for United States Treasury Obligations.

As of October 31, 2024, 78.13% of the District's total portfolio is invested in United States Treasury Issues. With no maximum percentage established for United States Treasury Issues, the District is in conformity with the investment policy and the State of California's Local Agency Investment Guidelines.

Negotiable Certificates of Deposit – Section 9.4 of the District's investment policy states "purchases are limited to securities that have a long-term debt rating of at least the "A" category, or its equivalent, by a NRSRO." All instruments categorized as negotiable certificates of deposit in the District's portfolio follow Section 9.4 of the investment policy, as each security has a satisfactory long-term debt rating, and the investment matures within the five-year time frame as dictated in the policy. Based on the Chandler report, the purchase dates for all medium-term notes fall within the five-year framework established in the investment policy.

Per Section 9.4 of the investment policy, the maximum percentage of investments in negotiable certificates of deposit is 30% of the portfolio.

The District's investment policy is also in accordance with the State of California's Local Agency Investment Guidelines (Government Code Section 53601(i)) regarding negotiable certificates of deposit. These guidelines establish a maximum specified percentage of the District's investment portfolio for certificates of deposit at 30%. The State of California's guidelines also establish that maximum investment maturities for medium-term notes are limited to five years.

Negotiable certificates of deposit constitute 0.0% of the District's total investment balance as of October 31, 2024. Therefore, the District is following both the investment policy and the State of California's standards.

Medium-Term Notes – Section 9.10 of the District's investment policy states "purchases are limited to securities that have a long-term debt rating of at least the "A" category, or its equivalent, by a NRSRO." The investment policy also states that medium-term notes should have a "maximum remaining maturity of five years or less." All instruments categorized as medium-term notes in the District's portfolio follow Section 9.10 of the investment policy, as each security has a satisfactory long-term debt rating, and the investment matures within the five-year time frame as dictated in the policy. Based on CLA's analysis, the purchase dates for all medium-term notes fall within the five-year framework established in the investment policy.

Per Section 9.10 of the investment policy, the maximum percentage of investments in medium short-term notes is 30% of the portfolio.

The District's investment policy is also in accordance with the State of California's Local Agency Investment Guidelines (Government Code Section 53601(k)) regarding medium-term notes. These guidelines establish a maximum specified percentage of the District's investment portfolio for medium-term notes at 30%. The State of California's guidelines also establish that maximum investment maturities for medium-term notes are limited to five years.

Medium-term notes constitute 7.38% of the District's total investment balance as of October 31, 2024. Therefore, the District is following both the investment policy and the State of California's standards.

Federal Agency Obligations – Per Section 9.5 of the District’s investment policy, “there is no limitation as to the percentage of the portfolio that may be invested in this category, however, purchases of callable Federal Agency obligations are limited to a maximum of 30 percent of the portfolio.” Although the policy does not explicitly list the bond rating requirements for federal agency obligations, all the District’s current federal agency holdings are rated AAA by multiple NRSRO’s as of October 31, 2024.

While the State of California’s Local Agency Investment Guidelines have not established a maximum specified percentage for investments in federal agency obligations, these guidelines establish that maximum investment maturities for Federal Agency Obligations are limited to five years (Government Code Section 53601(f)). However, the legislative body may grant express authority to make investments either specifically or as a part of an investment program approved by the legislative body that exceeds this five year remaining maturity limit. Such approval must be issued no less than three months prior to the purchase of any security exceeding the five-year maturity limit.

Federal agency obligations represent 8.53% of the District’s total investment balance as of October 31, 2024. Therefore, the District is in accordance with both its investment policy as well as the guidelines set-forth by the State of California.

Municipal Bonds – Per Section 9.6 of the District’s investment policy, “purchases are limited to securities that have a long-term debt rating of at least the “A” category, or its equivalent, by a NRSRO; and/or have a short term debt rating of at least “A-1”, or its equivalent, by a NRSRO.” The maximum percentage of District investments in municipal bonds is capped at 20%.

While the State of California’s Local Agency Investment Guidelines have not established a maximum specified percentage for investments in municipal bonds, these guidelines establish that maximum investment maturities for Federal Agency Obligations are limited to five years (Government Code Section 53601(d)). However, the legislative body may grant express authority to make investments either specifically or as a part of an investment program approved by the legislative body that exceeds this five year remaining maturity limit. Such approval must be issued no less than three months prior to the purchase of any security exceeding the five-year maturity limit.

Municipal bonds represent 0.24% of the District’s total investment balance as of October 31, 2024. Therefore, the District is in accordance with both its investment policy as well as the guidelines set-forth by the State of California.

Local Agency Investment Fund (LAIF)

The State of California, Local Agency Investment Fund (LAIF) processes a same-day transaction if notified by 10:00 am. This ability satisfies the investment requirement of 24-hour liquidity as stipulated in the investment policy for the District.

Per Section 9.2 of the District’s investment policy, the maximum percentage of investments in the State of California, Local Agency Investment Fund is unlimited.

The District’s investment policy is also in accordance with the State of California’s Local Agency Investment Guidelines (Government Code Section 16429.1) concerning the Local Agency Investment Fund. These guidelines establish no maximum specified percentage of the District’s investment portfolio while also dictating no maximum maturity date for LAIF investments.

Per the Standard and Poor's rating system, California's Current Credit Rating is AA-, identifying the credit quality of the fund's portfolio performance as strong.

As of the period ending October 31, 2024, the District's Local Agency Investment Fund balance represents 2.48% of the District's entire portfolio. Therefore, the District is following the investment policy as well as the standards of the Local Agency Investment Guidelines.

Based on the LAIF performance report dated November 06, 2024, LAIF investments had a net-yield of 4.518%. Regarding portfolio composition, LAIF fund investments were split into the following categories (percentages may not total 100% due to rounding):

- Treasuries- 55.49%
- Agencies- 25.71%
- Certificates of Deposit/Bank Notes- 8.76%
- Commercial Paper- 6.08%
- Time Deposits- 3.19%
- Loans- 0.26%
- Corporate Bonds- 0.51%

On March 20, 2019, the District received a \$3 million dollar settlement as part of a larger association of local water districts and municipalities, from the San Gabriel Valley Water Company, Fontana Union Water Company, and the San Gabriel California Corporation. Per the settlement agreement, "West Valley and the non-settling plaintiffs separately asserted six claims alleging breach of contract and other claims arising from the 1961 Decree." The 1961 Decree governs groundwater pumping from a portion of the Rialto-Colton Basin. The claims also concern the defendants (Fontana Parties) pumping from a portion of the Rialto-Colton Basin that is outside the Rialto Basin as defined by the 1961 Decree. The San Bernardino Basin Area and most but not all the Rialto-Colton Basin are located within the service area of the Valley District and this violation served as the basis of the settlement.

The settlement check was received and deposited into the District's General Government Checking bank account and the District's board approved the transfer of the \$3 million in settlement funds to the District's LAIF account on April 4, 2019. While these funds have been earmarked for Capital Improvement Projects, the District has yet to allocate these funds to any specific project and the District will house all settlement funding in the LAIF account until board approval is received for the allocation of these funds.

The Investment Trust of California (Cal TRUST)

Section 9.3 of the District's investment policy states "no limit will be placed on the percentage total in this category." The State of California also fails to establish a maximum percentage total for investment trusts per Government Code Section 16340. As of the period ending October 31, 2024, the District's CalTRUST investment balance represents 0% of the District's entire portfolio. Therefore, the District is following the investment policy and the standards set-forth by the State of California as it relates to CalTRUST securities.

Bank Deposits

Based on the District's investment policy, "Securities placed in a collateral pool must provide coverage for at least 100 percent of all deposits that are placed in that institution." As of October 31, 2024, the District maintained balances within the FDIC limit of \$250,000 for each of its bank accounts, except for the Chase General Governmental Checking account. The Chase General Governmental Checking account maintains funds for operational purposes and normally carries a balance of at least \$1.5 million dollars which represents funding for one payroll, and one accounts payable check run. In CLA's comparison between the District's general checking account balances for October 2024 (\$1,466,384.55) and September 2024 (\$1,549,440.92), CLA observed an decrease in the October 2024 balance of \$83,056.37 versus September 2024 and variance is a result of regular activities.

During our review of the October 2024 Chase General Governmental Checking account bank statement, it was noted that there were 3 fraudulent activities totaling \$984.69. West Valley Water District ("WVWD") has a procedure where the bank issues a check/ACH exception report for WVWD to review and reject fraudulent checks/ACHs as needed. Currently, WVWD has implemented check number and amount positive pay.

CLA also noted few unusual deposits and payments during our review. On October 7, 2024, there was a remote deposit for \$1,241,101.05, which includes check from Niagara Bottling, LLC for \$1.24 million, a water lease rights payment. On October 15, 2024 and October 31, 2024, district wired \$3,372,690.60 and \$3,348,737.83 respectively to PCL Construction for Roemer expansion project.

While the District reconciles its deposit accounts monthly, CLA found that the District has historically reported the month-ending bank statement balance on the Treasurer's Report. Because the monthly bank statement does not take any outstanding checks or other withdrawals into account, the District may be overstating the General Government Checking balances on the Treasurer's Report, which ultimately impacts its liquidity.

In October, the UTC Routine Checking account was \$5000.56 and the UTC Non-Routine Checking account balance was \$48,636.50. The balances in both accounts remained unchanged between October 2024 and September 2024. The relatively low balances in both accounts (in comparison with the historical balances) is due to the CFO's emphasis on transferring more of its unrestricted cash balances to the District's investments accounts to take advantage of the increased rate of return.

In analyzing the accounting for the District's cash drawers (\$3,600) and petty cash (\$700), per the District's accounting staff, the District's cash drawers are normally reconciled daily. Each drawer is counted by the customer service representative responsible for the drawer and a secondary count is performed by the customer service lead or supervisor prior to the funds being relinquished to the District's armored security provider, Gaurda, for deposit daily. Cash deposits are reconciled daily by the District's accounting department. Petty cash is normally reconciled by the accounting department monthly. The District's accounting department provided CLA with a formalized reconciliation for the petty cash account and the cash drawers for October 2024, therefore CLA was able to agree the cash drawers and petty cash balance to the District Cash Drawers summary schedule.

Section 9.12 of the investment policy asserts that "there is no limit on the percentage of the portfolio that may be invested in bank deposits." Similarly, the State of California's Government Code for

Allowable Investment Instruments fails to dictate any portfolio standards for general bank deposit accounts. Although no maximum has been established for amounts invested in bank deposits by the investment policy or the State of California, CLA can verify that as of October 31, 2024, the District had 1.18% of its portfolio invested in bank deposit accounts.

Commercial Paper

Commercial paper is an unsecured, short-term debt instrument issued by a corporation, typically for the financing of accounts payable and inventories and meeting short-term liabilities. Commercial paper is usually issued at a discount from face value and typically reflects prevailing market interest rates. Per section 9.8 of the investment policy, the entity that issues the commercial paper should meet all the following conditions “(i) is organized and operating in the United States as a general corporation, (ii) has total assets in excess of five hundred million dollars (\$500,000,000), and (iii) has debt other than commercial paper, if any, that is rated at least the “A” category by a NRSRO. For a commercial paper investment to be eligible for the District, the commercial paper shall not have a maximum maturity of 270 days or less and no more than 25% of the District’s portfolio may be invested in this category.

The District’s investment policy is also in accordance with the State of California’s Local Agency Investment Guidelines (Government Code Section 53601 (h)) regarding Commercial Paper. These guidelines establish a maximum specified percentage of the District’s investment portfolio for commercial paper at 25%. The State of California’s guidelines also establish that maximum investment maturities for commercial paper should be 270 days or less.

As of October 31, 2024, the District had 0.00% invested in commercial paper investment. Therefore, the District is following both the investment policy and the State of California’s standards.

Supranational

Supranationals are explicitly defined in Section 9.14 of the investment policy as “US dollar-denominated senior unsecured unsubordinated obligations or unconditionally guaranteed by the International Bank for Reconstruction and Development, International Finance Corporation, or Inter-American Development Bank”. Securities listed as supranationals must be rated in the AA category or higher by a NRSRO and no more than 30% of the District’s portfolio may be invested in these securities with a maximum maturity of five years.

The District’s investment policy is also in accordance with the State of California’s Local Agency Investment Guidelines (Government Code Section 53601(q)) regarding supranationals. These guidelines establish a maximum specified percentage of the District’s investment portfolio for supranationals at 30%. The State of California’s guidelines also establish that maximum investment maturities for supranationals should be five years or less.

As of October 31, 2024, the District’s investments in four securities categorized as supranationals was 1.18% of the total portfolio and securities maintained a maturity date of less than five years from the original purchase date. CLA can confirm that the District’s supranational investments meet the standards of both the investment policy and the State of California.

Note:

All significant assumptions, methodologies and analyzed amounts were discussed with and agreed to by the District’s accounting staff. From this conversation, we believe the District’s accounting staff has the requisite knowledge and understanding of the processes/analyses prepared by CLA as not to impair our independence.

Restricted Funds

Bond Proceeds Fund(s) – Balances in the bond proceeds fund accounts represent monies derived from the proceeds of a bond issue. Per the requirements of the District’s reserve policy, the target level for the debt service reserve requirement is established at the time of the bond issue. Based on documentation provided to CLA, “no reserve fund has been established in connection with the issuance of the 2016A bonds.” Therefore, the October 31, 2024, ending balance of \$445.16 satisfies the minimum balance requirements per the District’s reserve policy.

Customer Deposit Accounts – Due to fluctuations in the number of utility customer deposits required and the number of development projects in process, no minimum or maximum levels have been established for customer deposit accounts. The customer deposit account balances presented on the treasurer’s report are based on the ending balance on the general ledger for the month. The customer deposit accounts are reconciled monthly. CLA was able to confirm that the customer deposit accounts balance presented on the October 2024 Treasurer’s Report reconciles with the District’s general ledger. The October 31, 2024, balance of \$5,096,499.89 in customer deposit accounts satisfies the balance requirements of the District’s reserve policy.

Capacity Charge Account – The District’s reserve policy does not explicitly address or specify any minimum or maximum funding levels for capacity charge accounts. However, based on the reconciliation schedule provided by the District, CLA can confirm that the balance of \$8,200,716.50 presented on the October 2024 Treasurer’s Report for the Capacity Charge Account reconciles with the documentation provided to CLA with no variance.

CIP Account in LAIF for Capital Purposes – On March 20, 2019, the District received a \$3 million dollar settlement as part of a larger association of local water districts and municipalities, from the San Gabriel Valley Water Company, Fontana Union Water Company and the San Gabriel California Corporation. The check was received and deposited into the District’s General Government Checking bank account and the District’s board approved the transfer of the \$3 million dollars in settlement funds to the District’s LAIF account on April 4, 2019. While these settlement funds have been restricted for Capital Improvement Projects, there were no designations or allocations for District funding towards any Capital Improvement Projects at that time. Later the fund has been transferred to the Chandler accounts as the CFO believes the Chandler accounts earn a higher interest rate.

Capital Reserve Funds

Capital Project Account – The capital project account is used for the funding of new capital assets or the rehabilitation, enhancement, or replacement of capital assets when they reach the end of their useful lives. Per the requirements of the District’s reserve policy, “the minimum target level WVWD will strive for is 100% of its then-current year fiscal year from the Capital Improvement Budgets plus 25% of the amount estimated to be needed the following fiscal year, less minimum levels established for the

Emergency Account.” The District currently maintains a balance of \$26,076,833.00 (\$23,644,000.00 for fiscal year 2024-25 and \$2,432,833.00 for fiscal year 2025-26) in its capital project account, meeting the minimum target level required for both fiscal years. CLA was able to confirm that the District is in adherence with the minimum target level requirement as of October 31, 2024 by comparing the board-approved Fiscal Year 2024-25 Capital Improvement Budget which indicates a total CIP for fiscal year 2024-25 of \$23,644,000.00. The reserve policy only requires the district to maintain 25% of the amount estimated to be needed the following fiscal year 2025-26 which amounts to \$2,432,833.00, therefore, the District meets the requirement indicated in its reserve policy.

Emergency Account – The emergency account may be utilized to purchase water at any time or to begin repair of the water system after a catastrophic event. Therefore, a minimum target level equal to 1% of net capital assets of the District’s water system has been established to enable the district to manage emergency situations. Per October 31, 2024, general ledger detail reporting provided by the District’s accounting staff, CLA was able to confirm that the District’s net assets total \$203,032,203.45. As of October 31, 2024, the emergency account represents a balance of \$2,030,322.03 or 1% of total net assets, allowing the District to meet its requirements for the reserve policy.

Liquidity Funds

Rate Stabilization Fund – This fund is established to provide flexibility to the Board when settling rates to allow for absorbing fluctuations in water demand and smoothing out rate increases over time, temporarily defraying any unforeseen decreases in the sale of water. To remain in conjunction with the reserve policy, the District should aim to maintain a minimum level equal to 45 days of the District’s budgeted total operating expenses. Per the FY 2024-25 board-approved budget, the District anticipates operating expense of \$34,233,454.00 for the current fiscal year. The District’s current balance of \$4,220,563.00 in its rate stabilization account achieves the minimum target level for this account as indicated in the reserve policy.

Operating Reserve Account – This fund may be routinely utilized by staff to cover temporary cash flow deficiencies caused by timing differences between revenue and expenses or decreases in revenues and unanticipated increases in expenses. Given the significance of this account, the District strives to maintain a minimum amount equal to 90 days of the District’s budgeted total operating expenses in this account. Per the FY 2024-25 board-approved budget, CLA can confirm the District has an operating expenses budget of \$34,233,454.00. As of October 31, 2024, the operating reserve account maintains a balance of \$8,441,126.00, which satisfies the requirements of the District’s reserve policy.

Self-Insurance Reserve – As indicated in the minutes from the April 5, 2018 board meeting, the District’s board of directors approved \$5,000,000 in funds for employee liability claims and the District is yet to receive quote for an updated self-insurance amount from the Actuary. Based on the conversations with District’s Finance Manager, actuarial study report to determine adequate self-insurance amount has not been received yet.

Balance Available for Daily Operations – This balance represents the District’s total cash balance less any fund requirements. For the month ending October 31, 2024, the District had a total of \$129,064,942.64 in various institutional accounts. The required reserve balances by type total \$58,005,861.52 and are categorized as follows:

West Valley Water District Reserve Memo – October 2024

- Restricted Funds- \$16,297,661.55
- Capital Reserve Funds- \$24,046,510.97
- Liquidity Funds- \$12,661,689.00
- Other Reserves- \$5,000,000.00

Based on the District's Treasurer's Report, which indicates a total cash and investment balance of \$129,064,942.64 and fund requirements of \$58,005,861.52, the fund balance available for daily operations reconciles to the October 2024 Treasurer's report.

CLA reviewed the Treasurer's report for clerical accuracy and recalculated the total Unrestricted Reserves balance and agreed the totals to the October 2024 Treasurer's Report. The Treasurer's Report indicates that West Valley Water District's total cash, investment, and reserve balances as of October 31, 2024, total \$129,064,942.64. In its assessment of the District's accounts, the balances on the Treasurer's Report appear to agree with the supporting documentation provided by the West Valley Water District.

West Valley Water District
Investment Policy Analysis
10/31/2024

U.S. Bank - Chandler Asset Management		
Money Market	1,125,430.01	A
Commercial Paper	-	A
Federal Agency Obligations	11,015,335.90	A
U.S. Government	100,833,421.20	A
Corporate Bonds	9,523,491.40	A
Municipal Bonds	311,409.00	A
Supranational	1,527,175.40	A
Negotiable CD	-	A
Total U.S. Bank - Chandler Asset Management Funds	124,336,262.91	

Checking and Savings		
Bank of Hope	-	B
Chase-1653 (Operating Account)	1,466,384.55	B
Chase-1368	5,000.56	B
Chase-1392	48,636.50	B
Chase-5993 (Rebate Account)	-	B
2016A Bond - Principal & Payment Funds	393.16	B
2016A Bond - Interest Fund	52.00	B
District Cash Drawers	4,300.00	C
Total Checking and Savings	1,524,766.77	

CalTRUST Short Term Fund	-	A
CalTRUST Medium Term Fund	-	A
LAIF	3,203,912.96	A

Total October 31, 2024 District Funds **129,064,942.64**

The balances indicated above are as of October 31, 2024

Balances verified with monthly investment statements provided by client **A**
Balances verified with monthly bank statements provided by client **B**
Balances verified with monthly reconciliations provided by client **C**

The purpose of this report is to calculate the asset class percentage in comparison with the maximum portfolio percentage allowed by the district's investment policy

Based on our review of the asset classes as of 10/31/24, West Valley Water District is in

Security Type	Maximum per Investment Policy	Balance
Commercial Paper	25%	-
Federal Agency Obligations	30%	11,015,335.90
U.S. Government	No Limit	100,833,421.20
Municipal Bonds	20%	311,409.00
LAIF	No Limit	3,203,912.96
CalTRUST	No Limit	-
Negotiable CD	30%	-
Medium Term Notes (Corporate Bonds)	30%	9,523,491.40
Money Market	20%	1,125,430.01
Bank Deposits	No Limit	1,524,766.77
Supranational	30%	1,527,175.40
		129,064,942.64
Funds Excluded from Policy	2016A	-
Total October 31, 2024 District Funds		129,064,942.64

Asset Class	October 2024	
	(% of Total Investments)	Maximum Portfolio (%)
Commercial Paper	0.00%	25%
Federal Agency Obligations	8.53%	30%
U.S. Government	78.13%	No Limit
Municipal Bonds	0.24%	20%
LAIF	2.48%	No Limit
CalTRUST	0.00%	No Limit
Negotiable CD	0.00%	30%
Medium Term Notes (Corporate Bonds)	7.38%	30%
Money Market	0.87%	20%
Bank Deposits	1.18%	No Limit
Supranational	1.18%	30%

West Valley Water District
Bond Analysis
October 31, 2024

Liquidity Fund

Security Description	Market Value	Moody's (NRSRO) Long-Term Rating as of 02/29/2024	Rated A or Equivalent?	Purchase Date	Maturity	Investment Maturity (Years)
U S Treasury Bill - 912797LX3	5,948,640.00	P-1	Yes	10/15/2024	1/9/2025	0.2
U S Treasury Bill - 912797NF0	3,953,120.00	P-1	Yes	10/22/2024	2/4/2025	0.3
U S Treasury Bill - 912797KA4	3,452,295.00	P-1	Yes	9/25/2024	2/20/2025	0.4
U S Treasury Bill - 912797MM6	1,969,500.00	P-1	Yes	10/22/2024	3/6/2025	0.4
U S Treasury Bill - 912797KJ5	3,440,815.00	P-1	Yes	9/25/2024	3/20/2025	0.5
U S Treasury Bill - 912797NB9	5,884,380.00	P-1	Yes	10/15/2024	4/10/2025	0.5
U S Treasury Bill - 912797KS5	1,959,880.00	P-1	Yes	10/22/2024	4/17/2025	0.5
U S Treasury Bill - 912797LC9	23,981,280.00	P-1	Yes	9/4/2024	11/7/2024	0.2
U S Treasury Bill - 912797MC8	4,988,450.00	P-1	Yes	10/22/2024	11/19/2024	0.1
U S Treasury Bill - 912797MA2	5,996,880.00	P-1	Yes	9/12/2024	11/5/2024	0.1
U S Treasury Bill - 912797ME4	9,959,300.00	P-1	Yes	8/15/2024	12/3/2024	0.3
U S Treasury Bill - 912797MN4	9,950,500.00	P-1	Yes	10/15/2024	12/10/2024	0.2
U S Treasury Bill - 912797MP9	4,970,800.00	P-1	Yes	10/22/2024	12/17/2024	0.2
First American Govt Obligation Fund Class Y - 31846V203	5,140.77	Aaa	Yes	various		
Total Liquidity Fund	86,460,980.77					

Money Market Fund

Security Description	Market Value	Moody's (NRSRO) Long-Term Rating as of 02/29/2024	Rated A or Equivalent?	Purchase Date	Maturity	Investment Maturity (Years)
First American Govt Obligation Fund Class Y - 31846V203	1,120,289.24	Aaa	Yes	various		
Total Money Market	1,120,289.24					

Federal Agency Obligations

Security Description	Market Value	Moody's (NRSRO) Long-Term Rating as of 02/29/2024	Rated A or Equivalent?	Purchase Date	Maturity	Investment Maturity (Years)
F H L M C - 3137FLYV0	475,240.00	Aaa	Yes	9/19/2024	4/25/2029	4.5
Federal Farm Credit Bks - 3133ERSP7	726,840.00	Aaa	Yes	11/16/2022	11/18/2027	4.9
Federal Home Loan Mortgage Company - 3137EAEP0	282,617.40	Aaa	Yes	2/13/2020	2/12/2025	4.9
F N M A Deb - 3135G03U5	166,958.70	Aaa	Yes	4/22/2020	4/22/2025	4.9
F N M A - 3135G04Z3	278,165.70	Aaa	Yes	6/17/2020	6/17/2025	4.9
F H L M C - 3137EAEU9	340,193.00	Aaa	Yes	7/21/2020	7/21/2025	4.9
F N M A - 3135G05X7	493,787.10	Aaa	Yes	10/6/2020	8/25/2025	4.8
Federal Home Loan Bks - 3130AJXA2	289,989.00	Aaa	Yes	10/7/2020	9/12/2025	4.9
FHLMC MTN - 3137EAEX3	212,421.00	Aaa	Yes	9/23/2020	9/23/2025	4.9
F N M A - 3135G06G3	481,315.00	Aaa	Yes	11/1/2020	11/7/2025	4.9
Federal Home Loan Bks - 3130AKFA9	478,750.00	Aaa	Yes	12/16/2020	12/12/2025	4.9
Federal Home Loan Bks - 3130ATU54	501,445.00	Aaa	Yes	1/31/2023	12/10/2027	4.8
FHLMC Multiclass Mtg Partn - 3137FG6X8	488,875.00	Aaa	Yes	1/23/2024	5/25/2028	4.3
Federal Home Loans Bks - 3130AWMN7	502,905.00	Aaa	Yes	7/26/2023	6/9/2028	4.8
Federal Home Loans Bks - 3130AWN63	497,860.00	Aaa	Yes	8/16/2023	6/30/2028	4.8
Federal Home Loans Bks - 3130AWTR1	755,280.00	Aaa	Yes	9/7/2023	9/8/2028	4.9
Federal Farm Credit Bks - 3133EPC45	508,110.00	Aaa	Yes	11/27/2023	11/13/2028	4.9
Federal Home Loans Bks - 3130AXQK7	510,885.00	Aaa	Yes	12/7/2023	12/8/2028	4.9
Federal Farm Credit Bks - 3133EPN50	751,065.00	Aaa	Yes	1/3/2024	12/15/2028	4.9
F H L M C Multiclass Mtg Partn - 3137FKUP9	291,519.00	Aaa	Yes	1/3/2024	12/25/2028	4.9
Federal Farm Credit Bks - 3133EPW84	740,377.50	Aaa	Yes	2/5/2024	1/18/2029	4.9
F H L M C Multiclass Mtg Partn - 3137FKZ22	484,025.00	Aaa	Yes	1/18/2024	1/25/2029	5.0
Federal Home Loan Bks - 3130AVBD3	756,712.50	Aaa	Yes	4/25/2024	3/9/2029	4.8
Total Federal Agency Obligations	11,015,335.90					

Negotiable Certificate of Deposit

Security Description	Market Value	Moody's (NRSRO) Long-Term Rating as of 02/29/2024	Rated A or Equivalent?	Purchase Date	Maturity	Investment Maturity (Years)
Total Negotiable Certificates of Deposit	-					

Commercial Paper						
Security Description	Market Value	Moody's (NRSRO) Long-Term Rating as of 02/29/2024	Rated A or Equivalent?	Purchase Date	Maturity	Investment Maturity (Years)
Total Commercial Paper						

Municipal Bonds						
Security Description	Market Value	Moody's (NRSRO) Long-Term Rating as of 02/29/2024	Rated A or Equivalent?	Purchase Date	Maturity	Investment Maturity (Years)
California ST Taxable Vr Purp Go - 13063D7D4	311,409.00	Aa2	Yes	10/4/2023	10/1/2028	4.9
Total Municipal Bonds	311,409.00					

Supranational						
Security Description	Market Value	Moody's (NRSRO) Long-Term Rating as of 02/29/2024	Rated A or Equivalent?	Inception Date	Maturity	Investment Maturity (Years)
International Bank - 459058LN1	325,439.40	Aaa	Yes	10/8/2024	10/16/2029	5.0
International Bank M T N - 459058JL8	192,414.00	Aaa	Yes	10/22/2020	10/28/2025	4.9
Inter American Devel Bk - 4581X0DV7	475,660.00	Aaa	Yes	4/13/2021	4/20/2026	5.0
International Bank M T N - 459058KT9	293,097.00	Aaa	Yes	7/18/2023	7/12/2028	4.9
Inter American Devel Bk - 4581X0DC9	240,565.00	Aaa	Yes	12/8/2023	9/18/2028	4.7
Total Supranational	1,527,175.40					

U.S. Corporate						
Security Description	Market Value	Moody's (NRSRO) Long-Term Rating as of 02/29/2024	Rated A or Equivalent?	Inception Date	Maturity	Investment Maturity (Years)
Caterpillar Fini Service - 14913RUAJ9	455,737.50	A2	Yes	3/18/2024	2/27/2029	4.9
Cisco Sys Inc - 17275RBR2	404,968.00	A1	Yes	3/13/2024	2/26/2029	4.9
Eli Lilly Co - 532457CQ9	197,682.00	A1	Yes	8/27/2024	8/14/2029	4.9
Paccar Financial Corp - 69371RR73	233,122.35	A1	Yes	3/31/2022	4/7/2025	3.0
Pfizer Inc Sr Glbl Nto - 717081EX7	122,331.25	A2	Yes	6/3/2020	5/28/2025	4.9
State Str Corp - 857477BR3	79,239.20	A1	Yes	2/27/2022	2/6/2026	3.9
Apple Inc. - 037833EB2	167,095.25	Aaa	Yes	2/5/2021	2/8/2026	4.9
Unitedhealth Group Inc. - 91324PEC2	57,055.80	A2	Yes	6/16/2021	5/15/2026	4.8
Walmart Inc - 931142ERO	56,561.40	Aa2	Yes	9/8/2021	9/17/2026	5.0
Honeywell International - 438516BL9	289,452.00	A2	Yes	12/13/2022	11/1/2026	3.8
Duke Energy Carolinas - 26442CAS3	291,090.00	Aa3	Yes	10/28/2022	12/1/2026	4.0
Target Corp - 87612EBM7	133,012.60	A2	Yes	1/19/2022	1/15/2027	4.9
Procter Gamble Co The - 742718FV6	285,039.00	Aa3	Yes	2/1/2022	2/1/2027	4.9
Charles Schwab Corp - 808513BY0	90,455.20	A2	Yes	3/1/2022	3/3/2027	4.9
Berkshire Hathaway Fin - 084664CZ2	268,044.00	Aa2	Yes	3/7/2022	3/15/2027	5.0
Blackrock Inc - 09247XAN1	243,572.50	Aa3	Yes	4/27/2022	3/15/2027	4.8
Northern Tr Corp Sr Nt - 665859AW4	297,246.00	A2	Yes	5/5/2022	5/10/2027	4.9
Unitedhealth Group Inc - 91324PEG3	299,714.35	A2	Yes	5/17/2022	5/15/2027	4.9
Walmart Inc - 931142EX7	247,952.50	Aa2	Yes	9/12/2022	9/9/2027	4.9
Apple Inc - 037833DK3	240,907.50	Aaa	Yes	2/1/2023	11/13/2027	4.7
Toyota Mtr Cr Corp - 89236TKQ7	356,128.90	A1	Yes	1/9/2023	1/12/2028	4.9
Mastercard Incorporated - 57636QAW4	405,816.00	Aa3	Yes	3/9/2023	3/9/2028	4.9
Public Service Electric - 74456QBU9	339,769.50	A1	Yes	6/22/2023	5/1/2028	4.8
Florida Pwr Lt Co - 341081GN1	348,152.00	Aa2	Yes	6/22/2023	5/15/2028	4.8
Merck Co Inc - 58933YBH7	396,788.00	A1	Yes	5/17/2023	5/17/2028	4.9
Prologis L P - 74340XCG4	252,477.50	A3	Yes	6/27/2023	6/15/2028	4.9
National Rural Util Coop - 63743HFN7	251,715.00	A2	Yes	2/5/2024	2/7/2029	4.9
Air Products and Chemicals Inc - 009158BH8	400,756.00	A2	Yes	5/17/2024	2/8/2029	4.7
Eli Lilly Co - 532457CK2	265,188.15	A1	Yes	2/7/2024	2/9/2029	4.9
John Deere Capital Corporation - 24422EXT1	423,952.20	A1	Yes	6/11/2024	6/11/2029	4.9
Home Depot Inc - 437076DC3	402,892.00	A2	Yes	6/25/2024	6/25/2029	4.9
Pepsico Inc Sr Nt - 713448FX1	326,147.25	A1	Yes	7/15/2024	7/17/2029	4.9
Toronto Dominion Bank - 89115A2Y7	402,268.00	A1	Yes	4/10/2024	4/5/2029	4.9
Bank of Montreal - 06367WB85	246,345.00	A2	Yes	8/6/2021	5/1/2025	3.7
Royal Bank of Canada - 78015K7H1	244,817.50	A1	Yes	5/20/2021	6/10/2025	4.0
Total U.S. Corporate	9,523,491.40					

U.S. Government

Security Description	Market Value	Moody's (NRSRO) Long-Term Rating as of 02/29/2024	Rated A or Equivalent?	Inception Date	Maturity	Investment Maturity (Years)
U. S. Treasury Note - 91282CLC3	695,296.00	Aaa	Yes	7/30/2024	7/31/2029	4.9
U.S. Treasury Note - 912828YV6	249,370.00	Aaa	Yes	12/11/2019	11/30/2024	4.9
U.S. Treasury Note - 912828Z52	496,065.00	Aaa	Yes	5/9/2021	1/31/2025	3.7
U.S. Treasury Note- 912828ZF0	491,990.00	Aaa	Yes	2/24/2021	3/31/2025	4.0
U.S. Treasury Note - 912828ZL7	490,085.00	Aaa	Yes	1/13/2021	4/30/2025	4.2
U.S. Treasury Note - 912828ZT0	488,030.00	Aaa	Yes	12/16/2020	5/31/2025	4.4
U.S. Treasury Note - 91282CAB7	484,945.00	Aaa	Yes	12/16/2020	7/31/2025	4.6
U.S. Treasury Note - 91282CAJ0	483,205.00	Aaa	Yes	12/1/2020	8/31/2025	4.7
U.S. Treasury Note - 91282CAT8	480,270.00	Aaa	Yes	12/1/2020	10/31/2025	4.8
U.S. Treasury Note - 91282CBC4	478,010.00	Aaa	Yes	1/8/2021	12/31/2025	4.9
U.S. Treasury Note - 91282CBH3	476,600.00	Aaa	Yes	2/16/2021	1/31/2026	4.9
U.S. Treasury Note - 91282CBQ3	475,840.00	Aaa	Yes	3/4/2021	2/28/2026	4.9
U.S. Treasury Note - 91282CCF6	236,865.00	Aaa	Yes	6/28/2021	5/31/2026	4.9
U.S. Treasury Note- 91282CCP4	470,215.00	Aaa	Yes	9/17/2021	7/31/2026	4.8
U.S. Treasury Note - 91282CCW9	470,000.00	Aaa	Yes	11/29/2021	8/31/2026	4.7
U.S. Treasury Note- 91282CCZ2	470,020.00	Aaa	Yes	12/15/2021	9/30/2026	4.7
U S Treasury Note - 91282CDK4	471,310.00	Aaa	Yes	10/20/2022	11/30/2026	4.1
U S Treasury Note - 91282CEF4	481,620.00	Aaa	Yes	11/2/2022	3/31/2027	4.4
U.S. Treasury Note - 91282CEN7	483,750.00	Aaa	Yes	6/6/2022	4/30/2027	4.8
U S Treasury Note - 91282CET4	433,512.00	Aaa	Yes	7/8/2022	5/31/2027	4.8
U S Treasury Note - 91282CEW7	489,045.00	Aaa	Yes	10/20/2022	6/30/2027	4.6
U S Treasury Note - 91282CFH9	238,473.20	Aaa	Yes	10/6/2022	8/31/2027	4.8
U S Treasury Note - 91282CFM8	500,080.00	Aaa	Yes	10/24/2022	9/30/2027	4.9
U S Treasury Note - 91282CFU0	499,960.00	Aaa	Yes	11/18/2022	10/31/2027	4.9
U S Treasury Note - 9128283F5	473,225.00	Aaa	Yes	11/28/2022	11/15/2027	4.9
U S Treasury Note - 91282CGC9	595,404.00	Aaa	Yes	1/26/2023	12/31/2027	4.9
U S Treasury Note - 91282CHX2	604,386.00	Aaa	Yes	9/27/2023	8/31/2028	4.9
U S Treasury Note - 91282CDF5	449,100.00	Aaa	Yes	1/30/2024	10/31/2028	4.7
U S Treasury Note - 91282CFL0	740,130.00	Aaa	Yes	10/22/2024	9/30/2029	4.9
U S Treasury Note - 9128285M8	480,780.00	Aaa	Yes	1/19/2024	11/15/2028	4.8
Total U.S. Government	14,377,581.20					

US Bank - Chandler Asset Mgmt

October 2024 Bond Total per Treasurer's Report	37,875,282.14
Total Per October 2024 Chandler Statement	37,875,282.14
Variance	-

US Bank - Chandler Liquidity Fund

October 2024 Bond Total per Treasurer's Report	86,460,980.77
Total Per October 2024 Chandler Statement	86,460,980.77
Variance	-



STAFF REPORT

DATE: November 27, 2024
TO: Finance Committee
FROM: William Fox, Chief Financial Officer
SUBJECT: Monthly Revenue and Expenditures Report - October 2024

MEETING HISTORY:

N/A

BACKGROUND:

The Board of Directors requested the Monthly Financial Status Reports to be presented to the Finance Committee for review and discussion before presenting them to the Board of Directors. The reports are being produced by the District's Financial System (System of Records) and will be presented on a monthly basis.

DISCUSSION:

The Monthly Financial Status Report (**Exhibit A**) summarizes the District's revenue categories as well as expenditures for all Departments. The original total budget includes the adopted budget. The current total budget includes the adopted budget plus any budget amendments or adjustments made during the year. Period activity column represents activity for the reporting periods. The fiscal activity column represents the year-to-date activity or transactions that have been recorded in the general ledger from the beginning of the fiscal year July 1 through June 30th. The encumbrance column represents funds encumbered with a purchase order that's not spent but committed. The percentage column represents the percentage of the current budget that has been received (Revenue) or utilized (Expenditure).

A revenue trending analysis was performed on water consumption sales and service charges (**Exhibit B**). This forecast was based upon four months of recorded activity and eight months of the approved budget for the period ending June 30, 2025. This was then compared to recorded results from the prior two fiscal years ending June 30, 2023 and June 30, 2024. The results show that water consumption sales and service charges are forecasted to be higher at year end June 30, 2025 when compared to the prior two years. This analysis will be updated monthly to help gauge activity. While forecasting is a useful management tool, it should be recognized the level of reliance doesn't factor into such things as a wet season, economic downturns, and changing consumer habits. The results of the analysis are provided on the next page.

Fiscal Year Ending	Water Sales	Service Charges	Total Sales
June 30, 2023	17,828,456	7,803,602	\$25,632,058
June 30, 2024	17,747,598	8,746,460	\$26,494,058
June 30, 2025 (forecast)	20,649,942	9,169,206	\$29,819,148

FISCAL IMPACT:

There is no fiscal impact for producing the October 2024 Monthly Revenue & Expenditure Report.

STAFF RECOMMENDATION:

Staff recommends that the Committee forward a recommendation to the Board of Directors to approve the October 2024 Monthly Revenue & Expenditure Report.

Attachments

[Exhibit A - 2024 October Monthly Rev Exp Report.pdf](#)

[Exhibit B - Revenue Trending OCT 2024.pdf](#)

EXHIBIT A



Budget Report Group Summary

For Fiscal: 2024-2025 Period Ending: 10/31/2024

Departmen...	Original Total Budget	Current Total Budget	Period Activity	Fiscal Activity	Variance Favorable (Unfavorable)	Percent Used
Revenue						
4000 - Water consumption sales	19,360,000.00	19,360,000.00	2,224,916.47	9,613,650.60	-9,746,349.40	49.66 %
4010 - Water service charges	8,890,000.00	8,890,000.00	1,002,044.82	3,158,554.56	-5,731,445.44	35.53 %
4020 - Other operating revenue	4,806,616.00	4,806,616.00	803,915.32	1,573,728.91	-3,232,887.09	32.74 %
4030 - Property Taxes	3,677,030.00	3,677,030.00	0.36	0.36	-3,677,029.64	0.00 %
4040 - Interest & Investment Earnings	4,000,000.00	4,200,000.00	0.00	1,381,020.22	-2,818,979.78	32.88 %
4050 - Rental Revenue	41,000.00	41,000.00	3,378.84	13,515.36	-27,484.64	32.96 %
4060 - Grants and Reimbursements	1,554,757.00	1,554,757.00	0.00	69,007.71	-1,485,749.29	4.44 %
4080 - Other Non-Operating Revenue	32,000.00	32,000.00	1,012.13	3,018.34	-28,981.66	9.43 %
Revenue Total:	42,361,403.00	42,561,403.00	4,035,267.94	15,812,496.06	-26,748,906.94	37.15 %

Budget Report

For Fiscal: 2024-2025 Period Ending: 10/31/2024

Departmen...	Original Total Budget	Current Total Budget	Period Activity	Fiscal Activity	Variance Favorable (Unfavorable)	Percent Used
Expense						
5110 - Source Of Supply	2,310,700.00	2,310,700.00	271,950.33	326,126.91	1,984,573.09	14.11 %
5210 - Production	5,177,350.00	5,177,350.00	398,464.38	1,295,858.50	3,881,491.50	25.03 %
5310 - Water Quality	855,225.00	855,225.00	80,500.66	237,766.58	617,458.42	27.80 %
5320 - Water Treatment - Perchlorate	685,000.00	685,000.00	34,688.00	148,943.06	536,056.94	21.74 %
5350 - Water Treatment - FBR/FXB	2,389,005.00	2,365,005.00	180,051.87	590,464.82	1,774,540.18	24.97 %
5390 - Water Treatment - Roemer/Arsenic	2,348,920.00	2,348,920.00	329,512.00	788,845.13	1,560,074.87	33.58 %
5410 - Maintenance - T & D	3,303,500.00	3,303,500.00	248,781.74	739,857.69	2,563,642.31	22.40 %
5510 - Customer Service	1,083,500.00	1,083,500.00	146,178.45	388,056.09	695,443.91	35.82 %
5520 - Meter Reading	1,094,100.00	1,108,500.00	138,850.97	306,444.15	802,055.85	27.64 %
5530 - Billing	614,800.00	614,800.00	61,320.22	184,019.34	430,780.66	29.93 %
5610 - Administration	2,337,295.00	2,337,295.00	230,317.54	698,893.45	1,638,401.55	29.90 %
5615 - General Operations	3,087,098.00	3,111,098.00	144,224.64	1,161,964.31	1,949,133.69	37.35 %
5620 - Accounting	928,430.00	928,430.00	92,415.60	294,138.46	634,291.54	31.68 %
5630 - Engineering	2,173,300.00	2,173,300.00	211,749.39	632,561.02	1,540,738.98	29.11 %
5640 - Business Systems	1,662,116.00	1,662,116.00	207,718.86	529,617.51	1,132,498.49	31.86 %
5645 - GIS	310,200.00	310,200.00	20,725.30	61,589.91	248,610.09	19.85 %
5650 - Board Of Directors	339,500.00	339,500.00	25,150.19	74,847.24	264,652.76	22.05 %
5660 - Human Resources/Risk Management	949,730.00	949,730.00	83,422.74	243,762.49	705,967.51	25.67 %
5680 - Purchasing	734,300.00	734,300.00	81,226.89	215,063.86	519,236.14	29.29 %
5710 - Public Affairs	1,520,985.00	1,520,985.00	147,149.27	340,216.27	1,180,768.73	22.37 %
5720 - Grants & Rebates	325,000.00	325,000.00	0.00	7,310.00	317,690.00	2.25 %
6200 - Interest Expense	912,000.00	912,000.00	0.00	165,781.23	746,218.77	18.18 %
6300 - Debt Administration Service	6,615.00	6,615.00	0.00	0.00	6,615.00	0.00 %
Expense Total:	35,148,669.00	35,163,069.00	3,134,399.04	9,432,128.02	25,730,940.98	26.82 %
Report Surplus (Deficit):	7,212,734.00	7,398,334.00	900,868.90	6,380,368.04	-1,017,965.96	86.24 %

Fund Summary

Fund	Original Total Budget	Current Total Budget	Period Activity	Fiscal Activity	Variance Favorable (Unfavorable)
100 - Water Operations Fund	7,212,734.00	7,398,334.00	900,868.90	6,380,368.04	-1,017,965.96
Report Surplus (Deficit):	7,212,734.00	7,398,334.00	900,868.90	6,380,368.04	-1,017,965.96

Exhibit B

Revenue Trending Comparison - Water Consumption Sales and Service Charges

Account Number	Account Name	Period Month	1 Jul	2 Aug	3 Sep	4 Oct	YTD Total October	8 Months Actuals/Budget	Annual Totals
			FY 2023				Actuals		Actuals
100-4000-400-4001	Water Domestic / Tier 1		448,615.68	535,527.73	366,557.30	442,996.12	1,793,696.83	3,436,418.88	5,042,702.30
100-4000-400-4002	Water Domestic / Tier 2		714,518.80	827,528.32	658,730.02	629,355.86	2,830,133.00	4,785,159.76	5,645,375.78
100-4000-400-4003	Water Domestic / Tier 3		541,864.62	764,418.30	708,349.40	601,086.61	2,615,718.93	4,135,727.04	5,373,935.39
100-4000-400-4005	Revenue / Water Domestic		-	-	-	-	-	-	448,792.02
100-4000-400-4006	Revenue / Water-Pressure Irr		2,187.08	2,647.18	3,147.94	2,001.97	9,984.17	22,042.48	11,533.53
100-4000-400-4007	Revenue / Water-Hydrant		63,155.73	61,050.79	53,915.99	50,989.98	229,112.49	273,015.36	377,356.49
100-4000-400-4008	Revenue / Water-Unauth Use Fir Ser		9,116.00	11,591.00	9,469.50	8,319.50	38,496.00	150,838.96	164,207.49
100-4000-400-4009	Revenue / Wholesale Water Sales		4,753.44	-	32,658.00	16,650.00	54,061.44	149,940.00	238,552.87
100-4010-401-4050	Revenue / Domestic Mo Ser Chg		644,749.28	789,938.05	503,039.68	647,419.69	2,585,146.70	5,199,788.56	7,828,150.35
100-4010-401-4051	Revenue / Fire Service Mo Ser Chg		30,623.97	32,075.68	29,409.76	30,921.90	123,031.31	230,295.12	377,636.92
100-4010-401-4052	Revenue / Hydrants Mo Ser Chg		5,692.49	5,977.64	5,989.56	6,213.01	23,872.70	12,661.60	95,176.79
100-4020-405-4054	Revenue / Backflowdevice Mo Ser Chg		3,987.75	4,373.89	3,620.16	3,991.63	15,973.43	31,567.36	48,638.30
	Grand Total		2,469,264.84	3,035,128.58	2,374,887.31	2,439,946.27	10,319,227.00	18,427,455.12	25,652,058.23
			FY 2024				Actuals		Actuals
100-4000-400-4001	Water Domestic / Tier 1		452,685.25	589,885.96	317,003.58	486,206.09	1,845,780.88	3,386,140.96	5,171,970.22
100-4000-400-4002	Water Domestic / Tier 2		677,247.28	864,208.76	519,034.10	647,795.66	2,708,285.80	4,677,366.96	5,752,165.56
100-4000-400-4003	Water Domestic / Tier 3		582,596.66	743,451.48	609,848.96	595,217.87	2,531,114.97	4,419,730.72	5,585,872.22
100-4000-400-4005	Revenue / Water Domestic		77,036.55	82,561.15	53,299.46	63,165.18	276,062.34	-	419,568.88
100-4000-400-4007	Revenue / Water-Hydrant		20,962.20	13,578.20	25,262.28	55,975.56	115,778.24	320,419.76	366,178.28
100-4000-400-4008	Revenue / Water-Unauth Use Fir Ser		13,874.50	38,450.00	14,338.50	21,930.00	88,593.00	95,031.28	258,836.00
100-4000-400-4009	Revenue / Wholesale Water Sales		28,716.24	33,508.25	45,133.59	20,949.03	128,307.11	205,251.20	193,006.81
100-4010-401-4050	Revenue / Domestic Mo Ser Chg		661,232.28	898,529.89	438,526.15	731,664.01	2,729,952.33	5,357,400.16	8,207,237.76
100-4010-401-4051	Revenue / Fire Service Mo Ser Chg		33,034.09	35,318.49	30,598.67	33,497.87	132,449.12	227,882.80	397,144.37
100-4010-401-4052	Revenue / Hydrants Mo Ser Chg		7,945.04	9,592.84	9,030.91	7,670.92	34,239.71	49,980.00	87,210.85
100-4020-405-4054	Revenue / Backflowdevice Mo Ser Chg		4,145.51	4,681.91	3,675.44	4,295.59	16,798.45	31,987.20	54,867.05
	Grand Total		2,559,475.60	3,313,766.93	2,065,751.64	2,668,367.78	10,607,361.95	18,771,191.04	26,494,058.00
			FY 2025				Budget		Forecast
100-4000-400-4001	Water Domestic / Tier 1		466,328.94	432,443.25	467,489.64	606,084.84	1,972,346.67	3,548,580.00	5,520,926.67
100-4000-400-4002	Water Domestic / Tier 2		767,742.92	787,552.86	758,674.04	796,758.46	3,110,728.28	4,285,440.00	7,396,168.28
100-4000-400-4003	Water Domestic / Tier 3		706,186.25	782,075.42	690,414.33	728,349.96	2,907,025.96	3,883,680.00	6,790,705.96
100-4000-400-4005	Revenue / Water Domestic		-	-	-	-	-	30,132.00	30,132.00
100-4000-400-4007	Revenue / Water-Hydrant		43,260.72	52,773.38	46,199.12	29,858.36	172,091.58	254,448.00	426,539.58
100-4000-400-4008	Revenue / Water-Unauth Use Fir Ser		20,702.50	25,843.50	23,939.50	40,584.00	111,069.50	167,400.00	278,469.50
100-4000-400-4009	Revenue / Wholesale Water Sales		25,360.87	27,874.65	23,497.24	23,130.85	99,863.61	107,136.00	206,999.61
100-4010-401-4050	Revenue / Domestic Mo Ser Chg		697,895.58	640,962.89	700,873.84	959,081.66	2,998,813.97	5,624,640.00	8,623,453.97
100-4010-401-4051	Revenue / Fire Service Mo Ser Chg		33,391.77	32,684.90	33,163.40	35,549.67	134,789.74	267,840.00	402,629.74
100-4010-401-4052	Revenue / Hydrants Mo Ser Chg		5,894.66	5,649.94	5,992.76	7,413.49	24,950.85	60,264.00	85,214.85
100-4020-405-4054	Revenue / Backflowdevice Mo Ser Chg		5,295.48	5,195.19	5,305.59	5,952.76	21,749.02	36,158.40	57,907.42
	Grand Total		2,772,059.69	2,793,055.98	2,755,549.46	3,232,764.05	11,553,429.18	18,265,718.40	29,819,147.58



STAFF REPORT

DATE: November 27, 2024
TO: Finance Committee
FROM: Al Robles, Purchasing Supervisor
SUBJECT: Second Amendment of Cell Tower Lease Agreement at Zone 6 Reservoir Complex

BACKGROUND:

The West Valley Water District ("District") entered into an original agreement with Cox Communications in 1997 for the right to use a portion of the District's premises at Zone 6 Reservoir Complex to construct a cell tower for providing communication services, including transmission and reception of radio communication signals. A First Amendment to the original agreement was executed in 2012 and extended the agreement until 2048. The current monthly payment the District receives for this agreement is \$1,365.49. Cox Communications went through a buyout with STC One. STC One subsequently entered into an agreement with Crown Castle to manage the Cell Tower Lease on behalf of STC One. The District worked directly with Crown Castle to develop the agreement terms of the second amendment.

DISCUSSION:

Crown Castle reached out to the District about the possibility of expanding the existing leased premises by an additional 73 square feet for additional monetary compensation. Crown Castle prepared the Second Amendment of the Cell Tower Lease Agreement as shown in **Exhibit A**. The District reviewed the proposed expansion area and it was discussed with the Engineering Department to ensure it would not impede any future projects. After the Engineering Department reviewed and approved Crown Castle's proposed expansion area, the Finance Department negotiated the signing bonus, monthly rents, and annual increases that would be paid to the District as part of this expansion. A summary of the deal points for the Second Amendment are as follows:

1. \$5,000 signing bonus
2. Increased Land Rent payment of \$250 per month upon commencement of construction
3. New DISH Rent payment of \$250 per month upon commencement of construction
4. Annual escalations at 3% commencing July 1, 2025
5. Adding 73 Sq. Ft. for DISH ground equipment
6. District has one-time right to relocate cell tower site within the property

FISCAL IMPACT:

The District would receive a \$5,000 signing bonus and an additional \$500 of monthly rent for a total monthly rent payment of \$1,865.49. This amount would increase annually by 3% starting on July 1, 2025.

STAFF RECOMMENDATION:

Staff recommends that the Committee forward a recommendation to the Board of Directors to authorize the General Manager to execute all necessary documents.

Attachments

[Exhibit A - Second Amendment to Cell Tower Lease at Zone 6 Reservoir Complex.pdf](#)

**SECOND AMENDMENT TO
COMMUNICATIONS SITE GROUND LEASE AGREEMENT**

THIS SECOND AMENDMENT TO COMMUNICATIONS SITE GROUND LEASE AGREEMENT (this “Second Amendment”) is dated and made effective as of the date of the last party to sign (“Effective Date”), by and between WEST VALLEY WATER DISTRICT, a public agency of the State of California, fka WEST SAN BERNARDINO COUNTY WATER DISTRICT (“Lessor”), with a mailing address of 855 West Baseline, Rialto, California 92377, and STC ONE LLC, a Delaware limited liability company, registered in California as TOWER COMPANY ONE LLC, by and through GLOBAL SIGNAL ACQUISITIONS II LLC, a Delaware limited liability company, its attorney in fact (“Lessee”), with a mailing address of 2000 Corporate Drive, Canonsburg, Pennsylvania 15317.

RECITALS

WHEREAS, Lessor and Cox Communications PCS, L.P., a Delaware limited partnership (“Original Lessee”) entered into a Communications Site Ground Lease Agreement dated October 21, 1997 (the “Original Lease”), a memorandum of which was recorded in the official records of San Bernardino County, California (the “Official Records”) on February 12, 1998 at Document No. 19980051010, whereby Original Lessee leased certain real property, together with access and utility easements, located in San Bernardino County, California from Lessor, as described and depicted in Attachment 2-A attached hereto (the “Premises”), all located within certain real property owned by Lessor (“Lessor’s Property”); and

WHEREAS, the Original Lease was amended by that certain First Amendment to Communications Site Ground Lease Agreement dated December 10, 2012 (the “First Amendment”), memoranda of which was recorded in the Official Records on March 26, 2015 at Document No. 2015-0116950 and on May 26, 2015 at Document No. 2015-0214661 (hereinafter the Original Lease and all subsequent amendments are collectively referred to as the “Lease”); and

WHEREAS, STC One LLC, registered in California as Tower Company One LLC, is currently the lessee under the Lease as ultimate successor in interest to Original Lessee; and

WHEREAS, the Premises may be used for the purpose of constructing, maintaining and operating a communications facility, including tower structures, equipment shelters, cabinets, meter boards, utilities, antennas, equipment, any related improvements and structures and uses incidental thereto; and

WHEREAS, the Lease had an initial term that commenced on May 1, 1998 and expired on April 30, 2008. The Lease provides for eight (8) extensions of five (5) years each (each a “Renewal Term”), the first four (4) of which were exercised by Lessee. According to the Lease, the final Renewal Term expires on April 30, 2048; and

WHEREAS, Lessor and Lessee desire to amend the Lease on the terms and conditions contained herein.

NOW THEREFORE, for good and valuable consideration, the receipt and sufficiency of which are acknowledged, Lessor and Lessee agree as follows:

1. Recitals; Defined Terms. The parties acknowledge the accuracy of the foregoing recitals. Any capitalized terms not defined herein shall have the meanings ascribed to them in the Lease.

2. Conditional Signing Bonus. Lessee will pay Lessor a one-time amount of Five Thousand and 00/100 Dollars (\$5,000.00) for the full execution of this Second Amendment (and any applicable memorandum of amendment) (the "Conditional Signing Bonus"). Lessee will pay the Conditional Signing Bonus to Lessor within sixty (60) days of the full execution of this Second Amendment (and any applicable memorandum of amendment). In the event that this Second Amendment (and any applicable memorandum of amendment) is not fully executed by both Lessor and Lessee for any reason, Lessee shall have no obligation to pay the Conditional Signing Bonus to Lessor.

3. Annual Rent Escalations. Commencing on July 1, 2025 and on the anniversary of that date each year thereafter (the "Adjustment Date"), the Annual Rent shall increase by three percent (3%) of the Annual Rent in effect for the immediately preceding year. Such Annual Rent escalations shall replace any Annual Rent escalations currently in the Lease scheduled to occur on or after July 1, 2025.

4. First Additional Premises.

a) First Additional Premises. The existing Premises is hereby expanded in size to include additional space, which consists of seventy-three and seven tenths (73.7) square feet of real property at a location more particularly depicted in Attachment 2-A attached hereto (the "First Additional Premises"). All references to the Premises in the Lease shall be deemed to include the existing Premises and the First Additional Premises. Notwithstanding anything to the contrary in this Second Amendment, Lessee is not relinquishing any rights to any lease area, access easements, and/or utility easements that it possesses prior to the date of this Second Amendment. In the event the location of any of Lessee's or its sublessees' existing improvements, utilities, and/or access routes are not depicted or described in Attachment 2-A, Lessee's leasehold rights and access and utility easement rights over such areas shall remain in full force and effect and the Premises shall be deemed to include such areas.

b) First Additional Rent. In consideration of the First Additional Premises, Lessee shall pay to Lessor Two Hundred Fifty 00/100 Dollars (\$250.00) per month (the "First Additional Rent"), beginning upon commencement of installation of improvements within the First Additional Premises and continuing thereafter until the earlier of (i) the expiration of the Lease Term, or (ii) the "Return of the First Additional Premises" as set forth below. The monthly First Additional Rent shall be due and payable concurrently with and shall escalate upon the same terms and at the same time as the Annual Rent for so long as such First Additional Rent is payable to Lessor as set forth herein.

c) Right to Return the First Additional Premises. Lessee shall have the option, upon thirty (30) days' prior written notice to Lessor, in its sole and absolute discretion, to return the First Additional Premises to Lessor and to terminate the lease of the same by removing all improvements from the First Additional Lease Area and returning same to its condition as of the Effective Date, ordinary wear and tear excepted (the "Return of the First Additional Premises").

Effective upon removal of all improvements from the First Additional Premises, the First Additional Rent shall cease and will no longer be due or payable.

5. DISH Rent. In lieu of Additional Rent payable under Section 3 of the First Amendment, Lessee agrees to pay to Lessee Two Hundred Fifty and 00/100 Dollars (\$250.00) per month (the "DISH Rent"), beginning upon commencement of installation of improvements at the Premises by DISH Wireless L.L.C. or its affiliate (the "DISH Subtenant"), and each subsequent payment shall be due on the first day of each month thereafter until the earlier of (i) the expiration of the Lease Term, or (ii) the expiration or termination of the DISH Subtenant sublease or license. The DISH Rent shall be due and payable concurrently with and shall escalate upon the same terms and at the same time as the Annual Rent for so long as such DISH Rent is payable to Lessor as set forth herein. If the DISH Subtenant's sublease or license expires or terminates for any reason, Lessee shall no longer be obligated to pay the DISH Rent for the DISH Subtenant.

6. Lessee's Use. Lessee shall at all times comply with all applicable laws, codes, rules and regulations relating to Lessee's use of the Premises and Lessee's use of the Premises will not materially and adversely interfere with Lessor's operations on Lessor's Property. Lessee shall repair any damage to Lessor's Property caused by Lessee, its employees, agents, contractors, subcontractors or invitees.

7. Relocation.

a) Lessor will have the one-time right to require Lessee to relocate its communications facility, to an alternate ground location on Lessor's Property. Such relocation will (i) be performed exclusively by Lessee or its agents, (ii) not result in any interruption of the communications service provided by Lessee on Lessor's Property including but not limited to Lessee's right to maintain the rights to the existing communications facility until such time that all existing tenants or subtenants are successfully moved to the relocation site, (iii) not impair, put the Premises at risk, or in any manner alter, the quality of communications service provided by Lessee on and from Lessor's Property, (iv) can only be exercised in the event Lessor redevelops Lessor's Property, and the location of the existing facility is not compatible with the planned development, and (v) be done in accordance with the terms and conditions contained in subsections (b), (c) and (d) below. Upon relocation of the communications facility of Lessee, the access and utility easement(s) of Lessee will be relocated as required to operate and maintain the communications facility.

b) The cost of the relocation shall be paid solely by Lessor. Following receipt of the Notice (defined below), but prior to commencing any actual relocation activities, Lessee shall prepare and provide a construction estimate to Lessor with a specific Schedule of Values (SOV) for Lessor's review and approval. The SOV will be an estimate only, and is intended to provide Lessor with the anticipated costs of the relocation. The SOV may be updated in Lessee's discretion prior to and during the construction process to reflect the actual costs incurred.

c) Lessor will exercise its relocation right under subsection (a), above, by (and only by) delivering written notice (the "Notice") to Lessee. In the Notice, Lessor will propose an alternate site on Lessor's Property to which Lessee may relocate its communications facility. Lessee will have sixty (60) days from the date it receives the Notice to evaluate Lessor's proposed

relocation site, including, but not limited to, conducting tests to determine the technological feasibility of the proposed relocation site (“Review Period”). If Lessee fails to approve the proposed relocation site in writing within the Review Period, Lessee will be deemed to have not approved such proposed relocation site. If Lessee does not approve such relocation site, Lessor may then propose another relocation site by Notice to Lessee in the manner set forth above. Lessee’s approval of the proposed relocation site shall not be unreasonably withheld, delayed or denied. Any relocation site which Lessor and Lessee agree upon in writing is referred to hereinafter as the “Relocation Site”. Upon reaching agreement on the Relocation Site, both parties will enter into a written agreement between the parties concerning the location, dimensions, specifications and anticipated construction schedule and costs for the relocation (“Relocation Agreement”). Lessor acknowledges that Lessee will be required to obtain all required approvals of affected governmental agencies, including, but not limited to, the FAA and local zoning authorities. If all governmental requirements are met, including local, state and federal, Lessee will use commercially reasonable efforts to complete the relocation of the new communications facility and the removal of the existing tower compound within a timeframe not to exceed twenty-four (24) months from execution of the Relocation Agreement (“Relocation Phase”). Notwithstanding the foregoing, Lessee will have an option to extend the Relocation Phase for two ninety (90) day extensions if there are delays which are outside of the control of Lessee.

d) Upon relocation of the communications facility, or any part thereof, to the Relocation Site, all references to the Premises in the Lease will be deemed to be references to the Relocation Site. Lessor and Lessee hereby agree that the Relocation Site (including the access and utility right of way) will be surveyed by a licensed surveyor with the costs paid per subsection (b) above, and such survey will then replace the previous survey and legal description of the Premises and become a part hereof and will be the controlling description. Lessor and Lessee shall execute an amendment to the Lease to update the new Premises of record and shall cooperate with each other to obtain a subordination and non-disturbance agreement from any lender or holder of a mortgage against Lessor’s Property at the time of the relocation. Lessor and Lessee hereby agree that in no event will the relocation of the communications facility of Lessee, or any part thereof, under subsection (a), above, affect, alter, modify or otherwise change any of the terms and conditions and of the Lease as may be amended, unless changes are agreed to in writing by both parties.

8. Ratification.

a) Lessor and Lessee agree that Lessee is the current lessee under the Lease, the Lease is in full force and effect, as amended herein, and the Lease contains the entire agreement between Lessor and Lessee with respect to the Premises.

b) Lessor agrees that any and all actions or inactions that have occurred or should have occurred prior to the date of this Second Amendment are approved and ratified and that no breaches or defaults exist as of the date of this Second Amendment.

c) Lessor represents and warrants that Lessor is duly authorized and has the full power, right and authority to enter into this Second Amendment and to perform all of its obligations under the Lease as amended.

d) Lessor agrees to provide such further assurances as may be requested to carry out and evidence the full intent of the parties under the Lease as amended hereby, and ensure Lessee's continuous and uninterrupted use, possession and quiet enjoyment of the Premises under the Lease as amended hereby.

e) Lessor acknowledges that the Premises, as defined, shall include any portion of Lessor's Property on which communications facilities or other Lessee improvements exist on the date of this Second Amendment.

9. Lessor's Cooperation. If requested by Lessee, Lessor will execute, at Lessee's sole cost and expense, all documents required by any governmental authority in connection with any development of, or construction on, the Premises, including documents necessary to petition the appropriate public bodies for certificates, permits, licenses and other approvals deemed necessary by Lessee in Lessee's absolute discretion to utilize the Premises for the purpose of constructing, maintaining and operating communications facilities, including without limitation, tower structures, antenna support structures, cabinets, meter boards, buildings, antennas, cables, equipment and uses incidental thereto. Lessor agrees to be named applicant if requested by Lessee. Lessor shall be entitled to no further consideration with respect to any of the foregoing matters.

10. Remainder of Lease Unaffected. The parties hereto acknowledge that except as expressly modified hereby, the Lease remains unmodified and in full force and effect. In the event of any conflict or inconsistency between the terms of this Second Amendment and the Lease, the terms of this Second Amendment shall control. The terms, covenants and provisions of this Second Amendment shall extend to and be binding upon the respective executors, administrators, heirs, successors and assigns of Lessor and Lessee. This Second Amendment may be executed simultaneously or in counterparts, each of which shall be deemed an original, but all of which together shall constitute one and the same agreement.

11. Survey. Lessee reserves the right, at its discretion and at its sole cost, to obtain a survey ("Survey") specifically describing the Premises and any access and utility easements associated therewith. Lessee shall be permitted to attach the Survey as an exhibit to this Second Amendment and any related memorandum for recording, which shall update and replace the existing description, at any time prior to or after closing of this Second Amendment.

12. Recordation. Lessee, at its cost and expense, shall have the right to record a memorandum of this Second Amendment ("Memorandum") in the Official Records at any time following the execution of this Second Amendment by all parties hereto. In addition, Lessee shall have the right in its discretion, to record a notice of lease, affidavit or other form to be determined by Lessee without Lessor's signature in form and content substantially similar to the Memorandum, to provide record notice of the terms of this Second Amendment.

13. Electronic Signatures. Each party agrees that the electronic signatures of the parties included in this Second Amendment are intended to authenticate this writing and to have the same force and effect as manual signatures. As used herein, "electronic signature" means any electronic sound, symbol, or process attached to or logically associated with this Second Amendment and executed and adopted by a party with the intent to sign such Second Amendment, including facsimile or email electronic signatures.

[Execution Pages Follow]

This Second Amendment is executed by Lessor as of the date first written below.

LESSOR:

WEST VALLEY WATER DISTRICT, a
public agency of the State of California, fka
WEST SAN BERNARDINO COUNTY
WATER DISTRICT

By: _____

Print Name: _____

Print Title: _____

Date: _____

[Lessee Execution Page Follows]

This Second Amendment is executed by Lessee as of the date first written below.

LESSEE:

STC ONE LLC,
a Delaware limited liability company,
registered in California as TOWER
COMPANY ONE LLC

By: GLOBAL SIGNAL ACQUISITIONS
II LLC,
a Delaware limited liability company
Its: Attorney In Fact

By: _____
Print Name: _____
Print Title: _____
Date: _____

ATTACHMENT 2-A
Legal Description and Survey of the Premises, including First Additional Premises

EXISTING PREMISES, also referred to as _____ in Survey

FIRST ADDITIONAL PREMISES, also referred to as _____ in Survey

[to be inserted upon receipt of signed and sealed survey]

TOWER SURVEY

880172

LYTLE CR
4334 RIVERSIDE AVENUE
RIALTO, CALIFORNIA 92408
SAN BERNADINO COUNTY

SURVEY PERFORMED FOR:



2000 Corporate Drive
Canonsburg, PA 15317

SURVEY COORDINATED BY:

GEOLINE SURVEYING, INC.
13430 NW 10th Terrace, Suite A, Alachua, FL 32615
Tele: (386) 418-0500 | Fax: (386) 462-9986

SURVEY PERFORMED BY:

NV5
3550 W. MARKET ST., SUITE 200, AKRON, OH 44333
Tele: (800) 787-8397 | www.NV5.com

DRAWN BY: EMD | CHK BY: EMD | JOB NO.: 5202302120

SURVEYOR'S CERTIFICATION:

I HEREBY CERTIFY TO GLOBAL SIGNAL ACQUISITIONS II, LLC,
CROWN CASTLE USA INC. INCLUDING ITS PARENTS,
SUBSIDIARIES AND AFFILIATED ENTITIES.

SURVEYOR NAME: JOSHUA L. VUKODER
CALIFORNIA CERTIFICATE NO. 8281

SIGNATURE

MONTH DAY, YEAR

DATE

LEASE AREA ZONING:

R-1A SINGLE FAMILY RESIDENTIAL

LEASE AREA FLOOD NOTE:

ZONE X OF THE FLOOD INSURANCE RATE MAP, COMMUNITY
PANEL NO. 06071 C7920 H, EFFECTIVE AUGUST 08, 2008,
AS MODIFIED BY THAT LOMR 20-09-1006P EFFECTIVE
DECEMBER 12, 2022, AND IS NOT LOCATED WITHIN A
SPECIAL FLOOD HAZARD AREA.

BASIS OF NORTH:

THE BEARINGS AND COORDINATES SHOWN HEREON ARE
BASED UPON GPS OBSERVATION AND RELATED TO THE
CALIFORNIA STATE PLANE COORDINATE SYSTEM, CA ZONE V -
EPSG:2229 - NAD83.

NOTES:

1. SURVEY PERFORMED ON MAY 04, 2023.
2. DATA PROJECTED IN STATE PLANE COORDINATE SYSTEM
CA ZONE V - EPSG:2229 - NAD83, WITH NAVD88 VERTICAL
DATUM.
3. BURIED UTILITIES DEPICTED HEREON WERE DETECTED AND
MARKED BY OTHERS USING INDIRECT METHODS AS WELL AS
PER PROVIDED PLANS FOR THE WEST VALLEY WATER
DISTRICT, PUMP STATION 7-2 IN THE RIALTO AREA, W18021,
DATED APRIL 2023. NO SUBSURFACE EXCAVATION WAS
PERFORMED TO VERIFY THE TYPE AND LOCATION OF THE
BURIED UTILITIES DEPICTED HEREON. IT IS POSSIBLE THAT
OTHER UTILITIES SERVING THE SUBJECT TOWER SITE EXIST
THAT WENT UNDETECTED AS A PART OF THIS SURVEY.
4. ALL VISIBLE TOWER EQUIPMENT AND IMPROVEMENTS ARE
CONTAINED WITHIN THE DESCRIBED AREA, UNLESS OTHERWISE
NOTED HEREON.
5. NOT ALL SYMBOLS ARE DEPICTED TO SCALE.
6. THIS SURVEY DOES NOT REPRESENT A BOUNDARY
SURVEY OF THE PARENT PARCEL.

REV	DATE	DESCRIPTION	DRWN
01	05-11-23	FIRST DRAFT	EMD
02	05-18-23	CONTOURS	EMD
03	10-24-24	CLIENT COMMENTS	EMD

SITE INFORMATION:

Name	LYTLE CR
BUN	880172
Address	4334 RIVERSIDE AVENUE RIALTO, CALIFORNIA 92408
County	SAN BERNADINO COUNTY

SITE LOCATED IN:
LOT 35, BOOK OF MAPS 6, PAGE 12

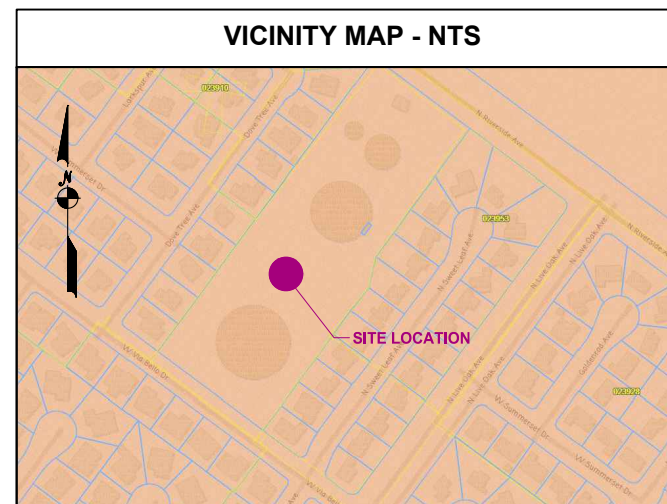
TOWER SURVEY

SHEET TITLE: COVER SHEET

LEGEND

ADDITIONAL LAND	IP / REBAR MONU	TRANSFORMER
BUILDING	IP / REBAR - MONU- FOUND	TRANSFORMER PAD
ASPHALT PAVEMENT	CASED MONU	CATCH BASIN
CONTOUR - MAJOR	CASED MONU - FOUND	INLET
CONTOUR - MINOR	TRAVERSE POINT	CULVERT
EASEMENT	SURVEY POINT	UTILITY VAULT
GUIDERAIL	GRAVEL	MANHOLE
JURISDICTION LINE	DIRT	HANDHOLE
PROPERTY LINE	CONCRETE	PULL BOX
PROPERTY TIE	RETAINING WALL	PEDESTAL
PARENT PROPERTY	STAIRS	RISER
TOWER EASEMENT	DOOR / GATE	METER
RIGHT OF WAY	DOUBLE DOOR / GATE	VALVE
SETBACK	GATE - SLIDING	CLEANOUT
TREELINE	SIGNS	JUNCTION BOX
WETLAND	MAILBOX	PUMP STATION
RAILROAD TRACKS	COLUMN	UTILITY BOX
CENTERLINE	UTILITY POLE	CONTROLLER
ROAD CENTERLINE	GUYED POLE	HVAC
STREAM	POLE	GENERATOR
STREAM (DIRECTIONAL)	LIGHTPOLE	WATER PRESSURE REG.
DITCH	BOLLARD	FIRE DEPT. CONNECTION
CHANNEL	FIRE HYDRANT	BACKFLOW PREVENTION
FENCE	FLAG POLE	DISCONNECT SWITCH
CABLE TV	SHRUB	
CABLE U.G.	TREE - PALM	
COMBINED SEWER	TREE - CONIFEROUS	
CABLE TV & ELEC	TREE - DECIDUOUS	
CABLE TV & ELEC U.G.	METAL PLATFORM	
CABLE, ELEC & TELE	FUEL TANKS	
CABLE, ELEC & TELE U.G.	TRAFFIC SIGNAL CONTR.	
ELECTRIC	TOPO - HIGH POINT	
ELECTRIC U.G.	TOPO - LOW POINT	
FIBER	PROPERTY TIE	
FIBER U.G.		
GAS		
SEWER		
DRAIN LINE		
TELEPHONE		
COMMUNICATION U.G.		
UNKNOWN UTILITY		
WATER		
BREAKLINE		
MATCH LINE		

VICINITY MAP - NTS



AREA SUMMARY

AREA	SQ. FT.	ACRES
PARENT PARCEL APN: 0239-112-26-0000	± 269,201	± 6.18
LEASEHOLD PARCEL APN: 0239-112-25-0000	± 3920	± 0.090
EXISTING LEASE	± 300	± 0.007
ADDITIONAL LEASE	± 73.7	± 0.002
TOWER LEASE	± 373.7	± 0.008
NON-EXCLUSIVE ACCESS & UTILITY EASEMENT	± 9,399	± 0.216
UTILITY EASEMENT A	± 892	± 0.020
UTILITY EASEMENT B	± 384	± 0.009
UTILITY EASEMENT C	± 2,492	± 0.057

SURVEY PROCEDURES & EQUIPMENT

THE ACCURACY OF THIS SURVEY MEETS OR EXCEEDS THE
MINIMUM STANDARDS AS REQUIRED BY CALIFORNIA
REQUIREMENTS FOR BOUNDARY SURVEYS.

INSTRUMENTS USED:

- TRIMBLE R12i GNSS RECEIVER USING THE SMARTNET VRS NETWORK
- TRIMBLE TSC7 SERIES ROBOTIC TOTAL STATION

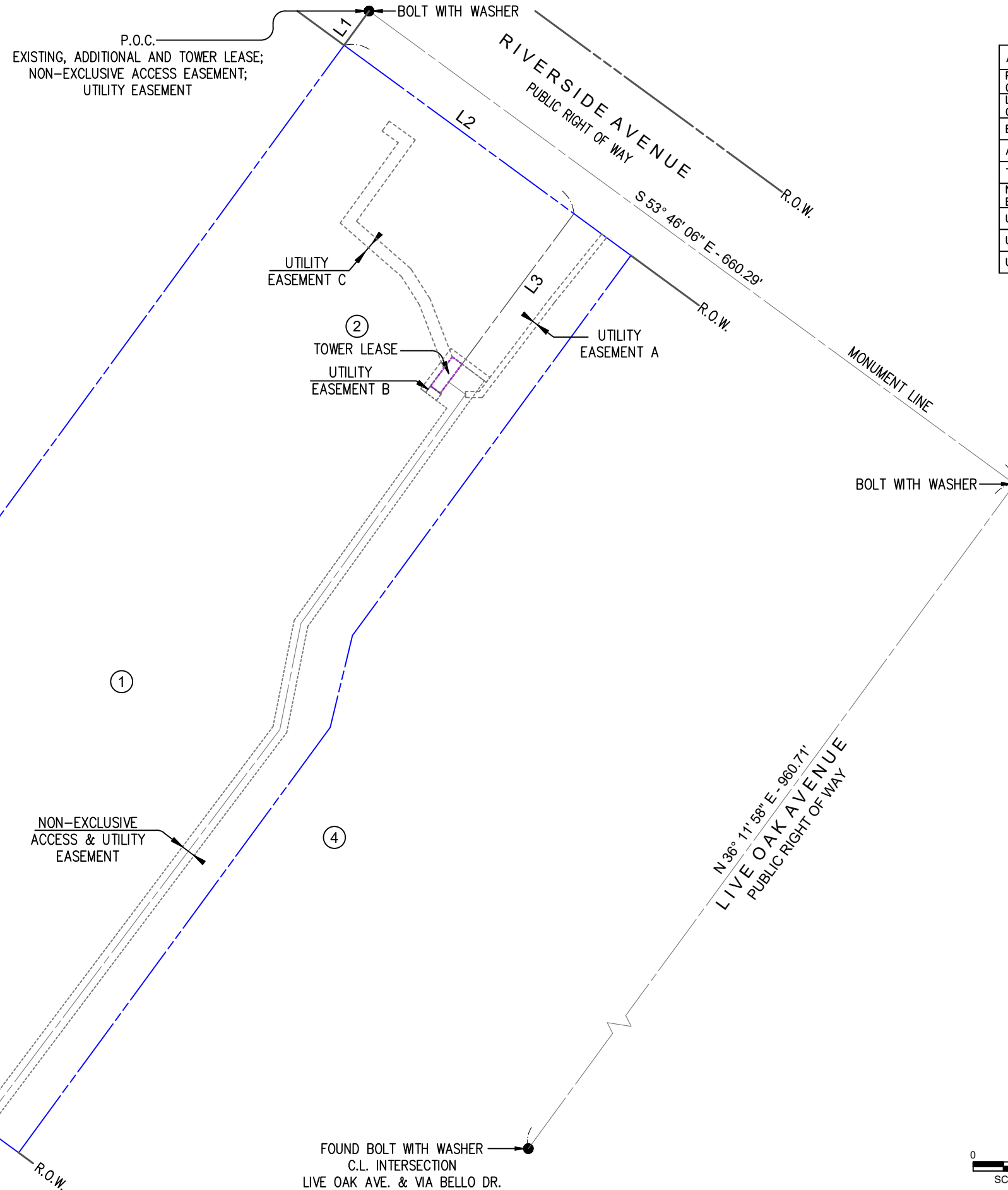
CONTENTS

COVER SHEET
PROPERTY OVERVIEW
EASEMENT OVERVIEW
SITE BOUNDARY
LEGAL DESCRIPTIONS

ABBREVIATIONS

P.O.C.	POINT OF COMMENCEMENT
T.P.O.B.	TRUE POINT OF BEGINNING
P.O.T.	POINT OF TERMINUS
R.O.W.	RIGHT-OF-WAY
C.L.	CENTERLINE

Line Table		
Line	Direction	Length
L1	S 36° 10' 45" W	35.00'
L2	S 53° 46' 06" E	235.10'
L3	S 36° 39' 18" W	154.68'



AREA SUMMARY

AREA	SQ. FT.	ACRES
PARENT PARCEL APN: 0239-112-26-0000	± 269,201	± 6.18
LEASEHOLD PARCEL APN: 0239-112-25-0000	± 3920	± 0.090
EXISTING LEASE	± 300	± 0.007
ADDITIONAL LEASE	± 73.7	± 0.002
TOWER LEASE	± 373.7	± 0.008
NON-EXCLUSIVE ACCESS & UTILITY EASEMENT	± 9,399	± 0.216
UTILITY EASEMENT A	± 892	± 0.020
UTILITY EASEMENT B	± 384	± 0.009
UTILITY EASEMENT C	± 2,492	± 0.057

PROPERTY INFORMATION

PARENT PARCEL
 OWNER: WEST VALLEY WATER DISTRICT, A PUBLIC AGENCY OF THE STATE OF CALIFORNIA, FKA WEST SAN BERNARDINO COUNTY WATER DISTRICT

① PARENT PARCEL
 APN: 0239-112-26-0000

② LEASEHOLD PARCEL
 APN: 0239-112-25-0000

4334 RIVERSIDE AVENUE
 RIALTO, CALIFORNIA 92408

ADJACENT PARCELS

② TRACT 14273 PER BOOK 226, PAGE 43

③ TRACT 16069 PER BOOK 278, PAGE 14
 LOTS 13-23

SURVEY PERFORMED FOR:



REV	DATE	DESCRIPTION	DRWN
01	05-11-23	FIRST DRAFT	EMD
02	05-18-23	CONTOURS	EMD
03	10-24-24	UTILITY EASEMENT	EMD

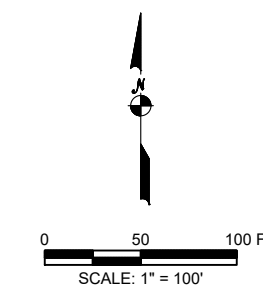
SITE INFORMATION:

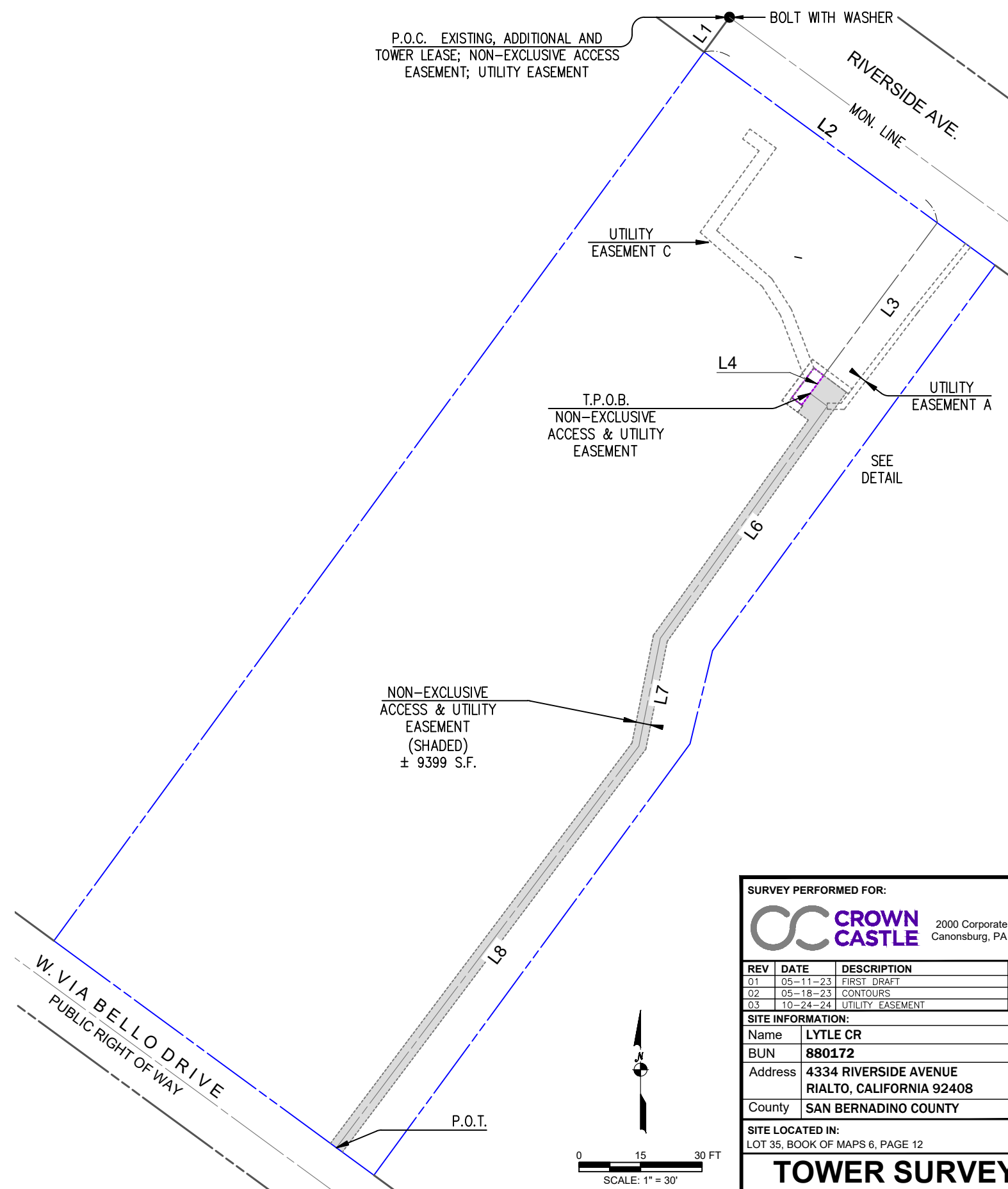
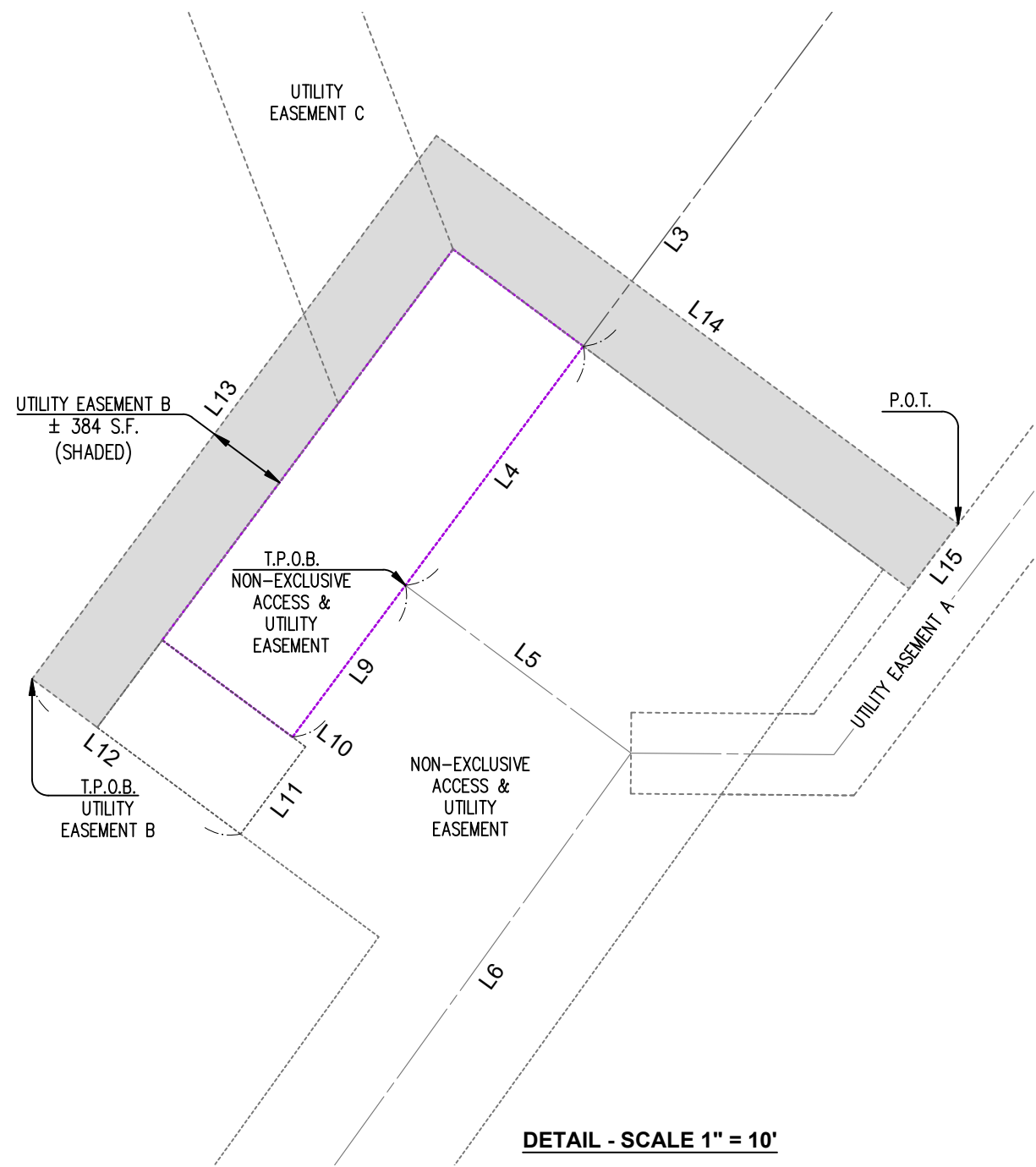
Name: **LYTLE CR**
 BUN: **880172**
 Address: **4334 RIVERSIDE AVENUE
 RIALTO, CALIFORNIA 92408**
 County: **SAN BERNADINO COUNTY**

SITE LOCATED IN:
 LOT 35, BOOK OF MAPS 6, PAGE 12

TOWER SURVEY

SHEET: PROPERTY OVERVIEW





Line Table		
Line	Direction	Length
L1	S36° 10' 45"W	35.00'
L2	S53° 46' 06"E	235.10'
L3	S36° 39' 18"W	154.68'
L4	S36° 39' 18"W	18.35'
L5	S53° 20' 42"E	17.31'

Line Table		
Line	Direction	Length
L6	S35° 43' 36"W	232.54'
L7	S11° 14' 52"W	89.37'
L8	S36° 58' 51"W	409.00'
L9	S36° 39' 18"W	11.65'
L10	S53° 20' 42"E	1.00'

Line Table		
Line	Direction	Length
L11	S36° 39' 18"W	6.70'
L12	N53° 20' 42"W	16.00'
L13	N36° 39' 18"E	41.70'
L14	S53° 20' 42"E	40.05'
L15	S37° 13' 01"W	5.00'

SURVEY PERFORMED FOR:

CROWN CASTLE 2000 Corporate Drive
Canonsburg, PA 15317

REV	DATE	DESCRIPTION	DRWN
01	05-11-23	FIRST DRAFT	EMD
02	05-18-23	CONTOURS	EMD
03	10-24-24	UTILITY EASEMENT	EMD

SITE INFORMATION:

Name **LYTLE CR**

BUN **880172**

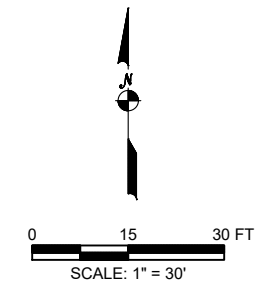
Address **4334 RIVERSIDE AVENUE
RIALTO, CALIFORNIA 92408**

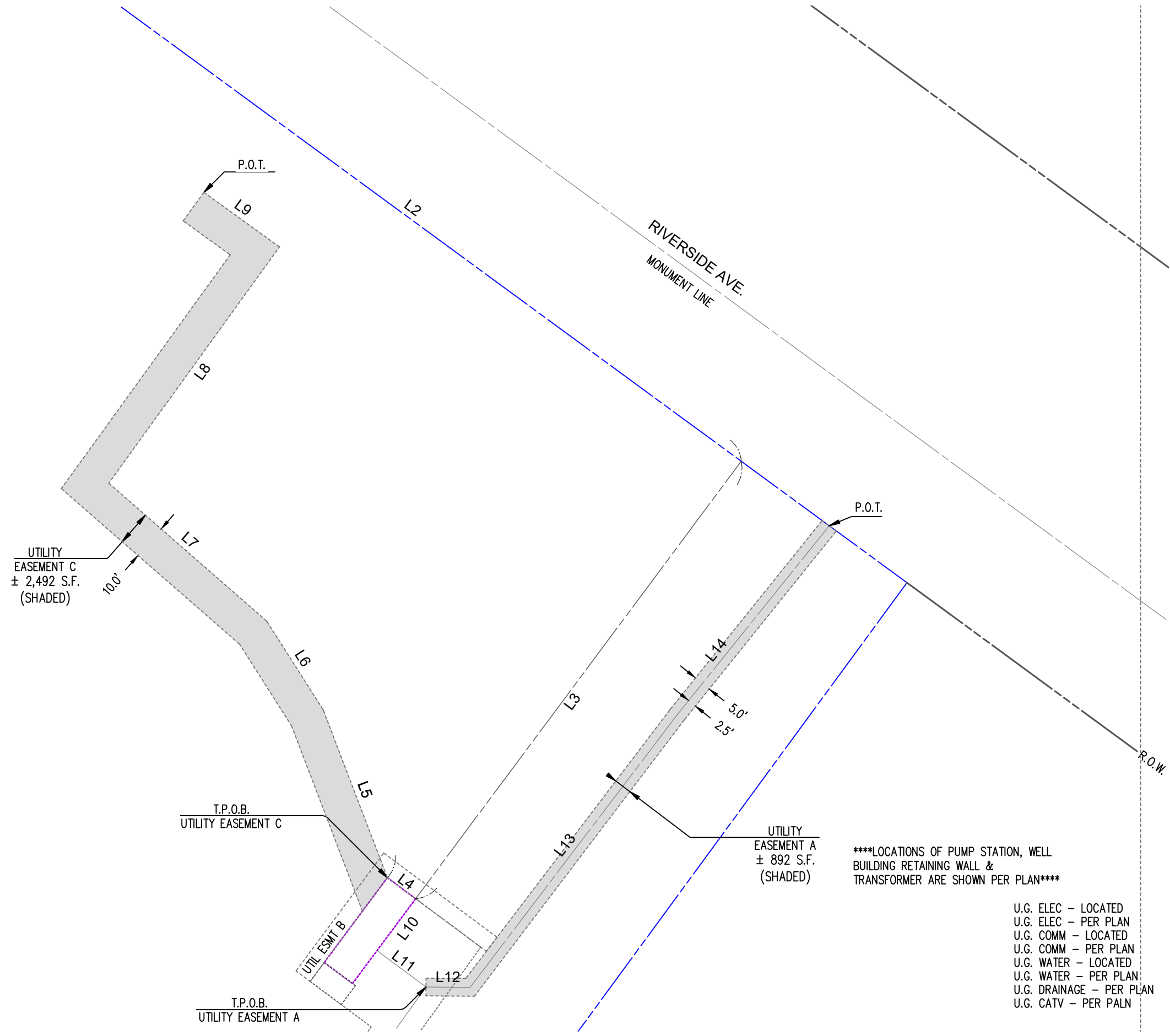
County **SAN BERNADINO COUNTY**

SITE LOCATED IN:
LOT 35, BOOK OF MAPS 6, PAGE 12

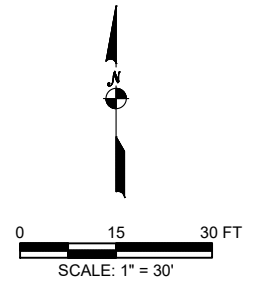
TOWER SURVEY

SHEET: EASEMENT ACCESS OVERVIEW





Line Table		
Line	Direction	Length
L1	S36° 10' 45"W	35.00'
L2	S53° 46' 06"E	235.10'
L3	S36° 39' 18"W	154.68'
L4	N53° 20' 42"W	10.00'
L5	N20° 56' 03"W	50.98'
L6	N32° 29' 12"W	29.86'
L7	N48° 51' 56"W	59.43'
L8	N35° 50' 13"E	82.68'
L9	N54° 09' 47"W	26.44'
L10	S36° 39' 18"W	18.35'
L11	S53° 20' 42"E	17.31'
L12	S89° 33' 59"E	12.50'
L13	N37° 13' 01"E	97.04'
L14	N38° 49' 13"E	68.88'



****LOCATIONS OF PUMP STATION, WELL BUILDING RETAINING WALL & TRANSFORMER ARE SHOWN PER PLAN****

- U.G. ELEC - LOCATED
- U.G. ELEC - PER PLAN
- U.G. COMM - LOCATED
- U.G. COMM - PER PLAN
- U.G. WATER - LOCATED
- U.G. WATER - PER PLAN
- U.G. DRAINAGE - PER PLAN
- U.G. CATV - PER PLAN

SURVEY PERFORMED FOR:

CROWN CASTLE 2000 Corporate Drive
Canonsburg, PA 15317

REV	DATE	DESCRIPTION	DRWN
01	05-11-23	FIRST DRAFT	EMD
02	05-18-23	CONTOURS	EMD
03	10-24-24	UTILITY EASEMENT	EMD

SITE INFORMATION:

Name: **LYTLE CR**

BUN: **880172**

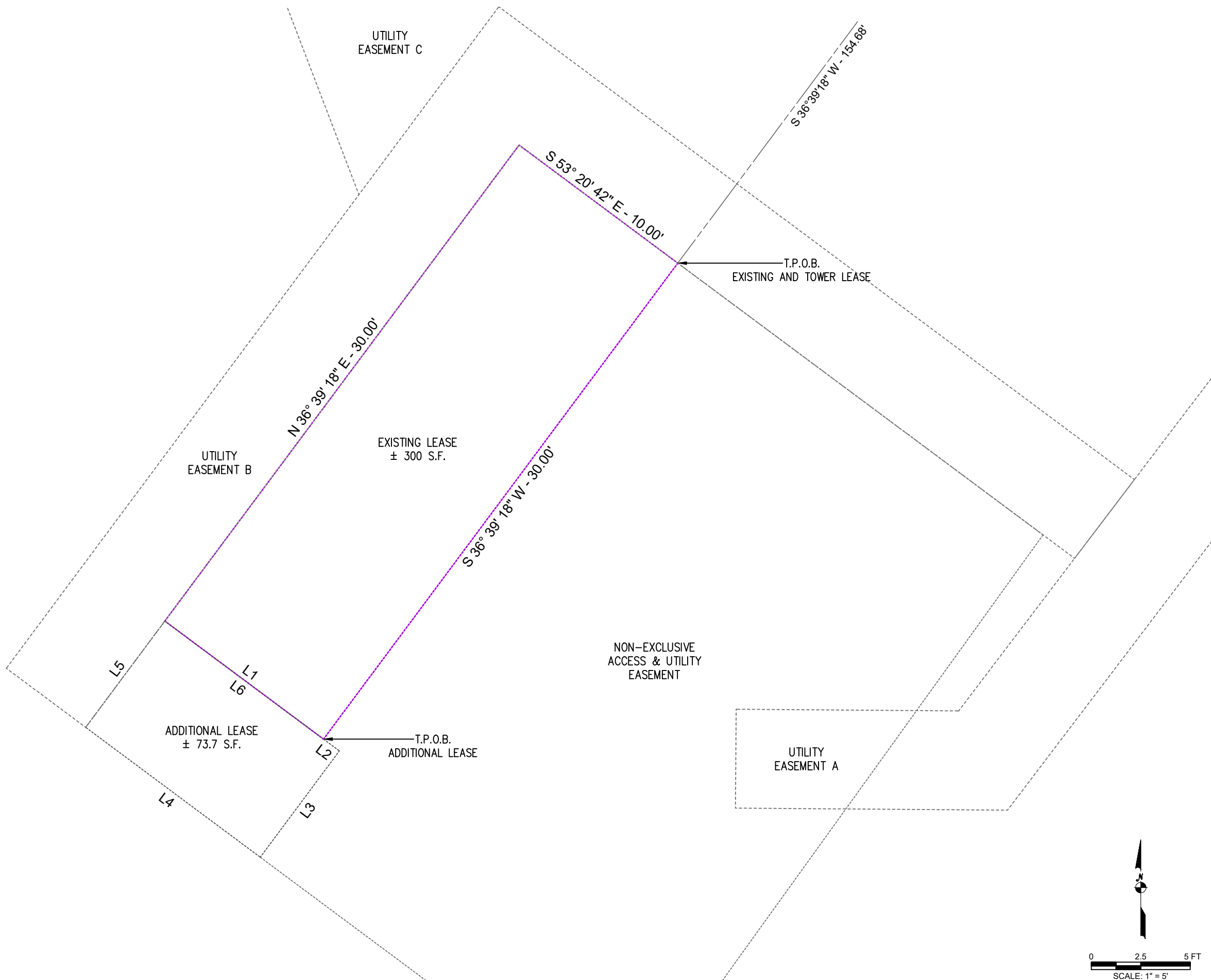
Address: **4334 RIVERSIDE AVENUE
RIALTO, CALIFORNIA 92408**

County: **SAN BERNADINO COUNTY**

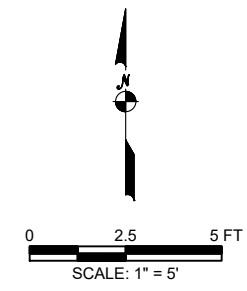
SITE LOCATED IN:
LOT 35, BOOK OF MAPS 6, PAGE 12

TOWER SURVEY

SHEET: EASEMENT OVERVIEW



Line Table		
Line	Direction	Length
L1	N 53° 20' 42" W	10.00'
L2	S 53° 20' 42" E	1.00'
L3	S 36° 39' 18" W	6.70'
L4	N 53° 20' 42" W	11.00'
L5	N 36° 39' 18" E	6.70'
L6	S 53° 20' 42" E	10.00'



SURVEY PERFORMED FOR:

CROWN CASTLE 2000 Corporate Drive
Canonsburg, PA 15317

REV	DATE	DESCRIPTION	DRWN
01	05-11-23	FIRST DRAFT	EMD
02	05-18-23	CONTOURS	EMD
03	10-24-24	UTILITY EASEMENT	EMD

SITE INFORMATION:

Name: **LYTLE CR**

BUN: **880172**

Address: **4334 RIVERSIDE AVENUE
RIALTO, CALIFORNIA 92408**

County: **SAN BERNADINO COUNTY**

SITE LOCATED IN:
LOT 35, BOOK OF MAPS 6, PAGE 12

TOWER SURVEY

SHEET: SITE BOUNDARY

EXISTING LEASE

AS-SURVEYED

THE PORTION OF LOT 35 IN THE CITY OF RIALTO, COUNTY OF SAN BERNADINO, STATE OF CALIFORNIA ACCORDING TO THE SURVEY OF RECORD IN MAP BOOK 6, PAGE 12 FILED FOR RECORD IN THE OFFICE OF THE COUNTY RECORDER OF SAID COUNTY, DESCRIBED AS FOLLOWS:

COMMENCE AT A BOLT WITH A WASHER FOUND IN THE MONUMENT LINE OF RIVERSIDE AVENUE, FROM WHENCE A FOUND BOLT AND WASHER LIES SOUTH 53° 46' 06" EAST, A DISTANCE OF 660.29 FEET AT THE MONUMENT LINE INTERSECTION OF RIVERSIDE AVENUE AND LIVE OAK AVENUE;

THENCE SOUTH 36°10'45" WEST, 35.00 FEET TO A POINT ON THE SOUTHERLY RIGHT OF WAY LINE OF RIVERSIDE AVENUE, SAID POINT ALSO BEING THE NORTHERLY CORNER OF THE PARENT TRACT;

THENCE ALONG THE NORTHERLY LINE OF THE PARENT TRACT AND THE SOUTHERLY LINE OF RIVERSIDE AVENUE SOUTH 53°46'06" EAST, 235.10 FEET;

THENCE DEPARTING THE NORTHERLY LINE OF THE PARENT TRACT AND THE SOUTHERLY LINE OF RIVERSIDE AVENUE SOUTH 36°39'18" WEST, 154.68 FEET TO THE TRUE POINT OF BEGINNING;

THENCE SOUTH 36°39'18" WEST, 30.00 FEET;

THENCE NORTH 53°20'42" WEST, 10.00 FEET;

THENCE NORTH 36°39'18" EAST, 30.00 FEET;

THENCE SOUTH 53°20'42" EAST, 10.00 FEET TO THE TRUE POINT OF BEGINNING.

CONTAINING 300 SQUARE FEET, OR 0.007 ACRES, MORE OR LESS.

ADDITIONAL LEASE

AS-SURVEYED

THE PORTION OF LOT 35 IN THE CITY OF RIALTO, COUNTY OF SAN BERNADINO, STATE OF CALIFORNIA ACCORDING TO THE SURVEY OF RECORD IN MAP BOOK 6, PAGE 12 FILED FOR RECORD IN THE OFFICE OF THE COUNTY RECORDER OF SAID COUNTY, DESCRIBED AS FOLLOWS:

COMMENCE AT A BOLT WITH A WASHER FOUND IN THE MONUMENT LINE OF RIVERSIDE AVENUE, FROM WHENCE A FOUND BOLT AND WASHER LIES SOUTH 53° 46' 06" EAST, A DISTANCE OF 660.29 FEET AT THE MONUMENT LINE INTERSECTION OF RIVERSIDE AVENUE AND LIVE OAK AVENUE;

THENCE SOUTH 36°10'45" WEST, 35.00 FEET TO A POINT ON THE SOUTHERLY RIGHT OF WAY LINE OF RIVERSIDE AVENUE, SAID POINT ALSO BEING THE NORTHERLY CORNER OF THE PARENT TRACT;

THENCE ALONG THE NORTHERLY LINE OF THE PARENT TRACT AND THE SOUTHERLY LINE OF RIVERSIDE AVENUE SOUTH 53°46'06" EAST, 235.10 FEET;

THENCE DEPARTING THE NORTHERLY LINE OF THE PARENT TRACT AND THE SOUTHERLY LINE OF RIVERSIDE AVENUE SOUTH 36°39'18" WEST, 154.68 FEET;

THENCE SOUTH 36°39'18" WEST, 30.00 FEET TO THE TRUE POINT OF BEGINNING;

THENCE SOUTH 53°20'42" EAST, 1.00 FEET;

THENCE SOUTH 36°39'18" WEST, 6.70 FEET;

THENCE NORTH 53°20'42" WEST, 11.00 FEET;

THENCE NORTH 36°39'18" EAST, 6.70 FEET;

THENCE SOUTH 53°20'42" EAST, 10.00 FEET TO THE TRUE POINT OF BEGINNING.

CONTAINING 73.7 SQUARE FEET, OR 0.002 ACRES, MORE OR LESS.

TOWER LEASE

AS-SURVEYED

THE PORTION OF LOT 35 IN THE CITY OF RIALTO, COUNTY OF SAN BERNADINO, STATE OF CALIFORNIA ACCORDING TO THE SURVEY OF RECORD IN MAP BOOK 6, PAGE 12 FILED FOR RECORD IN THE OFFICE OF THE COUNTY RECORDER OF SAID COUNTY, DESCRIBED AS FOLLOWS:

COMMENCE AT A BOLT WITH A WASHER FOUND IN THE MONUMENT LINE OF RIVERSIDE AVENUE, FROM WHENCE A FOUND BOLT AND WASHER LIES SOUTH 53° 46' 06" EAST, A DISTANCE OF 660.29 FEET AT THE MONUMENT LINE INTERSECTION OF RIVERSIDE AVENUE AND LIVE OAK AVENUE;

THENCE SOUTH 36°10'45" WEST, 35.00 FEET TO A POINT ON THE SOUTHERLY RIGHT OF WAY LINE OF RIVERSIDE AVENUE, SAID POINT ALSO BEING THE NORTHERLY CORNER OF THE PARENT TRACT;

THENCE ALONG THE NORTHERLY LINE OF THE PARENT TRACT AND THE SOUTHERLY LINE OF RIVERSIDE AVENUE SOUTH 53°46'06" EAST, 235.10 FEET;

THENCE DEPARTING THE NORTHERLY LINE OF THE PARENT TRACT AND THE SOUTHERLY LINE OF RIVERSIDE AVENUE SOUTH 36°39'18" WEST, 154.68 FEET TO THE TRUE POINT OF BEGINNING;

THENCE SOUTH 36°39'18" WEST, 30.00 FEET;

THENCE SOUTH 53°20'42" EAST, 1.00 FEET;

THENCE SOUTH 36°39'18" WEST, 6.70 FEET;

THENCE NORTH 53°20'42" WEST, 11.00 FEET;

THENCE NORTH 36°39'18" EAST, 6.70 FEET;

THENCE NORTH 36°39'18" EAST, 30.00 FEET;

THENCE SOUTH 53°20'42" EAST, 10.00 FEET TO THE TRUE POINT OF BEGINNING;

CONTAINING 373.7 SQUARE FEET, OR 0.008 ACRES, MORE OR LESS.

NON-EXCLUSIVE ACCESS & UTILITY EASEMENT

AS-SURVEYED

THE PORTION OF LOT 35 IN THE CITY OF RIALTO, COUNTY OF SAN BERNADINO, STATE OF CALIFORNIA ACCORDING TO THE SURVEY OF RECORD IN MAP BOOK 6, PAGE 12 FILED FOR RECORD IN THE OFFICE OF THE COUNTY RECORDER OF SAID COUNTY, DESCRIBED AS FOLLOWS:

COMMENCE AT A BOLT WITH A WASHER FOUND IN THE MONUMENT LINE OF RIVERSIDE AVENUE, FROM WHENCE A FOUND BOLT AND WASHER LIES SOUTH 53° 46' 06" EAST, A DISTANCE OF 660.29 FEET AT THE MONUMENT LINE INTERSECTION OF RIVERSIDE AVENUE AND LIVE OAK AVENUE;

THENCE SOUTH 36°10'45" WEST, 35.00 FEET TO A POINT ON THE SOUTHERLY RIGHT OF WAY LINE OF RIVERSIDE AVENUE, SAID POINT ALSO BEING THE NORTHERLY CORNER OF THE PARENT TRACT;

THENCE ALONG THE NORTHERLY LINE OF THE PARENT TRACT AND THE SOUTHERLY LINE OF RIVERSIDE AVENUE SOUTH 53°46'06" EAST, 235.10 FEET;

THENCE DEPARTING THE NORTHERLY LINE OF THE PARENT TRACT AND THE SOUTHERLY LINE OF RIVERSIDE AVENUE SOUTH 36°39'18" WEST, 154.68 FEET;

THENCE SOUTH 36°39'18" WEST, 18.35 FEET TO THE TRUE POINT OF BEGINNING OF A STRIP OF LAND 36.60 FEET WIDE, LYING 18.3.00 FEET ON BOTH SIDES OF THE FOLLOWING DESCRIBED CENTERLINE;

THENCE SOUTH 53°20'42" EAST, 17.31 FEET TO A POINT HEREON REFERRED TO AS POINT A, SAID POINT BEING THE TERMINATION OF THE 36.60 FOOT WIDE STRIP AND THE BEGINNING OF A STRIP OF LAND 12.00 FEET WIDE, LYING 6.00' FEET ON BOTH SIDES OF THE FOLLOWING DESCRIBED CENTERLINE;

THENCE SOUTH 35°43'36" WEST, 232.54 FEET;

THENCE SOUTH 11°14'52" WEST, 89.37 FEET;

THENCE SOUTH 36°58'51" WEST, 409.00 FEET TO A POINT LYING ON THE NORTHERLY RIGHT OF WAY LINE OF WEST VIA BELLO DRIVE, THE POINT OF TERMINUS.

THE SIDELINES OF SAID STRIP OF LAND SHALL BE PROLONGED OR SHORTENED SO AS TO ELIMINATE ANY GAPS, GORES OR OVERLAPS, AND TO ORIGINATE AT THE TOWER LEASE AND TERMINATE AT THE NORTHERLY RIGHT OF WAY LINE OF WEST VIA BELLO DRIVE.

CONTAINING 9399 SQUARE FEET, OR 0.216 ACRES, MORE OR LESS.

UTILITY EASEMENT A

AS-SURVEYED

THE PORTION OF LOT 35 IN THE CITY OF RIALTO, COUNTY OF SAN BERNADINO, STATE OF CALIFORNIA ACCORDING TO THE SURVEY OF RECORD IN MAP BOOK 6, PAGE 12 FILED FOR RECORD IN THE OFFICE OF THE COUNTY RECORDER OF SAID COUNTY, DESCRIBED AS FOLLOWS:

COMMENCE AT A BOLT WITH A WASHER FOUND IN THE MONUMENT LINE OF RIVERSIDE AVENUE, FROM WHENCE A FOUND BOLT AND WASHER LIES SOUTH 53° 46' 06" EAST, A DISTANCE OF 660.29 FEET AT THE MONUMENT LINE INTERSECTION OF RIVERSIDE AVENUE AND LIVE OAK AVENUE;

THENCE SOUTH 36°10'45" WEST, 35.00 FEET TO A POINT ON THE SOUTHERLY RIGHT OF WAY LINE OF RIVERSIDE AVENUE, SAID POINT ALSO BEING THE NORTHERLY CORNER OF THE PARENT TRACT;

THENCE ALONG THE NORTHERLY LINE OF THE PARENT TRACT AND THE SOUTHERLY LINE OF RIVERSIDE AVENUE SOUTH 53°46'06" EAST, 235.10 FEET;

THENCE DEPARTING THE NORTHERLY LINE OF THE PARENT TRACT AND THE SOUTHERLY LINE OF RIVERSIDE AVENUE SOUTH 36°39'18" WEST, 154.68 FEET;

THENCE SOUTH 36°39'18" WEST, 18.35 FEET;

THENCE SOUTH 53°20'42" EAST, 17.31 FEET TO A POINT HEREON REFERRED TO AS POINT A, SAID POINT BEING THE TRUE POINT OF BEGINNING OF A STRIP OF LAND 5.00 FEET WIDE, LYING 2.50 FEET ON BOTH SIDES OF THE FOLLOWING DESCRIBED CENTERLINE;

THENCE SOUTH 89°33'59" EAST, 12.50 FEET;

THENCE NORTH 37°13'01" EAST, 97.04 FEET;

THENCE NORTH 38°49'13" EAST, 68.88 FEET TO A POINT ON THE SOUTHERLY RIGHT OF WAY LINE OF RIVERSIDE AVENUE, THE POINT OF TERMINUS.

THE SIDELINES OF SAID STRIP OF LAND SHALL BE PROLONGED OR SHORTENED SO AS TO ORIGINATE AT THE NON-EXCLUSIVE ACCESS & UTILITY EASEMENT AND TERMINATE AT THE SOUTHERLY RIGHT OF WAY LINE OF RIVERSIDE AVENUE.

CONTAINING 892 SQUARE FEET, OR 0.020 ACRES, MORE OR LESS.

SURVEY PERFORMED FOR:



REV	DATE	DESCRIPTION	DRWN
01	05-11-23	FIRST DRAFT	EMD
02	05-18-23	CONTOURS	EMD
03	10-24-24	UTILITY EASEMENT	EMD

SITE INFORMATION:

Name	LYTLE CR
BUN	880172
Address	4334 RIVERSIDE AVENUE RIALTO, CALIFORNIA 92408
County	SAN BERNADINO COUNTY

SITE LOCATED IN:
LOT 35, BOOK OF MAPS 6, PAGE 12

TOWER SURVEY

SHEET: LEGAL DESCRIPTIONS



...ve Tree Ave

3997 3997

3991

3981 3981

CAL POWERDOORS

...e Ave

3956

3946

3936

3956 3961



11-14-2022