



**WEST VALLEY WATER DISTRICT  
855 W. BASE LINE ROAD, RIALTO, CA 92376  
PH: (909) 875-1804  
WWW.WVWD.ORG**

**REGULAR BOARD MEETING  
AGENDA**

**Thursday, June 5, 2025, 6:00 PM**

**BOARD OF DIRECTORS**

**Gregory Young, President  
Daniel Jenkins, Vice President  
Estevan Bennett, Director  
Angela Garcia, Director  
Kelvin Moore, Director**

---

**"In order to comply with legal requirements for posting of agendas, only those items filed with the Board Secretary's office by noon, on Wednesday a week prior to the following Thursday meeting, not requiring departmental investigation, will be considered by the Board of Directors."**

---

**Members of the public may attend the meeting in person at 855 W. Base Line Road, Rialto, CA 92376, or you may join the meeting using Zoom by clicking this link: <https://us02web.zoom.us/j/8402937790>. Public comment may be submitted via Zoom, by telephone by calling the following number and access code: Dial: (888) 475-4499, Access Code: 840-293-7790, or via email to [administration@wvwd.org](mailto:administration@wvwd.org).**

**If you require additional assistance, please contact [administration@wvwd.org](mailto:administration@wvwd.org).**

**CALL TO ORDER**

**ROLL CALL OF BOARD MEMBERS**

**APPROVAL OF ANY BOARD MEMBERS REQUESTS FOR REMOTE PARTICIPATION**

**PLEDGE OF ALLEGIANCE**

**OPENING PRAYER**

**CLOSED SESSION**

CONFERENCE WITH LEGAL COUNSEL-EXISTING LITIGATION Paragraph (1) of subdivision (d) of Government Code Section 54956.9 Name of case: Naseem Farooqi v. West Valley Water District et al.

**ADOPT AGENDA**

**PUBLIC PARTICIPATION**

Any person wishing to speak to the Board of Directors on matters listed or not listed on the agenda, within its jurisdiction, is asked to complete a Speaker Card and submit it to the Board Secretary, if you are attending in person. For anyone joining on Zoom, please wait for the Board President's instruction to indicate that you would like to speak. Each speaker is limited to three (3) minutes. Under the State of California Brown Act, the Board of Directors is prohibited from discussing or taking action on any item not listed on the posted agenda. Comments related to noticed Public Hearing(s) and Business Matters will be heard during the occurrence of the item.

Public communication is the time for anyone to address the Board on any agenda item or anything under the jurisdiction of the District. Also, please remember that no disruptions from the crowd will be tolerated. If someone disrupts the meeting, they will be removed.

**PRESENTATIONS**

**CONSENT CALENDAR**

- 1. May 1, 2025 Regular Board Meeting Minutes **PG. 5**
- 2. Water Quality Report **PG. 10**
- 3. Adopt 2025 Local Guidelines for Implementing the California Environmental Quality Act ("CEQA") **PG. 41**
- 4. Consider a Grant of Easement from West Valley Water District to Property Owners at 3370 Lytle Creek Road **PG. 45**
- 5. Purchase Order Report - April 2025 **PG. 55**
- 6. Treasurer's Report - March 2025 **PG. 61**
- 7. Monthly Revenue and Expenditures Report - April 2025 **PG. 78**
- 8. Monthly Cash Disbursements Report - April 2025 **PG. 84**

**BUSINESS MATTERS**

Consideration Of:

- 1. Annual AB 2561 Staffing Vacancies Report **PG. 108**
- 2. 2025 Public Health Goal Report **PG. 119**

### 3. Community Education and Workforce Development Program Discussion and Provide Direction

#### **REPORTS**

1. Board Committee Reports
2. Board Members
3. General Manager
4. Legal Counsel
  - Updates on current legal topics/best practice
5. Public Outreach Government Affairs
6. Board Secretary

#### **UPCOMING MEETINGS**

- June 9, 2025 – Finance Committee Meeting at 6:00 p.m.
- June 11, 2025 – Human Resources Committee Meeting at 6:00 pm
- June 12, 2025 – Policy Committee Meeting at 6:00 pm
- June 23, 2025 – External Affairs Committee Meeting at 6:00 p.m.
- June 25, 2025 – Special Eng, Ops, and Planning Committee Meeting at 6:00 p.m.
- June 26, 2025 - Regular Board Meeting at 6:00 p.m.

#### **UPCOMING COMMUNITY EVENTS**

- June 7th 17th Annual Rialto Community Garden Open house
- June 19th Rialto's Juneteenth Jam
- June 20th Fontana Community Health and Resource Fair - Senior Center
- June 29th Walk for Warriors
- July 17th Bloomington Movies in the Park
- July 18th Rialto Movies in the Park
- July 31st Bloomington Movies in the Park
- August 5th National Night Out -Fontana
- August 5th National Night Out - Rialto
- August 5th National Night Out - Bloomington
- August 5th National Night Out – Colton

#### **UPCOMING EDUCATIONAL & TRAINING OPPORTUNITIES**

- June 6 – 8 SGVMWD (SBVMWD) State Water Project Tour – Bennett
- June 16 – ASBCSD Monthly Meeting
- July 18th – SCWC Quarterly Luncheon
- August 8th – BIA Water Conference
- August 25th – CSDA Annual Conference (Monterey)

#### **ADJOURN**

**Please Note:**

**Material related to an item on this Agenda submitted to the Board after distribution of the agenda packet are available for public inspection in the District's office located at 855 W. Baseline, Rialto, during normal business hours. Also, such documents are available on the District's website at [www.wvwd.org](http://www.wvwd.org) subject to staff's ability to post the documents before the meeting.**

**Pursuant to Government Code Section 54954.2(a), any request for a disability-related modification or accommodation, including auxiliary aids or services, in order to attend or participate in the above-agendized public meeting should be directed to the Board Secretary, Elvia Dominguez, at least 72 hours in advance of the meeting to ensure availability of the requested service or accommodation. Ms. Dominguez may be contacted by telephone at (909) 875-1804 ext. 703, or in writing at the West Valley Water District, P.O. Box 920, Rialto, CA 92377-0920.**

**DECLARATION OF POSTING:**

**I declare under penalty of perjury, that I am employed by the West Valley Water District and posted the foregoing Agenda at the District Offices on May 29, 2025.**

*Elvia Dominguez*

**Elvia Dominguez, Board Secretary**

*Date Posted: May 29, 2025*



**REGULAR BOARD MEETING**  
of the  
**WEST VALLEY WATER DISTRICT**  
May 1, 2025

**OPENING CEREMONIES**

Call to Order – 6:02 p.m.  
Roll Call of Board Members

Attendee Name	Present	Absent	Arrived
Directors			
Angela Garcia	<input checked="" type="checkbox"/>	<input type="checkbox"/>	
Estevan Bennett	<input checked="" type="checkbox"/>	<input type="checkbox"/>	
Kelvin Moore	<input checked="" type="checkbox"/>	<input type="checkbox"/>	
Daniel Jenkins	<input checked="" type="checkbox"/>	<input type="checkbox"/>	
Gregory Young	<input type="checkbox"/>	<input checked="" type="checkbox"/>	
General Counsel			
Jeff Ferre	<input checked="" type="checkbox"/>	<input type="checkbox"/>	
Staff			
John Thiel	<input checked="" type="checkbox"/>	<input type="checkbox"/>	
Linda Jadeski	<input checked="" type="checkbox"/>	<input type="checkbox"/>	
Haydee Sainz	<input checked="" type="checkbox"/>	<input type="checkbox"/>	
Joanne Chan	<input checked="" type="checkbox"/>	<input type="checkbox"/>	
Elvia Dominguez	<input checked="" type="checkbox"/>	<input type="checkbox"/>	
Socorro Pantaleon	<input checked="" type="checkbox"/>	<input type="checkbox"/>	
Rocky Welborn	<input checked="" type="checkbox"/>	<input type="checkbox"/>	
Gustavo Gutierrez	<input checked="" type="checkbox"/>	<input type="checkbox"/>	
Albert Clinger	<input checked="" type="checkbox"/>	<input type="checkbox"/>	
Isabelle Medina	<input checked="" type="checkbox"/>	<input type="checkbox"/>	

Approval of Any Board Member Requests for Remote Participation - None.  
Pledge of Allegiance – The Pledge of Allegiance was led by NJROTC Commander.  
Opening Prayer –Pastor Townsend.

**ADOPT AGENDA**

A request was received to reorder the agenda placing the presentations before Closed Session.

Motion to adopt the amended agenda, to reorder the agenda placing the presentations before Closed Session.

WVWD

Minutes: 5/1/25

<b>RESULT:</b>	<b>ADOPTED [UNANIMOUS]</b>
<b>MOVER:</b>	Angela Garcia
<b>SECONDER:</b>	Kelvin Moore
<b>AYES:</b>	Angela Garcia, Estevan Bennett, Daniel Jenkins, Kelvin Moore
<b>ABSENT:</b>	Gregory Young

**PRESENTATIONS**

1. Bloomington High School NJROTC

Presentation was given by NJROTC Commandar CDR Ken Monfore, USN (retired) and NJROTC students. The Board collectively thanked the NJROTC for their work and collaboration.

The Board recessed at 6:28 pm to take photos with the presenters, and reconvened at 6:33 pm.

2. Claremont McKenna College Presentation - Data Science Capstone: Mainline Maintenance Prioritization Analysis

The presentation was given by Claremont McKenna College Students Brenna Bell, Ainslee Archibald, Stephanie Espinoza, and Justin Son.

Questions included how the rating identified critical areas, and possible fixes to mitigate risk of failure.

The Board thanked the students for their insightful presentation.

The Board recessed at 7:00 pm pm to take photos with the presenters and reconvened at 7:07 pm.

**CLOSED SESSION**

Public Participation on closed session matters.

Vice President Jenkins inquired if anyone from the public would like to speak on closed session items. No requests were received to speak, therefore Vice President Jenkins closed the public comment period

The Board entered into closed session at 7:08 p.m.

1. PUBLIC EMPLOYMENT PURSUANT TO GOVERNMENT CODE 54957(B) (1)  
Title: Chief Financial Officer
  
2. CONFERENCE WITH LEGAL COUNSEL-EXISTING LITIGATION  
Paragraph (1) of subdivision (d) of Government Code Section 54956.9  
Name of case: Naseem Farooqi v. West Valley Water District et al.

WVWD

Minutes: 5/1/25

The Board adjourned the closed session at 7:45 p.m. to conduct the business portion of the meeting which commenced at 7:47 p.m. with all Board members present.

### Report out of Closed Session

General Counsel Ferre reported that the Board discussed the closed session items and no reportable action was taken.

### **PUBLIC PARTICIPATION**

Vice President Jenkins inquired if anyone from the public would like to speak on closed session items. No requests were received to speak, therefore Vice President Jenkins closed the public comment period.

### **CONSENT CALENDAR**

Motion to approve Consent Calendar item #1 - #9.

<b>RESULT:</b>	<b>ADOPTED [UNANIMOUS]</b>
<b>MOVER:</b>	Kelvin Moore
<b>SECONDER:</b>	Estevan Bennett
<b>AYES:</b>	Angela Garcia, Estevan Bennett, Daniel Jenkins, Kelvin Moore
<b>ABSENT:</b>	Gregory Young

1. April 17, 2025 Regular Board Meeting Minutes
2. Change Order No. 8 with PCL Construction Inc. for the Oliver P. Roemer Water Filtration Facility Upgrade and Expansion Project
3. Approval of the Employment Agreement for Chief Financial Officer
4. Approve Contract for Wrought Iron Fence Topper and Gates at Zone 6 Reservoir Complex
5. Purchase Order Report - March 2025
6. Treasurer's Report - February 2025
7. Monthly Revenue and Expenditures Report - March 2025
8. Monthly Cash Disbursements Report - March 2025
9. Funds Transfer Report - March 2025

WVWD

Minutes: 5/1/25

## BUSINESS MATTERS

1. Adopt Ordinance No. 90 Titled - An Ordinance of the Board of Directors of the West Valley Water District Instituting a Cross-Connection Control Program to Protect the Public Water

Presentation was given by Director of Operations Chan.

There was no discussion on this item.

Motion to adopt Ordinance No. 90 Titled - An Ordinance of the Board of Directors of the West Valley Water District Instituting a Cross-Connection Control Program to Protect the Public Water.

<b>RESULT:</b>	<b>APPROVED [UNANIMOUS]</b>
<b>MOVER:</b>	Kelvin Moore
<b>SECONDER:</b>	Estevan Bennett
<b>AYES:</b>	Angela Garcia, Estevan Bennett, Daniel Jenkins, Kelvin Moore
<b>ABSENT:</b>	Gregory Young

2. Discussion of CSDA Legislative Days and Options for Legislative Advocacy Meetings

Presentation was given by Manager of Public Outreach and Government Affairs Pantaleon.

Discussion included Director Bennett and Director Moore attending CSDA Legislative Days, and the desire to have a separate legislative trip in June with Vice President Jenkins and Director Garcia to attend.

### **REPORTS - LIMITED TO 5 MINUTES MAXIMUM (Presentations or handouts must be provided to Board Members in advance of the Board Meeting).**

#### **1. Board Committee Reports**

Director Bennett gave an Engineering, Operations, and Planning Committee update.

Director Garcia gave an External Affairs Committee update

#### **3. Board Members**

Director Garcia reported on her attendance at the CSDA Leadership Academy, Earth Day, Scouting FBR tour event, and IEWorks Board meeting.

Director Bennett also reported on his attendance at the CSDA Leadership Academy, and Rialto Unified School District Ritz event.

Director Moore reported on his attendance at the Cucamonga Water Front Country facilities tour, Earth Day, Rialto Unified School District Ritz event.

Vice President Jenkins reported on his attendance at the Cucamonga Water Front Country facilities tour, and Earth Day.

WVWD

Minutes: 5/1/25

**3. General Manager**

General Manager Thiel provided an update on recruitment and reported on his initiative to build a process for requesting additional staff or resources.

**4. Legal Counsel**

None.

**5. Government & Legislative Affairs**

Manager of Public Outreach and Government Affairs Pantaleon and Public Outreach and Government Affairs Representative Medina gave a legislative, community partnership, and a community outreach update.

**6. Board Secretary**

Board Secretary Dominguez provided an update on upcoming Board meetings and events. Direction was given to move the June 19<sup>th</sup> meeting to the 26<sup>th</sup> and reschedule the Engineering, Operations and Planning Committee to the 25<sup>th</sup>.

Director Bennett, requested the Board approve his attendance at a youth organization fund raising event.

Attorney Ferre, clarified that the events attended where Board members represent the District should have a nexus to water or our service. Discussion included clarification that Director Bennett should consider returning with a request after there is an established relationship and nexus to water.

**ADJOURN**

Vice President Jenkins wished his sister a happy birthday and adjourned the meeting at 8:26 p.m.

**ATTEST:**

---

**Elvia Dominguez, Board Secretary**





## STAFF REPORT

**DATE:** June 5, 2025  
**TO:** Board of Directors  
**FROM:** Joanne Chan, Director of Operations  
**SUBJECT:** Water Quality Report

---

### **STRATEGIC GOAL:**

Strategic Goal 7 – Realize Health, Safety, and Regulatory Compliance  
A. Prepare for and Comply with Evolving Water Regulations

### **MEETING HISTORY:**

5/22/25 External Affairs Committee  
5/22/25 Engineering, Operations and Planning Committee

### **BACKGROUND:**

In 1996, Congress amended the Safe Drinking Water Act (SDWA), adding a requirement that water systems deliver to their customers a brief annual water quality report, similar to the Annual Water Quality Report (AWQR) that California water systems began distributing in 1990. However, the Consumer Confidence Report, also known as the Water Quality Report (WQR), consists of regulatory requirements that are more specific and detailed in terms of content and format than those for the AWQR. These WQRs summarize information that the West Valley Water District's (District) water system already collects to comply with regulations.

The State Water Resources Control Board (SWRCB), Division of Drinking Water (DDW) provides a reference manual for preparing the WQR annually. It explains the requirements for report content, format and distribution required for conformance with the California Code of Regulations Title 22, Chapter 15, Article 20 and California Health and Safety Code (HSC) §116470.

### **DISCUSSION:**

The District is responsible for providing high quality drinking water supply to the communities the District serves. Customers have the right to know what is in their drinking water and where it comes from. WQRs help consumers make informed choices that affect the health of themselves and their families. This report also encourages consumers to consider and appreciate the challenges of delivering safe drinking water. Educated consumers are more likely to help protect their drinking water sources and to understand the true costs of safe drinking water.

Data collected between January 1 and December 31, 2024 must be reported in the 2024 WQR, which is due to customers by July 1, 2025. Attached as **Exhibit A** is the 2024 Water Quality Report. Good faith efforts must be made to reach each customer, including non-paying customers such as apartment renters. In order to meet this requirement, the District will have the WQR posted on the website, notified customers by email, social media and/or mailers by July 1, 2025.

**FISCAL IMPACT:**

This item is included in the Fiscal Year 2024/25 Operating Budget GL 100-5615-536-5473 title "Miscellaneous/Permits & Fees" for printing.

**REQUESTED ACTION:**

Receive and file the report.

**Attachments**

[Exhibit A - 2024 Water Quality Report.pdf](#)



# EXHIBIT A

# 2024 WATER QUALITY REPORT



This is a Consumer Confidence Report that summarizes the quality of the water that West Valley Water District provided in 2024.

This report was prepared May 2025.



# TABLE OF CONTENTS

About the District..... page 2

District at a Glance.....page 3

Water Systems Information.....page 4

Sources of Water.....page 6

Definitions.....page 7

Water Quality Results.....page 8

Educational Information.....page 21

Commitment To Community.....page 23

Commitment To the Future.....page 24

Community Resources.....page 25

For the Kids.....page 26



**John Thiel**  
General Manager

## Dear Neighbor,

Your trust in the safety and reliability of your drinking water is something we take very seriously at West Valley Water District (WVWD). As General Manager, I want you to know that providing clean, high-quality water to you and your family is not just our mission—it's our commitment.

I'm proud to share that, once again, WVWD met or exceeded all state regulatory standards for water quality in 2024. This achievement reflects the hard work and dedication of our entire team and our ongoing commitment to maintaining a reliable and resilient water system. As a public utility, this is your water system—and we are honored to manage it on your behalf.

At WVWD, our mission is to provide clean, high-quality, reliable, cost-effective, and sustainable water services to every community we serve. Looking ahead, we will continue to invest in our infrastructure, our workforce, and our region to ensure we meet the evolving needs of our customers today and for generations to come.

I invite you to review our **2024 Annual Water Quality Report**, which details our water quality performance, treatment processes, sources of supply, and community programs—including conservation, education, and system improvements. If you have any questions about the report or your water, please contact our Water Quality Department at (909) 875-1804.

Thank you for placing your trust in us and for taking an interest in your water and your community.

## DISTRICT MANAGEMENT

**John Thiel**  
General Manager

**Linda Jadeski**  
Assistant General Manager

**Joanne Chan**  
Director of Operations

**Rocky Welborn**  
Director of Engineering

**Jon Stephenson**  
Director of General Services

## BOARD OF DIRECTORS

**Greg Young**  
President, Division 5

**Dan Jenkins**  
Vice President, Division 2

**Angela Garcia**  
Director, Division 1

**Kelvin Moore**  
Director, Division 3

**Estevan Bennett**  
Director, Division 4

## OUR COMMITMENT

### MISSION

The West Valley Water District provides our community with high-quality and reliable water service in a cost-effective and sustainable manner.

### VISION

The West Valley Water District will be a model for innovation and sustainability, with a commitment to our growing communities and our employees.

## West Valley Water District Staff





# WEST VALLEY WATER DISTRICT *at a Glance*

## Service to Community

Over 70 years of providing high quality and reliable water to our customers.



**402**  
Miles of Pipeline



**7**  
Treatment Sites



**26**  
Storage Tanks



**23**  
Groundwater Wells



**88**  
Water Professionals

## Over 100,000 Served

Trusted by over 100,000 customers to keep the water flowing.

## 32 Square Miles

Providing water to 25,800 Inland Empire homes and businesses.

## Our Values

### Innovation

WVWD fosters innovation, creativity, and ingenuity as we constantly seek to strengthen our services, programs, and practices.

### Regional Partner

WVWD is a proactive leader and partner in regional collaboration projects and programs that improve our community and the water supply.

### Preferred Workplace

WVWD offers an empowering work environment that promotes diversity, equity, and inclusion where employees can succeed.

### Public Trust & Integrity

WVWD fosters a culture of openness, transparency, and accountability to our community and stakeholders.

### Sustainability

WVWD is committed to innovative solutions that support the long-term success of our organization.

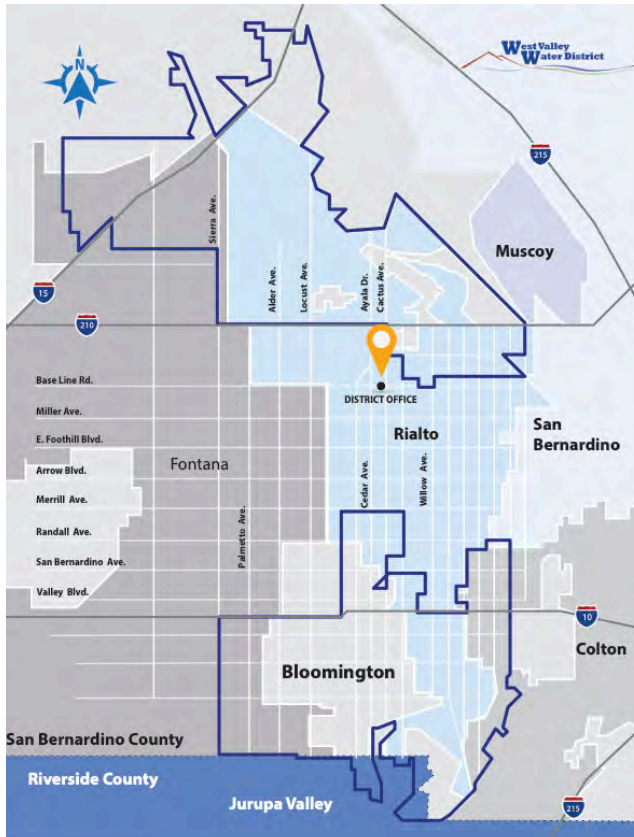


### Serving the communities of:

Bloomington, Colton, Fontana, Jurupa Valley, Rialto and Unincorporated San Bernardino County



# Water Systems Information



At West Valley Water District (WVWD), our mission is to provide our community with high-quality and reliable water service in a cost-effective and sustainable manner.

WVWD is a Special District governed by a five-member Board of Directors providing retail water to approximately 104,498 customers with over 25,800 commercial and residential service connections. WVWD serves quality drinking water to portions of Rialto, Colton, Fontana, Bloomington, and portions of the unincorporated area of San Bernardino County and a portion of city of Jurupa Valley in Riverside County.

The goal of our Annual Water Quality Report (WQR) is to inform our customers about the quality of our drinking water, the sources of our water, any monitored contaminants found in drinking water, and whether our system meets state and federal drinking water standards. Our water quality data is submitted to the State Water Resources Control Board, Division of Drinking Water (DDW), in order to monitor our compliance for all regulatory standards and assure high quality drinking water is consistently delivered directly to our customers.

Last year, as in years past, **your tap water met all U.S. EPA and State drinking water health standards.** West Valley Water District vigilantly safeguards its water supplies and, once again, we are proud to report that our system has never violated a maximum contaminant level or any other water quality standard.

This brochure is a snapshot of last year's water quality. Included are details about where your water comes from, what it contains, and how it compares to State standards. We are committed to providing you with information because informed customers are our best allies.

## Contact Information

If you have any questions regarding the contents of this report or regarding water quality, please contact:

**Janet Harmon**

Water Quality Supervisor  
(909) 875-1804 ext. 371

**Jesse Becerra**

Water Quality Specialist  
(909) 875-1804 ext. 372.

## Public Participation

Public involvement is central to ensuring that we are meeting the highest water supply, water quality, and customer service standards. We welcome your input; please see below for ways you can be involved with West Valley Water District.

Click on the links below to view content and schedules.

**MEETINGS** | [www.wvwd.org/meetings](http://www.wvwd.org/meetings) **SITIO WEB** | [www.wvwd.org](http://www.wvwd.org)

## Información para personas que no hablan inglés

Este informe contiene información muy importante sobre su agua para beber. Favor de comunicarse West Valley Water District a 855 W. Base Line Rd., Rialto, CA 92376 para asistirlo en español.

# SOURCE WATER ASSESSMENT

Between 2002 and 2008, WVWD, the California Department of Public Health conducted Source Water Assessments (SWA) of all our drinking water wells and surface water received at the Oliver P. Roemer Surface Water Treatment Plant.

As a result of the SWA, the following six water quality characteristics are being closely monitored; however, no contaminants have been detected above the Maximum Contaminant Levels (MCL) set by the State Water Resources Control Board (State Water Board).

## Fecal Coliform and E. Coli Bacteria

Heavy recreational activities in both Lytle Creek and Lake Silverwood during warm summer months increase the vulnerability.

## Methyl Tert- Butyl Ether (MTBE)

Sources located near gasoline service stations and underground gas storage tanks are vulnerable. A MTBE plume is leaching from the Colton Gasoline Storage Terminal.

## Volatile Organic Chemicals (VOCs) and Synthetic Organic Chemicals (SOCs)

All WVWD groundwater wells were determined to be vulnerable to both VOCs and SOCs.

## Perchlorate

Detected at low levels in four groundwater wells (Wells 11, 18A, 41, 42). All of these wells are primary water sources and have treatment systems installed. It is believed that the likely sources for perchlorate originate from former manufactures of rocket fuel/fireworks and fertilizer. The effected wells have ion exchange systems installed for perchlorate removal.

## Nitrate

Some groundwater wells are vulnerable. Nitrate contamination is the result of leaching septic systems and past citrus farming.

## Cryptosporidium

Microbial pathogen found in surface water throughout the U.S.



**To view completed source water assessments, you may visit our District office located at:**

**855 W Base Line Rd. Rialto, California, 92376  
or call (909) 875-1804.**



# SOURCES OF WATER



West Valley Water District obtains water from both local and imported sources to serve its customers and routinely tests for contaminants from these sources in accordance with Federal and State Regulations.

## LOCAL WATER

### Groundwater

39.1% of WVWD's water supply is from its own groundwater wells, located in four local basins:

- Bunker Hill Basin
- Lytle Creek Basin
- North Riverside Basin
- Rialto-Colton Basin

21.6% of WVWD's water supply consists of additional groundwater purchased from San Bernardino Valley Municipal Water District through the Baseline Feeder Project. This water also comes from local wells in the Bunker Hill Basin.

### Surface Water

28.2% of WVWD's water supply is surface water from Lytle Creek in the San Bernardino Mountains. This water is treated through WVWD's Oliver P. Roemer Water Filtration Facility.

## IMPORTED WATER

### State Water Project

11.1% of WVWD's water supply is surface water purchased from the State Water Project through San Bernardino Valley Municipal Water District.

This water is also treated through WVWD's Oliver P. Roemer Water Filtration Facility.





# DEFINITIONS



**Maximum Contaminant Level (MCL):** The highest level of a contaminant that is allowed in drinking water. Primary MCLs are set as close to the PHGs (or MCLGs) as is economically and technologically feasible. Secondary MCLs are set to protect the odor, taste, and appearance of drinking water.

**Maximum Contaminant Level Goal (MCLG):** This level of a contaminant in drinking water below which there is no known or expected risk to health. MCLGs are set by the U.S. Environmental Protection Agency.

**Public Health Goal (PHG):** The level of a contaminant in drinking water below, which there is no known or expected risk to health. PHGs are set by the California Environmental Protection Agency.

**Maximum Residual Disinfectant Level (MRDL):** The highest level of a disinfectant allowed in drinking water. There is convincing evidence that addition of a disinfectant is necessary for control of microbial contaminants.

**Maximum Residual Disinfectant Level Goal (MRDLG):** The level of a drinking water disinfectant below which there is no known or expected risk to health. MRDLGs do not reflect the benefits of the use of disinfectants to control microbial contaminants.

**Primary Drinking Water Standard (PDWS):** MCLs, MRDLs and treatment techniques (TTs) for contaminants that affect health, along with their monitoring and reporting requirements.

**Treatment Technique (TT):** A required process intended to reduce the level of a contaminant in drinking water.

**Nephelometric Turbidity Unit (NTU):** A measure of clarity of water. Turbidity greater than 5 NTU is just noticeable to the average person.

**Milligrams per Liter (mg/L):** Or parts per million (ppm) corresponds to 1 second in 11.5 days.

**Micrograms per Liter ( $\mu\text{g/L}$ ):** Or parts per billion (ppb) corresponds to 1 second in nearly 32 years.

**Nanograms per Liter (ng/L):** Or parts per trillion (ppt) corresponds to 1 second in nearly 32,000 years.

**Picograms per Liter (pg/L):** Or parts per quadrillion (ppq) corresponds to 1 second in nearly 32,000,000 years.

**Picocuries per Liter (pCi/L):** Measurement commonly used to measure radionuclides in water.

**Microsiemens per centimeter ( $\mu\text{S/cm}$ ):** A measure of conductivity.

**Threshold Odor Number (TON):** A measure of odor.

**Regulatory Action Level (AL):** The concentration of a contaminant which, if exceeded, triggers treatment or other requirements that a water system must follow.

**Running Annual Average (RAA):** The yearly average which is calculated every 3 months using the previous 12 months' data.

**Local Running Annual Average (LRAA):** The RAA at one sample location.

**Disinfection By-Product:** Compounds which are formed from mixing of organic or mineral precursors in the water with ozone, chlorine, or chloramine. Total Trihalomethanes and Haloacetic Acids are disinfection by-products.

**Secondary Drinking Water Standard (Secondary Standard):** MCLs for contaminants that do not affect health but are used to monitor the aesthetics of the water.

**Notification Level (NL):** Health-based advisory levels established by the State Water Board for chemicals in drinking water that lack MCLs.

**90th Percentile:** The value in a data set in which 90 percent of the set is less than or equal to this value. The Lead and Copper Rule uses the 90th percentile to comply with the Action Level.

# 2024 West Valley Water District Water Quality Report - Distribution System

Parameter	Sample Date	Units	MCL	PHG (MCLG)	Result Type	Results	Violation Yes/No	Major Sources in Drinking Water	Health Effects
-----------	-------------	-------	-----	------------	-------------	---------	------------------	---------------------------------	----------------

## PRIMARY STANDARDS - Mandatory Health-Related Standards

### Microbiological Contaminants

Total Coliform Bacteria	2024	%	5	(0)	Maximum Monthly Positive Samples	1	No	Naturally present in the environment.	Coliforms are bacteria that are naturally present in the environment and are used as an indicator that other, potentially harmful, waterborne pathogens may be present or that a potential pathway exists through which contamination may enter the drinking water distribution system. We found coliforms indicating the need to look for potential problems in water treatment or distribution. When this occurs, we are required to conduct assessment(s) to identify problems and to correct any problems that were found.
-------------------------	------	---	---	-----	----------------------------------	---	----	---------------------------------------	--

### Disinfection Byproducts, Disinfectant Residuals, and Disinfection Byproduct Precursors

Haloacetic Acids	2024	µg/L	LRAA = 60	N/A	Range Highest LRAA	ND - 16.6 10.0	No	Byproduct of drinking water disinfection.	Some people who drink water containing haloacetic acids in excess of the MCL over many years may have an increased risk of getting cancer.
Total Trihalomethanes	2024	µg/L	LRAA = 80	N/A	Range Highest LRAA	ND - 46.4 31.0	No	Byproduct of drinking water disinfection.	Some people who drink water containing trihalomethanes in excess of the MCL over many years may experience liver, kidney or central nervous system problems and have an increased risk of getting cancer.
Chlorine	2024	mg/L	MRDL = 4.0 (as Cl <sub>2</sub> )	MRDLG = 4.0 (as Cl <sub>2</sub> )	Range Highest RAA	0.33 - 2.14 1.25	No	Drinking water disinfectant added for treatment.	Some people who use water containing chlorine well in excess of the MRDL could experience irritating effects to their eyes and nose. Some people who drink water containing chlorine well in excess of the MRDL could experience stomach discomfort.

### Lead and Copper

Lead	2024	µg/L	AL=15	0.2	# of Sites Sampled # of Sites Over AL 90th Percentile (µg/L)	40 0 ND	No	Internal corrosion of household water plumbing systems; discharges from industrial manufacturers; erosion of natural deposits.	Infants and children who drink water containing lead in excess of the action level may experience delays in their physical or mental development. Children may show slight deficits in attention span and learning abilities. Adults who drink this water over many years may develop kidney problems or high blood pressure.
Copper	2024	mg/L	AL=1.3	0.3	# of Sites Sampled # of Sites Over AL 90th Percentile (mg/L)	40 0 0.18	No	Internal corrosion of household plumbing systems; erosion of natural deposits; leaching from wood preservatives.	Copper is an essential nutrient, but some people who drink water containing copper in excess of the action level over a relative short amount of time may experience gastrointestinal distress. Some people who drink water containing copper in excess of the action level over many years may suffer liver or kidney damage. People with Wilson's Disease should consult their personal doctor.

### Lead in Schools

Lead	2019	µg/L	AL = 15	0.2	# of Sites Sampled # of Sites Over AL 90th Percentile (µg/L) # of Schools Sampled	6 0 ND 1	No	Internal corrosion of household water plumbing systems; discharges from industrial manufacturers; erosion of natural deposits.	Infants and children who drink water containing lead in excess of the action level may experience delays in their physical or mental development. Children may show slight deficits in attention span and learning abilities. Adults who drink this water over many years may develop kidney problems or high blood pressure.
------	------	------	---------	-----	--	-------------------	----	--	---

# 2024 West Valley Water District Water Quality Report - Distribution System

Parameter	Sample Date	Units	MCL	PHG (MCLG)	Result Type	Results	Violation Yes/No	Major Sources in Drinking Water
-----------	-------------	-------	-----	------------	-------------	---------	------------------	---------------------------------

## SECONDARY STANDARDS - Aesthetic Standards <sup>1</sup>

Color	2024	Units	15	N/A	Range Average	NR ND	No	Naturally-occurring organic materials.
Specific Conductance	2024	µS/cm	1,600	N/A	Range Average	300-540 375	No	Substances that form ions when in water; seawater influence.
Odor Threshold	2024	TON	3	N/A	Range Average	NR 1	No	Naturally-occurring organic materials.
Turbidity	2024	NTU	5	N/A	Range Average	ND - 1.8 0.23	No	Soil runoff.



## OTHER PARAMETERS

pH	2024	pH Units	No Standard	N/A	Range Average	7.1 - 8.2 7.8	No	Characteristic of water.
Total Alkalinity (as CaCO <sub>3</sub> )	2024	mg/L	No Standard	N/A	Range Average	120 - 200 149	No	Naturally occurring.
Calcium	2024	mg/L	No Standard	N/A	Range Average	18-82 53	No	Erosion of salt deposits in soil and rock.

1. Compliance with secondary standards are based on a annual average. Values above the MCL are acceptable, as long as the average is below the MCL.

AL - Regulatory Action Level; LRAA - Locational Running Annual Average; MCL - Maximum Contaminant Level; MCLG - Maximum Contaminant Level Goal; MRDL - Maximum Residual Disinfectant Level; MRDLG - Maximum Residual Disinfectant Level Goal; ND - Non-Detected; NL - Notification Level; NR - No Range; N/A - Not Applicable; NTU - Nephelometric Turbidity Units; PHG - Public Health Goal; RAA - Running Annual Average; TON - Threshold Odor Number

**Note:** This Water Quality Report (WQR) reflects changes in drinking water regulatory requirements during 2024. These revisions add the requirements of the federal Revised Total Coliform Rule, effective since April 1, 2016, to the existing state Total Coliform Rule. The revised rule maintains the purpose to protect public health by ensuring the integrity of the drinking water distribution system and monitoring for the presence of microbials (i.e., total coliform and E.coli bacteria). The U.S. EPA anticipates greater public health protection as the rule requires water systems that are vulnerable to microbial contamination to identify and fix problems. Water systems that exceed a specified frequency of total coliform occurrences are required to conduct an assessment to determine if any sanitary defects exist. If found, these must be corrected by the water system. The state Revised Total Coliform Rule became effective July 1, 2021.



# 2024 West Valley Water District Water Quality Report - Baseline Feeder and Groundwater Wells

Parameter	Sample Date	Units	MCL	PHG (MCLG)	Result Type	RESULTS		Violation Yes/No	Major Sources in Drinking Water	Health Effects
						Baseline Feeder <sup>3</sup>	Wells			
<b>PRIMARY STANDARDS - Mandatory Health-Related Standards</b>										
<b>Microbiological Contaminants</b>										
Total Coliform Bacteria	2024	%	5	(0)	Maximum Monthly Positive Samples	0	0	No	Naturally present in the environment.	Coliforms are bacteria that are naturally present in the environment and are used as an indicator that other, potentially harmful, waterborne pathogens may be present or that a potential pathway exists through which contamination may enter the drinking water distribution system. We found coliforms indicating the need to look for potential problems in water treatment or distribution. When this occurs, we are required to conduct assessment(s) to identify problems and to correct any problems that were found.
<b>Radioactive Contaminants</b>										
Gross Alpha Particle Activity	2021-2024	pCi/L	15	(0)	Range Average	3.3 -3.5 3.4	ND-2.6 1.3	No	Erosion of natural deposits.	Certain minerals are radioactive and may emit a form of radiation known as alpha radiation. Some people who drink water containing alpha emitters in excess of the MCL over many years may have an increased risk of getting cancer.
Radium-226	2021-2022	pCi/L	5.0	0.05	Range Average	NR ND	NR 0.89	No	Erosion of natural deposits.	Some people who drink water containing radium 226 or radium 228 in excess of the MCL over many years may have an increased risk of getting cancer
Radium-228	2021-2022	pCi/L	5.0	0.019	Range Average	NR 2.4	NR 0.32	No	Erosion of natural deposits.	Some people who drink water containing uranium in excess of the MCL over many years may have kidney problems or an increased risk of getting cancer.
Uranium	2021-2022	pCi/L	20	0.43	Range Average	1.8-3.2 2.5	NR 2.0	No	Erosion of natural deposits.	Some people who drink water containing uranium in excess of the MCL over many years may have kidney problems or an increased risk of getting cancer.
<b>Inorganic Contaminants</b>										
Arsenic	2024	µg/L	10	0.004	Range Average	ND-2.6 1.4	0.38 -7.6 <sup>4</sup> 3.6	No	Erosion of natural deposits; runoff from orchards; glass and electronics production wastes.	Some people who drink water containing arsenic in excess of the MCL over many years may experience skin damage or circulatory system problems, and may have an increased risk of getting cancer.
Chromium (hexavalent)	2024	µg/L	10	0.02	Range Average	0.58-3.1 1.8	1.6-1.7 1.7	No	Erosion of natural deposits; transformation of naturally occurring trivalent chromium to hexavalent chromium by natural processes and human activities such as discharges from electroplating factories, leather tanneries, wood preservation, chemical synthesis, refractory production, and textile manufacturing facilities.	Some people who drink water containing hexavalent chromium in excess of the MCL over many years may have an increased risk of getting cancer.
Flouride	2023-2024	mg/L	2.0	1.0	Range Average	0.29-0.34 0.32	0.29-0.34 0.30	No	Erosion of natural deposits; water additive that promotes strong teeth; discharge from fertilizer and aluminum factories.	Some people who drink water containing fluoride in excess of the federal MCL of 4 mg/L over many years may get bone disease, including pain and tenderness of the bones. Children who drink water containing fluoride in excess of the state MCL of 2 mg/L may get d teeth.
Nitrate as Nitrogen	2024	mg/L	10	10	Range Average	1.1-4.6 3.3	0.47-3.5 1.7	No	Runoff and leaching from fertilizer use; leaching from septic tanks and sewage; erosion of natural deposits.	Infants below the age of six months who drink water containing nitrate in excess of the MCL may quickly become seriously ill and, if untreated, may die because high nitrate levels can interfere with the capacity of the infant's blood to carry oxygen. Symptoms include shortness of breath and blueness of the skin. High nitrate levels may also affect the oxygen-carrying ability of the blood of pregnant women.

# 2024 West Valley Water District Water Quality Report - Baseline Feeder and Groundwater Wells

Parameter	Sample <sup>1</sup> Date	Units	MCL	PHG (MCLG)	Result Type	RESULTS		Violation Yes/No	Major Sources in Drinking Water	Health Effects
						Baseline Feeder <sup>3</sup>	Wells			

## PRIMARY STANDARDS - Mandatory Health-Related Standards

### Inorganic Contaminants

Perchlorate	2023-2024	µg/L	6.0	1.0	Range Average	ND - 0.59 ND	NR ND	No	Perchlorate is an inorganic chemical used in solid rocket propellant, fireworks, explosives, flares, matches and a variety of industries. It usually gets into drinking water as a result of environmental contamination from historic aerospace or other industrial operations that used or use, store, or dispose of perchlorate	Perchlorate has been shown to interfere with uptake of iodide by the thyroid gland, and to thereby reduce the production of thyroid hormones, leading to adverse effects associated with inadequate hormone levels. Thyroid hormones are needed for normal prenatal growth and development of the fetus, as well as for normal growth and development in the infant and child. In adults thyroid hormones are needed for normal metabolism and mental function.
-------------	-----------	------	-----	-----	---------------	-----------------	----------	----	--	---

### Disinfection Byproducts, Disinfectant Residuals, and Disinfection Byproduct Precursors

Chlorine	2024	mg/L	MRDL = 4.0 (as Cl <sub>2</sub> )	MRDLG = 4.0 (as Cl <sub>2</sub> )	Range Average	0.90-1.78 1.40	N/A N/A	No	Drinking water disinfectant added for treatment.	Some people who use water containing chlorine in excess of the MRDL could experience irritating effects to their eyes and nose. Some people who drink water containing chlorine well in excess of the MRDL could experience stomach discomfort.
----------	------	------	-------------------------------------	--------------------------------------	---------------	-------------------	------------	----	--	---

Parameter	Sample Date	Units	MCL	PHG (MCLG)	Result Type	RESULTS		Violation Yes/No	Major Sources in Drinking Water
						Baseline Feeder <sup>3</sup>	Wells		

## SECONDARY STANDARDS - Aesthetic Standards<sup>2</sup>

### Typical Source of Contaminant

Chloride	2023-2024	mg/L	500	N/A	Range Average	6.3 -21 12	2.5-8.2 4.5	No	Runoff/leaching from natural deposits; seawater influence.
Specific Conductance	2023-2024	µS/cm	1,600	N/A	Range Average	490-550 523	300-510 376	No	Substances that form ions when in water; seawater influence.
Color	2024	Units	15	N/A	Range Average	NR ND	ND-7.5 ND	No	Naturally-occurring organic materials.
Methyl tert-butyl ether (MTBE)	2024	µg/L	5	N/A	Range Average	NR ND	ND-7.3 <sup>4</sup> 0.88	No	Leaking underground storage tanks; discharge from petroleum and chemical factories.
Odor Threshold	2024	TON	3	N/A	Range Average	ND-1 1	NR 1	No	Naturally-occurring organic materials.
Sulfate	2023-2024	mg/L	500	N/A	Range Average	49-52 51	10-47 21	No	Runoff/leaching from natural deposits; industrial wastes.
Total Dissolved Solids	2023-2024	mg/L	1,000	N/A	Range Average	260-360 317	190-330 240	No	Runoff/leaching from natural deposits.
Turbidity	2024	NTU	5	N/A	Range Average	ND-1.2 0.28	ND - 2.7 0.18	No	Soil runoff.

## OTHER PARAMETERS

pH	2023-2024	pH Units	No Standard	N/A	Range Average	7.8-7.9 7.9	7.5-8.0 7.7	No	Characteristic of water.
Total Alkalinity (as CaCO <sub>3</sub> )	2023-2024	mg/L	No Standard	N/A	Range Average	190-210 200	140-200 159	No	Naturally occurring.
Calcium	2023-2024	mg/L	No Standard	N/A	Range Average	76-79 77	47-78 58	No	Erosion of salt deposits in soil and rock.
Hardness	2023-2024	mg/L	No Standard	N/A	Range Average	240-250 247	140-240 177	No	Hardness is the sum of polyvalent cations present in the water, generally magnesium and calcium. The cations are usually naturally occurring.
Magnesium	2023-2024	mg/L	No Standard	N/A	Range Average	12-15 13	6.1-12 8.1	No	Erosion of salt deposits in soil and rock.
Sodium	2023-2024	mg/L	No Standard	N/A	Range Average	14-18 16	9.2-16 12	No	Sodium refers to the salt present in the water and is generally naturally occurring.



# 2024 West Valley Water District Water Quality Report - Baseline Feeder and Groundwater Wells

Parameter	Sample Date <sup>1</sup>	Units	Notification Level	Response Level	Result Type	RESULTS		Violation Yes/No	Major Sources in Drinking Water	Health Effects
						Baseline Feeder <sup>3</sup>	Wells			

## PFAS

Perfluorobutane sulfonic acid [PFBS] <sup>7</sup>	2024	ng/L	500	N/A	Range Average	NR ND	ND -3.6 1.5	No	Industrial facilities, landfills, treatment plants, stain-resistant carpeting, nonstick cookware, grease and waterproof food packaging, fabric softeners, waterproof clothing, cosmetics.	Perfluorobutane sulfonic acid exposures resulted in decreased thyroid hormone in pregnant female mice.
Perfluorohexane Sulfonic Acid [PFHxS] <sup>7</sup>	2024	ng/L	3.0	N/A	Range Average	NR ND	ND-0.68 0.22	No	Industrial facilities, landfills, treatment plants, stain-resistant carpeting, nonstick cookware, grease and waterproof food packaging, fabric softeners, waterproof clothing, cosmetics.	Perfluorohexane sulfonic acid exposures resulted in decreased total thyroid hormone in male rats.
Perfluorooctanoic Acid [PFOA]	2024	ng/L	5.1	0.007	Range Average	NR ND	ND-2.5 ND	No	Industrial facilities, landfills, treatment plants, stain-resistant carpeting, nonstick cookware, grease and waterproof food packaging, fabric softeners, waterproof clothing, cosmetics.	Perfluorooctanoic acid exposures resulted in increased liver weight and cancer in laboratory animals.
Perfluorooctanesulfonic Acid [PFOS]	2024	ng/L	6.5	1.0	Range Average	NR ND	ND-1.5 ND	No	Industrial facilities, landfills, treatment plants, stain-resistant carpeting, nonstick cookware, grease and waterproof food packaging, fabric softeners, waterproof clothing, cosmetics.	Perfluorooctanesulfonic acid exposures resulted in immune suppression and cancer in laboratory animals.

## DDW General Order 2022-0001-DDW PFAS Monitoring<sup>9</sup>

### Department of Drinking Water PFAS Monitoring

Perfluorobutane sulfonic acid [PFBS] <sup>7</sup>	2024	ng/L	500	5,000	Range Average	ND-4.8 2.1		No	Industrial facilities, landfills, treatment plants, stain-resistant carpeting, nonstick cookware, grease and waterproof food packaging, fabric softeners, waterproof clothing, cosmetics.	Perfluorobutane sulfonic acid exposures resulted in decreased thyroid hormone in pregnant female mice.
Perfluorohexane Sulfonic Acid [PFHxS] <sup>7</sup>	2024	ng/L	3.0	20	Range Average	ND-22 <sup>9</sup> 8.0		No	Industrial facilities, landfills, treatment plants, stain-resistant carpeting, nonstick cookware, grease and waterproof food packaging, fabric softeners, waterproof clothing, cosmetics.	Perfluorohexane sulfonic acid exposures resulted in decreased total thyroid hormone in male rats.
Perfluorooctanoic Acid [PFOA]	2024	ng/L	QRAA = 5.1	QRAA = 10	Range QRAA	ND-5.1 3.9		No	Industrial facilities, landfills, treatment plants, stain-resistant carpeting, nonstick cookware, grease and waterproof food packaging, fabric softeners, waterproof clothing, cosmetics.	Perfluorooctanoic acid exposures resulted in increased liver weight and cancer in laboratory animals.
Perfluorooctanesulfonic Acid [PFOS]	2024	ng/L	QRAA = 6.5	QRAA = 40	Range QRAA	ND-3.0 2.6		No	Industrial facilities, landfills, treatment plants, stain-resistant carpeting, nonstick cookware, grease and waterproof food packaging, fabric softeners, waterproof clothing, cosmetics.	Perfluorooctanesulfonic acid exposures resulted in immune suppression and cancer in laboratory animals.

## EPA National Primary Drinking Water Proposal Hazard Index

PFAS Compounds-Hazard Index <sup>8</sup>	2024	N/A	HI=1	N/A	Range RAA	ND-2.5 ND		No		
--	------	-----	------	-----	-----------	--------------	--	----	--	--

# 2024 West Valley Water District Water Quality Report - Baseline Feeder and Groundwater Wells

Parameter	Sample Date <sup>1</sup>	Units	Notification Level	Response Level	Result Type	RESULTS		Violation Yes/No	Major Sources in Drinking Water
						Baseline Feeder <sup>3</sup>	Wells		
<b>UNREGULATED CONTAMINANT MONITORING<sup>5</sup></b>									
<b>Fifth Unregulated Contaminant Monitoring Rule (UCMR5)</b>									

<b>Lithium</b>	<b>2023</b>	<b>µg/L</b>	<b>N/A</b>	<b>N/A</b>	<b>Range Average</b>	<b>NR ND</b>	<b>NR ND</b>	<b>No</b>	<b>Lithium can be obtained from brine deposits in salt lakes and is used in the cathodes of lithium-ion batteries.</b>
----------------	-------------	-------------	------------	------------	----------------------	------------------	------------------	-----------	--

<b>PFAS Compounds</b>	<b>2023</b>	<b>µg/L</b>	<b>N/A</b>	<b>N/A</b>	<b>Range Average</b>	<b>NR ND</b>	<b>NR ND</b>	<b>No</b>	<b>Industrial facilities, landfills, treatment plants, stain-resistant carpeting, nonstick cookware, grease and waterproof food packaging, fabric softeners, waterproof clothing, cosmetics.</b>
-----------------------	-------------	-------------	------------	------------	----------------------	------------------	------------------	-----------	--

1. The State allows us to monitor for some contaminants less than once per year because the concentrations of these contaminants do not change frequently. Some of our data, though representative, are more than one year old. For sample points that were monitored during the current reporting year, the current reporting year data was used. If a sampling point did not have monitoring data for the reporting year, the most current data was used. Contaminant results are based on the most current data for each sampling point.

2. Compliance with secondary standards are based on an annual average. Values above the MCL are acceptable, as long as the average is below the MCL.

3. Baseline Feeder includes sample stations, North and South Wells, Rialto Well 4A and Encanto Booster.

4. Well was flushed to waste during this reporting period.

5. Unregulated contaminant monitoring helps U.S. EPA and the State Water Resources Control Board to determine where certain contaminants occur and whether the contaminants need to be regulated.

6. State Water Resources Control Board Department of Drinking Water, DDW General Order 2022-0001-DDW, effective January 1, 2023, requires PFAS monitoring for Wells 11, 18A, 42 and Rialto Well 6 prior to treatment.

7. Single or confirmed sample.

8. EPA proposes the Hazard Index (HI) be calculated based on the following calculation: Hazard Index =  $([GenXwater][10 \text{ ppt}]) + ([PFBSwater][2000 \text{ ppt}]) + ([PFNAwater][10 \text{ ppt}]) + ([PFHxSwater][9.0 \text{ ppt}])$ .


9. Well flushed to waste. Average of confirmation samples = 18.25 ng/L.

AL - Regulatory Action Level; LRAA - Locational Running Annual Average; MCL - Maximum Contaminant Level; MCLG - Maximum Contaminant Level Goal; MRDL - Maximum Residual Disinfectant Level; MRDLG - Maximum Residual Disinfectant Level Goal; ND - Non-Detected; NL - Notification Level; NR - No Range; N/A - Not Applicable; NTU - Nephelometric Turbidity Units; PHG - Public Health Goal; QRAA - Quarterly Running Annual Average; RAA - Running Annual Average; TON - Threshold Odor Number



# 2024 West Valley Water District Water Quality Report - Surface Water

Parameter	Sample <sup>1</sup> Date	Units	MCL	PHG (MCLG)	Result Type	RESULTS		Violation Yes/No	Major Sources in Drinking Water	Health Effects
						Lytle Creek	State Water Project			
<b>PRIMARY STANDARDS - Mandatory Health-Related Standards</b>										
<b>Microbiological Contaminants</b>										
Total Coliform Bacteria <sup>3</sup>	2024	%	5	(0)	Maximum Monthly Positive Samples	0	0	No	Naturally present in the environment.	Coliforms are bacteria that are naturally present in the environment and are used as an indicator that other, potentially harmful, waterborne pathogens may be present or that a potential pathway exists through which contamination may enter the drinking water distribution system. We found coliforms indicating the need to look for potential problems in water treatment or distribution. When this occurs, we are required to conduct assessment(s) to identify problems and to correct any problems that were found.
<b>Radioactive Contaminants</b>										
Gross Alpha Particle Activity	2022	pCi/L	15	(0)	Range Average	NR 2.8	NR 2.6	No	Erosion of natural deposits.	Certain minerals are radioactive and may emit a form of radiation known as alpha radiation. Some people who drink water containing alpha emitters in excess of the MCL over many years may have an increased risk of getting cancer.
<b>Inorganic Contaminants</b>										
Arsenic	2024	µg/L	10	0.004	Range Average	NR 1.9	1.2-2.8 1.9	No	Erosion of natural deposits; runoff from orchards; glass and electronics production wastes.	Some people who drink water containing arsenic in excess of the MCL over many years may experience skin damage or circulatory system problems, and may have an increased risk of getting cancer.
Chromium (hexavalent)	2024	µg/L	10	0.02	Range Average	NR 0.19	NR ND	No	Erosion of natural deposits; transformation of naturally occurring trivalent chromium to hexavalent chromium by natural processes and human activities such as discharges from electroplating factories, leather tanneries, wood preservation, chemical synthesis, refractory production, and textile manufacturing facilities.	Some people who drink water containing hexavalent chromium in excess of the MCL over many years may have an increased risk of getting cancer.
Flouride	2024	mg/L	2.0	1.0	Range Average	NR 0.27	NR 0.076	No	Erosion of natural deposits; water additive that promotes strong teeth; discharge from fertilizer and aluminum factories.	Some people who drink water containing flouride in excess of the federal MCL of 4 mg/L over many years may get bone disease, including pain and tenderness of the bones. Children who drink water containing flouride in excess of the state MCL of 2 mg/L may get mottled teeth.
Nitrate as Nitrogen	2024	mg/L	10	10	Range Average	0.20-0.32 0.26	0.16-0.65 0.38	No	Runoff and leaching from fertilizer use; leaching from septic tanks and sewage; erosion of natural deposits.	Infants below the age of six months who drink water containing nitrate in excess of the MCL may quickly become seriously ill and, if untreated, may die because high nitrate levels can interfere with the capacity of the infant's blood to carry oxygen. Symptoms include shortness of breath and blueness of the skin. High nitrate levels may also affect the oxygen-carrying ability of the blood of pregnant women.





# 2024 West Valley Water District Water Quality Report - Surface Water

Parameter	Sample <sup>1</sup> Date	Units	MCL	PHG (MCLG)	Result Type	RESULTS		Violation Yes/No	Major Sources in Drinking Water
						Lytle Creek	State Water Project		
<b>SECONDARY STANDARDS - Aesthetic Standards<sup>2</sup></b>									
<b>Typical Source of Contaminant</b>									
Aluminum	2024	µg/L	200	N/A	Range Average	NR 39	46 - 380 <sup>4</sup> 104	No	Erosion of natural deposits; residual from some surface water treatment processes.
Chloride	2024	mg/L	500	N/A	Range Average	NR 1.2	NR 43	No	Runoff/leaching from natural deposits; seawater influence.
Specific Conductance	2024	µS/cm	1,600	N/A	Range Average	NR 330	NR 360	No	Substances that form ions when in water; seawater influence.
Color	2024	Units	15	N/A	Range Average	NR ND	NR 5	No	Naturally-occurring organic materials.
Manganese	2024	mg/L	50	N/A	Range Average	NR 1.2	7.4-34 18	No	Leaching from natural deposits.
Odor Threshold	2024	TON	3	N/A	Range Average	NR 1	NR 1	No	Naturally-occurring organic materials.
Sulfate	2024	mg/L	500	N/A	Range Average	NR 16	NR 29	No	Runoff/leaching from natural deposits; industrial wastes.
Total Dissolved Solids	2024	mg/L	1,000	N/A	Range Average	NR 220	NR 200	No	Runoff/leaching from natural deposits.
Turbidity	2024	NTU	5	N/A	Range Average	NR 0.54	NR 1.8	No	Soil runoff.

## OTHER PARAMETERS

pH	2024	pH Units	No Standard	N/A	Range Average	7.1-7.8 7.4	7.1-7.8 7.6	No	Characteristic of water.
Total Alkalinity (as CaCO <sub>3</sub> )	2024	mg/L	No Standard	N/A	Range Average	130-170 151	61-76 69	No	Naturally occurring.
Calcium	2024	mg/L	No Standard	N/A	Range Average	NR 48	NR 20	No	Erosion of salt deposits in soil and rock.
Hardness	2024	mg/L	No Standard	N/A	Range Average	NR 150	NR 84	No	Hardness is the sum of polyvalent cations present in the water, generally magnesium and calcium. The cations are usually naturally occurring.
Magnesium	2024	mg/L	No Standard	N/A	Range Average	NR 6.7	NR 8.6	No	Erosion of salt deposits in soil and rock.
Sodium	2024	mg/L	No Standard	N/A	Range Average	NR 6.7	NR 38	No	Sodium refers to the salt present in the water and is generally naturally occurring.

# 2024 West Valley Water District Water Quality Report - Surface Water

Parameter	Sample Date <sup>1</sup>	Units	Notification Level	Response Level	Result Type	RESULTS		Violation Yes/No	Major Sources in Drinking Water	Health Effects
						Lytle Creek	State Water Project			
<b>PFAS</b>										
Perfluorobutane sulfonic acid [PFBS] <sup>5</sup>	2024	ng/L	500	N/A	Range Average	NR ND	NR ND	No	Industrial facilities, landfills, treatment plants, stain-resistant carpeting, nonstick cookware, grease and waterproof food packaging, fabric softeners, waterproof clothing, cosmetics.	Perfluorobutane sulfonic acid exposures resulted in decreased thyroid hormone in pregnant female mice.
Perfluorohexane Sulfonic Acid [PFHxS] <sup>5</sup>	2024	ng/L	3.0	N/A	Range Average	NR ND	NR ND	No	Industrial facilities, landfills, treatment plants, stain-resistant carpeting, nonstick cookware, grease and waterproof food packaging, fabric softeners, waterproof clothing, cosmetics.	Perfluorohexane sulfonic acid exposures resulted in decreased total thyroid hormone in male rats.
Perfluorooctanoic Acid [PFOA]	2024	ng/L	5.1	0.007	Range Average	NR ND	NR ND	No	Industrial facilities, landfills, treatment plants, stain-resistant carpeting, nonstick cookware, grease and waterproof food packaging, fabric softeners, waterproof clothing, cosmetics.	Perfluorooctanoic acid exposures resulted in increased liver weight and cancer in laboratory animals.
Perfluorooctanesulfonic Acid [PFOS]	2024	ng/L	6.5	1.0	Range Average	NR ND	NR ND	No	Industrial facilities, landfills, treatment plants, stain-resistant carpeting, nonstick cookware, grease and waterproof food packaging, fabric softeners, waterproof clothing, cosmetics.	Perfluorooctanesulfonic acid exposures resulted in immune suppression and cancer in laboratory animals.

1. The State allows us to monitor for some contaminants less than once per year because the concentrations of these contaminants do not change frequently. Some of our data, though representative, are more than one year old. For sample points that were monitored during the current reporting year, the current reporting year data was used. If a sampling point did not have monitoring data for the reporting year, the most current data was used. Contaminant results are based on the most current data for each sampling point.

2. Compliance with secondary standards are based on an annual average. Values above the MCL are acceptable, as long as the average is below the MCL.

3. Coliform is after treatment through West Valley Water District's Oliver P. Roemer Surface Water Treatment Plant.

4. Aluminum is reduced through West Valley Water District's Oliver P. Roemer Surface Water Treatment Plant.

5. Single or confirmed sample.

AL - Regulatory Action Level; LRAA - Locational Running Annual Average; MCL - Maximum Contaminant Level; MCLG - Maximum Contaminant Level Goal; MRDL - Maximum Residual Disinfectant Level; MRDLG - Maximum Residual Disinfectant Level Goal; ND - Non-Detected; NL - Notification Level; NR - No Range; N/A - Not Applicable; NTU - Nephelometric Turbidity Units; PHG - Public Health Goal; QRAA - Quarterly Running Annual Average; RAA - Running Annual Average; TON - Threshold Odor Number



# 2024 West Valley Water District Water Quality Report - Water Treatment Plants

Parameter	Sample Date <sup>1</sup>	Units	MCL	PHG (MCLG)	Result Type	RESULTS			Violation Yes/No	Major Sources in Drinking Water	Health Effects
						Fluidized Bed Reactors (FBR) <sup>3</sup>	Oliver P. Roemer Filtration Facility <sup>4</sup>	Ion Exchange Perchlorate Treatment <sup>5</sup>			

## PRIMARY STANDARDS - Mandatory Health-Related Standards

### Microbiological Contaminants

Total Coliform Bacteria	2024	%	5	(0)	Maximum Monthly Positive Samples	0	0	0	No	Naturally present in the environment.	Coliforms are used as an indicator that other, potentially harmful, waterborne pathogens may be present or that a potential pathway exists through which contamination may enter the drinking water distribution system.
-------------------------	------	---	---	-----	----------------------------------	---	---	---	----	---------------------------------------	--

### Radiological

Gross Alpha Particle Activity	2023-2024	pCi/L	15	(0)	Range Average	1.9-2.2 2.1	N/A N/A	NR 3.7	No	Erosion of natural deposits.	Certain minerals are radioactive and may emit a form of radiation known as alpha radiation. Some people who drink water containing alpha emitters in excess of the MCL over many years may have an increased risk of getting cancer.
Radium-226	2024	pCi/L	5	0.05	Range Average	0.20-0.51 0.36	N/A N/A	N/A N/A	No	Erosion of natural deposits.	Some people who drink water containing radium 226 or radium 228 in excess of the MCL over many years may have an increased risk of getting cancer
Radium-228	2024	pCi/L	5	0.019	Range Average	0.58-1.8 1.2	N/A N/A	N/A N/A	No	Erosion of natural deposits.	Some people who drink water containing uranium in excess of the MCL over many years may have kidney problems or an increased risk of getting cancer.
Uranium	2023	pCi/L	20	0.43	Range Average	2.4-3.1 2.8	N/A N/A	N/A N/A	No	Erosion of natural deposits.	Some people who drink water containing uranium in excess of the MCL over many years may have kidney problems or an increased risk of getting cancer.

### Inorganic Chemicals

Arsenic	2024	µg/L	10	0.004	Range Average	NR 0.48	0.71-1.4 1.1	0.54-1.2 0.87	No	Erosion of natural deposits; runoff from orchards; glass and electronics production wastes.	Some people who drink water containing arsenic in excess of the MCL over many years may experience skin damage or circulatory system problems, and may have an increased risk of getting cancer.
Chromium (hexavalent)	2024	µg/L	10	0.02	Range Average	0.92-1.6 1.4	NR 0.18	2.1-2.3 2.2	No	Erosion of natural deposits; transformation of naturally occurring trivalent chromium to hexavalent chromium by natural processes and human activities such as discharges from electroplating factories, leather tanneries, wood preservation, chemical synthesis, refractory production, and textile manufacturing facilities.	Some people who drink water containing hexavalent chromium in excess of the MCL over many years may have an increased risk of getting cancer.

# 2024 West Valley Water District Water Quality Report - Water Treatment Plants

Parameter	Sample Date <sup>1</sup>	Units	MCL	PHG (MCLG)	Result Type	RESULTS			Violation Yes/No	Major Sources in Drinking Water	Health Effects
						Fluidized Bed Reactors (FBR) <sup>3</sup>	Oliver P. Roemer Filtration Facility <sup>4</sup>	Ion Exchange Perchlorate Treatment <sup>5</sup>			
<b>Inorganic Chemicals</b>											
Fluoride	2024	mg/L	2.0	1.0	Range Average	0.22-0.36 0.29	N/A N/A	NR 0.20	No	Erosion of natural deposits; water additive that promotes strong teeth; discharge from fertilizer and aluminum factories	Some people who drink water containing fluoride in excess of the Federal MCL of 4 mg/L over many years may get bone disease, including pain and tenderness of the bones. Children who drink water containing fluoride in excess of the state MCL of 2 mg/L may get mottled teeth.
Nitrate as Nitrogen	2024	mg/L	10	10	Range Average	ND-3.9 0.98	N/A N/A	2.0-7.4 5.5	No	Runoff and leaching from fertilizer use; leaching from septic tanks and sewage; erosion of natural deposits.	Infants below the age of six months who drink water containing nitrate in excess of the MCL may quickly become seriously ill and, if untreated, may die because high nitrate levels can interfere with the capacity of the infant's blood to carry oxygen. Symptoms include shortness of breath and blueness of the skin. High nitrate levels may also affect the oxygen-carrying ability of the blood of pregnant women.
Perchlorate	2024	µg/L	6.0	1.0	Range Average	NR ND	N/A N/A	NR ND	No	Perchlorate is an inorganic chemical used in solid rocket propellant, fireworks, explosives, flares, matches and a variety of industries. It usually gets into drinking water as a result of environmental contamination from historic aerospace or other industrial operations that used or use, store, or dispose of perchlorate and its salts.	Perchlorate has been shown to interfere with uptake of iodide by the thyroid gland, and to thereby reduce the production of thyroid hormones, leading to adverse effects associated with inadequate hormone levels. Thyroid hormones are needed for normal prenatal growth and development of the fetus, as well as for normal growth and development in the infant and child. In adults thyroid hormones are needed for normal metabolism and mental function.
<b>Volatile Organic Chemicals</b>											
Methyl tert-butyl ether (MTBE)	2024	µg/L	13	13	Range Average	ND-0.83 ND	N/A N/A	NR ND	No	Leaking underground storage tanks; discharge from petroleum and chemical factories.	Some people who use water containing methyl-tert-butyl ether in excess of the MCL may, over many years, have an increased risk of getting cancer.
Tetrachloroethylene (PCE)	2024	µg/L	5.0	0.06	Range Average	NR ND	N/A N/A	ND-0.51 ND	No	Discharge from factories, dry cleaners, and auto shops (metal degreaser).	Some people who use water containing methyl-tert-butyl ether in excess of the MCL may, over many years, have an increased risk of getting cancer.
Trichloroethylene (TCE)	2024	µg/L	5.0	1.7	Range Average	ND-0.31 ND	N/A N/A	NR ND	No	Discharge from metal degreasing sites and other factories.	Some people who use water containing trichloroethylene in excess of the MCL over many years may experience liver problems and may have an increased risk of getting cancer.

# 2024 West Valley Water District Water Quality Report - Water Treatment Plants

Parameter	Sample Date <sup>1</sup>	Units	MCL	PHG (MCLG)	Result Type	RESULTS			Violation Yes/No	Major Sources in Drinking Water	Health Effects
						Fluidized Bed Reactors (FBR) <sup>3</sup>	Oliver P. Roemer Filtration Facility <sup>4</sup>	Ion Exchange Perchlorate Treatment <sup>5</sup>			
<b>Disinfection Byproducts (DBP) and Disinfection Byproduct Precursors</b>											
Chlorine	2024	mg/L	MRDL = 4.0 (as Cl <sub>2</sub> )	MRDLG = 4.0 (as Cl <sub>2</sub> )	Range Average	1.08-2.51 1.51	1.29-2.10 1.57	0.33-2.14 1.25 <sup>6</sup>	No	Drinking water disinfectant added for treatment.	Some people who use water containing chlorine in excess of the MRDL could experience irritating effects to their eyes and nose. Some people who drink water containing chlorine well in excess of the MRDL could experience stomach discomfort.
Haloacetic Acids 5	2024	µg/L	80	N/A	Range Highest LRAA	NR ND	ND-6.0 3.3	N/A N/A	No	Byproduct of drinking water disinfection.	Some people who drink water containing haloacetic acids in excess of the MCL may, over many years, have an increased risk of getting cancer.
Total Trihalomethanes	2024	µg/L	60	N/A	Range Highest LRAA	NR ND	3.1-17.8 11	NR ND	No	Byproduct of drinking water disinfection.	Some people who drink water containing trihalomethanes in excess of the MCL may, over many years, experience liver, kidney or central nervous system problems and have an increased risk of getting cancer.
Control of DBP Precursors Total Organic Carbon (TOC)	2024	mg/L	TT	N/A	Range Average	ND-0.54 0.23	0.26-2.0 0.75	N/A N/A	No	Various Natural and manmade sources.	Total organic carbon has no health effects. However, total organic carbon provides a medium for the formation of disinfection byproducts. These byproducts include trihalomethanes (THMs) and haloacetic acids (HAAs).

Parameter	Sample Date <sup>1</sup>	Units	MCL	PHG (MCLG)	Result Type	RESULTS			Violation Yes/No	Major Sources in Drinking Water
						Fluidized Bed Reactors (FBR) <sup>3</sup>	Oliver P. Roemer Filtration Facility <sup>4</sup>	Ion Exchange Perchlorate Treatment <sup>5</sup>		
<b>SECONDARY STANDARDS - Aesthetic Standards<sup>2</sup></b>										
<b>Typical Source of Contaminant</b>										
Aluminum	2024	µg/L	200	N/A	Range Average	ND-42 ND	ND-29 12.2	NR ND	No	Erosion of natural deposits; residual from some surface water treatment processes.
Chloride	2024	mg/L	500	N/A	Range Average	3.8-5.9 4.8	2.7-16 9.0	7.6-66 37	No	Runoff/leaching from natural deposits; seawater influence.
Color	2024	Units	15	N/A	Range Average	NR ND	NR ND	ND-7.5 ND	No	Naturally-occurring organic materials.
Specific Conductance	2024	µS/cm	1,600	N/A	Range Average	340-390 363	N/A N/A	450-490 470	No	Substances that form ions when in water; seawater influence.
Copper	2024	mg/L	1.0	N/A	Range Average	ND-0.010 ND	ND-0.015 ND	NR ND	No	Internal corrosion of household plumbing systems; erosion of natural deposits; leaching from wood preservatives.
Foaming Agents (MBAS)	2024	mg/L	500	N/A	Range Average	ND-140 42	N/A N/A	ND-47 ND	No	Municipal and industrial waste discharges.
Iron	2024	µg/L	300	N/A	Range Average	ND-110 28	NR ND	ND-33 16	No	Leaching from natural deposits.
Manganese	2024	µg/L	50	N/A	Range Average	ND-63 4.9	NR ND	0.90-1.1 1.0	No	Leaching from natural deposits.
Methyl tert-butyl ether (MTBE)	2024	µg/L	5.0	N/A	Range Average	ND-0.83 ND	N/A N/A	NR ND	No	Leaking underground storage tanks; discharge from petroleum and chemical factories.
Odor Threshold	2024	TON	3	N/A	Range Average	NR 1	NR 1	ND-1 1	No	Naturally-occurring organic materials.
Sulfate	2024	mg/L	500	N/A	Range Average	9.0-18 14	N/A N/A	9.1-27 18	No	Runoff/leaching from natural deposits; industrial wastes.
Total Dissolved Solids	2024	mg/L	1,000	N/A	Range Average	170-260 220	N/A N/A	270-290 280	No	Runoff/leaching from natural deposits.
Turbidity	2024	NTU	5	N/A	Range Average	ND-1.8 0.12	ND-2.2 0.10	ND-0.55 0.12	No	Soil runoff.



# 2024 West Valley Water District Water Quality Report - Water Treatment Plants

						RESULTS				
Parameter	Sample Date <sup>1</sup>	Units	MCL	PHG (MCLG)	Result Type	Fluidized Bed Reactors (FBR) <sup>3</sup>	Oliver P. Roemer Filtration Facility <sup>4</sup>	Ion Exchange Perchlorate Treatment <sup>5</sup>	Violation Yes/No	Major Sources in Drinking Water

## OTHER PARAMETERS

pH	2024	pH Units	No Standard	N/A	Range Average	7.2-8.1 7.7	6.9-8.1 7.4	7.7-7.8 7.8	No	Characteristic of water.
Total Alkalinity (as CaCO <sub>3</sub> )	2024	mg/L	No Standard	N/A	Range Average	140-170 159	72-160 128	120-160 140	No	Naturally occurring.
Calcium	2024	mg/L	No Standard	N/A	Range Average	40-66 53	N/A N/A	66-68 67	No	Erosion of salt deposits in soil and rock.
Hardness	2024	mg/L	No Standard	N/A	Range Average	130-190 162	N/A N/A	190-200 195	No	Hardness is the sum of polyvalent cations present in the water, generally magnesium and calcium. The cations are usually naturally occurring.
Magnesium	2024	mg/L	No Standard	N/A	Range Average	6.2-8.5 7.5	N/A N/A	6.8-6.9 6.8	No	Erosion of salt deposits in soil and rock.
Sodium	2024	mg/L	No Standard	N/A	Range Average	10-12 11	N/A N/A	NR 15	No	Sodium refers to the salt present in the water and is generally naturally occurring.

Parameter	Sample Date <sup>1</sup>	Units	Notification Level	PHG (MCLG)	Result Type	Fluidized Bed Reactors (FBR) <sup>3</sup>	Oliver P. Roemer Filtration Facility <sup>4</sup>	Ion Exchange Perchlorate Treatment <sup>5</sup>	Violation Yes/No	Major Sources in Drinking Water	Health Effects
-----------	--------------------------	-------	--------------------	------------	-------------	---	---	---	------------------	---------------------------------	----------------

## PFAS

Perfluorobutane sulfonic acid [PFBS] <sup>5</sup>	2024	ng/L	500	N/A	Range Average	2.5-13 4.3	N/A N/A	ND-4.0 1.0	No	Industrial facilities, landfills, treatment plants, stain-resistant carpeting, nonstick cookware, grease and waterproof food packaging, fabric softeners, waterproof clothing, cosmetics.	Perfluorobutane sulfonic acid exposures resulted in decreased thyroid hormone in pregnant female mice.
Perfluorohexane Sulfonic Acid [PFHxS] <sup>5</sup>	2024	ng/L	3.0	N/A	Range Average	ND-22 11.3	N/A N/A	ND-3.1 0.87	No	Industrial facilities, landfills, treatment plants, stain-resistant carpeting, nonstick cookware, grease and waterproof food packaging, fabric softeners, waterproof clothing, cosmetics.	Perfluorohexane sulfonic acid exposures resulted in decreased total thyroid hormone in male rats.
Perfluorooctanoic Acid [PFOA]	2024	ng/L	5.1	0.007	Range Average	2.1-5.1 3.3	N/A N/A	ND-5.3 1.5	No	Industrial facilities, landfills, treatment plants, stain-resistant carpeting, nonstick cookware, grease and waterproof food packaging, fabric softeners, waterproof clothing, cosmetics.	Perfluorooctanoic acid exposures resulted in increased liver weight and cancer in laboratory animals.
Perfluorooctanesulfonic Acid [PFOS]	2024	ng/L	6.5	1.0	Range Average	ND-3.0 1.2	N/A N/A	ND-8.3 2.3	No	Industrial facilities, landfills, treatment plants, stain-resistant carpeting, nonstick cookware, grease and waterproof food packaging, fabric softeners, waterproof clothing, cosmetics.	Perfluorooctanesulfonic acid exposures resulted in immune suppression and cancer in laboratory animals.

1. The State allows us to monitor for some contaminants less than once per year because the concentrations of these contaminants do not change frequently. Some of our data, though representative, are more than one year old. For sample points that were monitored during the current reporting year, the current reporting year data was used. If a sampling point did not have monitoring data for the reporting year, the most current data was used. Contaminant results are based on the most current data for each sampling point.

2. Compliance with secondary standards are based on a annual average. Values above the MCL are acceptable, as long as the average is below the MCL.

3. FBR includes Plant Effluent, Rialto Well 6 and WVWD Well 11.

4. Roemer includes Plant Effluent, Combined Filter Effluent, State Project Water, Lytle Creek and Zone 5-3 Reservoir.

5. Ion Exchange includes Well 41 and Well 42 raw and treated water.

6. Results are from the distribution system.

AL - Regulatory Action Level; LRAA - Locational Running Annual Average; MCL - Maximum Contaminant Level; MCLG - Maximum Contaminant Level Goal; MRDL - Maximum Residual Disinfectant Level; MRDLG - Maximum Residual Disinfectant Level Goal; ND - Non-Detected; NL - Notification Level; NR - No Range; N/A - Not Applicable; NTU - Nephelometric Turbidity Units; PHG - Public Health Goal; RAA - Running Annual Average; TON - Threshold Odor Number



In order to ensure that tap water is safe to drink, the U.S. Environmental Protection Agency (U.S. EPA) and the State Water Resources Control Board (State Water Board) prescribe regulations that limit the amount of certain contaminants in water provided by public water systems. U.S. Food and Drug Administration regulations and California law also establish limits for contaminants in bottled water that provide the same protection for public health.

The sources of drinking water (both tap water and bottled water) include rivers, lakes, streams, ponds, reservoirs, springs, and wells. As water travels over the surface of the land or through the ground, it dissolves naturally-occurring minerals and, in some cases, radioactive material, and can pick up substances resulting from the presence of animals or from human activity.

## Contaminants and Their Presence in Drinking Water

---

- Microbial contaminants, such as viruses and bacteria that may come from sewage treatment plants, septic systems, agricultural livestock operations, and wildlife.
- Inorganic contaminants, such as salts and metals, that can be naturally-occurring or result from urban stormwater runoff, industrial or domestic wastewater discharges, oil and gas production, mining, or farming.
- Pesticides and herbicides that may come from a variety of sources such as agriculture, urban stormwater runoff, and residential uses.
- Organic chemical contaminants, including synthetic and volatile organic chemicals, that are byproducts of industrial processes and petroleum production, and can also come from gas stations, urban stormwater runoff, agricultural application, and septic systems.
- Radioactive contaminants that can be naturally-occurring or be the result of oil and gas production and mining activities.

## Contaminants and Their Presence in Drinking Water

Drinking water, including bottled water, may reasonably be expected to contain at least small amounts of some contaminants. The presence of contaminants does not necessarily indicate that water poses a health risk. More information about contaminants and potential health effects can be obtained by calling the U.S. EPA's Safe Drinking Water Hotline (1-800-426-4791).



## People Most Vulnerable to Contaminants

Some people may be more vulnerable to contaminants in drinking water than the general population. Immuno-compromised people such as persons with cancer undergoing chemotherapy, persons who have undergone organ transplants, persons with HIV/AIDS or other immune system disorders, some elderly, and infants can be particularly at risk from infections. These people should seek advice about drinking water from their health care providers. U.S. EPA/Centers for Disease Control (CDC) guidelines on appropriate means to lessen the risk of infection by *Cryptosporidium* and other microbial contaminants are available from the Safe Drinking Water Hotline (1-800-426-4791).

## Contaminant Information

Nitrate in drinking water at levels above 10 mg/L is a health risk for infants of less than six months of age. Such nitrate levels in drinking water can interfere with the capacity of the infant's blood to carry oxygen, resulting in a serious illness; symptoms include shortness of breath and blueness of the skin. Nitrate levels above 10 mg/L may also affect the ability of the blood to carry oxygen in other individuals, such as pregnant women and those with certain specific enzyme deficiencies. If you are caring for an infant, or you are pregnant, you should ask advice from your health care provider. Nitrate levels may rise quickly for short periods of time because of rainfall or agricultural activity.

While your drinking water meets the federal and state standard for arsenic, it does contain low levels of arsenic. The arsenic standard balances the current understanding of arsenic's possible health effects against the costs of removing arsenic from drinking water. The U.S. Environmental Protection Agency continues to research the health effects of low levels of arsenic, which is a mineral known to cause cancer in humans at high concentrations and is linked to other health effects, such as skin damage and circulatory problems.

If present, elevated levels of lead can cause serious health problems, especially for pregnant women and young children. Lead in drinking water is primarily from materials and components associated with service lines and home plumbing. West Valley Water District is responsible for providing high quality drinking water but cannot control the variety of materials used in plumbing components. When your water has been sitting for several hours, you can minimize the potential for lead exposure by flushing your tap for 30 seconds to 2 minutes before using water for drinking or cooking. If you do so, you may wish to collect the flushed water and reuse it for another beneficial purpose, such as watering plants. If you are concerned about lead in your water, you may wish to have your water tested. Information on lead in drinking water, testing methods, and steps you can take to minimize exposure is available from the Safe Drinking Water Hotline or at [www.epa.gov/lead](http://www.epa.gov/lead).





## OUR COMMITMENT TO COMMUNITY



### Earth Day 2025

WVWD welcomed our community's youngest water stewards to get a behind-the-scenes look at all things water! Our team of water pros taught them about a range of topics from how the District treats and deliver water to their homes to learning about the water cycle and taking care of drought-tolerant plants.



### Tours and Field Trips

Through field trips and tours, students and community members gain valuable insights into the inner workings of water treatment facilities, understanding the processes involved in providing clean and safe water. The tours not only offer a behind-the-scenes look at the District's operations but also serve as practical means to educate students about the importance of water conservation.



### SoCal STEAM Challenge

Formerly known as Inland Solar Challenge, SoCal STEAM is dedicated to cultivating a sustainable future by empowering the next generation of sustainability leaders in Southern California. Its mission is to provide students with comprehensive information and resources, igniting their passion for careers in STEAM fields.



### Community Engagement

West Valley Water District (WVWD) actively participates in local events to engage directly with the community and support its outreach efforts. These events provide opportunities to share water-saving devices, educational materials, and important information, while promoting awareness about the value of responsible water use.



## OUR COMMITMENT TO THE FUTURE

### Oliver P. Roemer Expansion and Upgrade Project

West Valley Water District (WVWD) is upgrading their surface water treatment plant and expanding treatment capacity at the Oliver P. Roemer Water Filtration Facility (Roemer WFF). WVWD is expanding the Roemer facility to treat an additional 7.2 million gallons per day of California State Water Project (SWP) water. With this expansion, WVWD is seeking to implement a conjunctive use strategy which is critical for the long-term sustainable water management for the region.



### Bloomington Alleyway Main Replacement Project



The Bloomington Alleyway Main Replacement Project will replace waterlines within the community of Bloomington that were constructed many years ago within the alleyways behind homes. Over the course of many decades, fences, buildings, and other structures have been constructed within the alleyways limiting the ability to read meters, locate shut off valves and perform regular and emergency maintenance.

New waterlines constructed within street right of way will improve fire flow and emergency response capabilities and provide a more dependable and reliable water service.



# Community Resources

West Valley Water District is proud to offer our customers free resources that promote water conservation in our community!




## Hands-on and Technical Workshops

Community members are encouraged to join us for our Spring and Fall workshops. Topics include how to care for drought-tolerant plants, turf conversion and much more!



## Water Conservation Kit

Get the tools to help reduce at-home water usage! This **FREE** water conservation kit provides tools and devices that can improve water efficiency



## Residential and Commercial Rebates Available

Upgrade to water-efficient appliances and landscape devices to reduce water use, lower bills, and support long-term sustainability.



## Be a Leak Detective!

Some leaks are harder to find than others. They can be sneaky and silent. Here is an experiment to help you track them down.

### Check for toilet leaks

*For this activity you will need:*

- Food coloring or dye tablets
- A clock or watch
- A helpful grown-up
- A toilet



### Instructions

1. Remove the lid off the toilet tank. (Ask an adult for help—the lid can be heavy and hard to move.)
2. Add a few drops of food coloring or a dye tablet into the tank. Do not flush the toilet.
3. Wait 10 minutes. If color appears in the toilet bowl without flushing, it has a leak.
4. Flush the toilet immediately after the experiment ends to avoid staining inside of the tank.

# TAKE THE WATER SAVER PLEDGE!

## WITH CREEK AND HALLE!

I pledge to conserve water every day, use it wisely, not waste it away.  
I will save every drop I can, every day of the week, Here is my plan!

**I promise to:**




---



---



---







**If you have any questions about this report, please contact our  
Water Quality Department at 909-875-1804.  
Thank you!**

**OFFICE HOURS**

Monday 8:00 am - 5:30 pm  
Tuesday 9:00 am - 5:30 pm  
Wednesday 8:00 am - 5:30 pm  
Thursday 8:00 am - 5:30 pm  
Friday 8:00 am - 5:30 pm

**CUSTOMER SERVICE**

(909) 875-1804, option 3  
[customerservice@wvwd.org](mailto:customerservice@wvwd.org)

**EMERGENCY SERVICES:**

(909) 875-1804, option 7





## STAFF REPORT

**DATE:** June 5, 2025  
**TO:** Board of Directors  
**FROM:** Rocky Welborn, Director of Engineering  
**SUBJECT:** Adopt 2025 Local Guidelines for Implementing the California Environmental Quality Act ("CEQA")

---

### **STRATEGIC GOAL:**

Strategic Goal 7 – Realize Health, Safety, and Regulatory Compliance

A. Prepare for and Comply with Evolving Water Regulations

### **MEETING HISTORY:**

08/03/2023 Regular Board Meeting

05/22/2025 Engineering, Operations and Planning Committee Meeting

### **BACKGROUND:**

The California Environmental Quality Act ("CEQA"), codified at Public Resources Code section 21000, et seq., is California's most comprehensive environmental law. It generally requires public agencies to evaluate the environmental effects of their actions before they are taken. CEQA also aims to prevent significant environmental effects from occurring as a result of agency actions by requiring agencies to avoid or reduce, when feasible, the significant environmental impacts of their decisions.

To this end, CEQA requires public agencies to adopt specific objectives, criteria and procedures for evaluating public and private projects that are undertaken or approved by such agencies.

In August of 2023, the Board authorized adoption of the Resolution 2023-15 regarding the 2023 Local Guidelines for Implementing the CEQA for West Valley Water District.

### **DISCUSSION:**

In 2024, the California Legislature revised the California Environmental Quality Act ("CEQA") through passage of certain Assembly Bills and Senate Bills. As a result, staff and the District's Legal Council have revised the District's Local Guidelines for Implementing CEQA ("Local Guidelines") to account for these CEQA developments. The revisions to the Local Guidelines are summarized below:

- Exemptions for residential or mixed-use housing projects
- Prioritization of Transit Projects (passenger rail projects)
- Exemptions for routine maintenance of concrete storm water facilities

- Exemptions for reproduction services community clinics
- Clarifications regarding agencies responsibilities related to development and construction of affordable housing
- Other administrative changes related to State offices name changes and document filing fees.

Staff have prepared a proposed updated set of Local CEQA Guidelines for 2025 in compliance with CEQA's requirements. These Guidelines reflect recent changes to CEQA. These Local CEQA Guidelines also provide instructions and forms for preparing all environmental documents required under CEQA.

**FISCAL IMPACT:**

No fiscal impact is anticipated from amending the Local CEQA Guidelines.

**REQUESTED ACTION:**

Staff recommends the Board of Directors to:

1. Adopt Resolution approving the 2025 Local Guidelines for Implementing the California Environmental Quality Act for West Valley Water District
2. Authorize the General Manager to execute all necessary documents.

**Attachments**

[Exhibit A - Resolution Adopting CEQA Guidelines WVWD 2025.pdf](#)



**RESOLUTION NO. \_\_\_\_\_**

**A RESOLUTION OF THE WEST VALLEY WATER DISTRICT AMENDING AND ADOPTING LOCAL GUIDELINES FOR IMPLEMENTING THE CALIFORNIA ENVIRONMENTAL QUALITY ACT (PUBLIC RESOURCES CODE §§ 21000 ET SEQ.)**

**WHEREAS**, the California Legislature has amended the California Environmental Quality Act (“CEQA”) (Pub. Resources Code §§ 21000 et seq.), the Natural Resources Agency has amended portions of the State CEQA Guidelines (Cal. Code Regs, tit. 14, §§ 15000 et seq.), and the California courts have interpreted specific provisions of CEQA; and

**WHEREAS**, Public Resources Code section 21082 requires all public agencies to adopt objectives, criteria and procedures for (1) the evaluation of public and private projects undertaken or approved by such public agencies, and (2) the preparation, if required, of environmental impact reports and negative declarations in connection with that evaluation; and

**WHEREAS**, the West Valley Water District must revise its local guidelines for implementing CEQA to make them consistent with the current provisions and interpretations of CEQA and the State CEQA Guidelines.

**NOW, THEREFORE**, the West Valley Water District (“District”) hereby resolves as follows:

**SECTION 1.** The District hereby adopts the “2025 Local Guidelines for Implementing the California Environmental Quality Act,” a copy of which is on file at the offices of the District and is available for inspection by the public.

**SECTION 2.** All prior actions of the District enacting earlier guidelines are hereby repealed.

**PASSED, APPROVED, and ADOPTED** this \_\_\_\_ day of \_\_\_\_\_, 2025, by the following roll call vote. Resolution 2023-15 is hereby repealed at the effective date of this resolution.

**BOARD OF DIRECTORS**

By: \_\_\_\_\_

**GREGORY YOUNG**  
President of the Board of Directors  
West Valley Water District

**CERTIFICATION**

I, Elvia Dominguez, Board Secretary of the West Valley Water District, do hereby certify that the foregoing Resolution was duly adopted by the Board of Directors of the West Valley Water District at a regular meeting held on \_\_\_\_\_, 2025, by the following vote:

AYES:           BOARD MEMBERS:  
NOES:           BOARD MEMBERS:  
ABSENT:        BOARD MEMBERS:  
ABSTAIN:       BOARD MEMBERS:

Dated: \_\_\_\_\_, 2025

---

ELVIA DOMINGUEZ  
Secretary of the Board of Directors  
West Valley Water District



## STAFF REPORT

**DATE:** June 5, 2025  
**TO:** Board of Directors  
**FROM:** Rocky Welborn, Director of Engineering  
**SUBJECT:** Consider a Grant of Easement from West Valley Water District to Property Owners at 3370 Lytle Creek Road

---

### **STRATEGIC GOAL:**

Strategic Goal 8 - Deliver Superior Customer Service

B. Empower Employees to Provide Caring, Individualized, Outstanding Customer Service

### **MEETING HISTORY:**

05/22/2025 - Engineering, Operations and Planning Committee Meeting

### **BACKGROUND:**

West Valley Water District ("District") is the owner of land located west of Lytle Creek Road, north of Glen Helen Parkway in the City of Lytle Creek, known as APN 0239-041-23-0000. Property owners at 3370 Lytle Creek Road ("Jose Ceja and Sonia Ceja") are requesting an easement for ingress and egress through the land APN 0239-041-23-0000 to access their residential dwelling at 3370 Lytle Creek Road which is located directly southeast of the District's property.

### **DISCUSSION:**

The private roadway used by the District and local residents to the subject area has been used for decades for ingress and egress purposes. The request from the Ceja's formalizes a mutual understanding of the intent of the private roadway.

The District's Legal Council has reviewed the draft Grant of Easement and added language to allow the District to relocate and/or modify the easement in the future, should the need arise.

Attached as **Exhibit A** is a copy of the proposed Grant of Easement, showing the full extent of the easement and legal description.

### **FISCAL IMPACT:**

No fiscal impact to the District.

**REQUESTED ACTION:**

Authorize executing the Grant of Easement from West Valley Water District to Jose Ceja and Sonia Ceja, husband and wife, as joint tenants at 3370 Lytle Creek Road.

**Attachments**

[Exhibit A - Grant of Easement.pdf](#)

**RECORDING REQUESTED BY:**

Hershorin & Henry

**WHEN RECORDED MAIL TO  
AND MAIL TAX STATEMENTS TO:**

Jose Ceja and Sonia Ceja  
3370 Lytle Creek Road  
Lytle Creek, CA 92358

Title Order No.: \_\_\_\_\_ Space Above This Line For Recorder's Use Escrow No.: \_\_\_\_\_

**GRANT OF EASEMENT**

THE UNDERSIGNED GRANTOR(S) DECLARE(S):

DOCUMENTARY TRANSFER TAX is \$ \_\_\_\_\_. CITY TAX \$ \_\_\_\_\_.

- Computed on full value of property conveyed, or  Computed on full value less value of liens or encumbrances remaining at time of sale,
- Unincorporated area:  City of \_\_\_\_\_, and

FOR A VALUABLE CONSIDERATION, receipt of which is hereby acknowledged,

**West Valley Water District, a municipal water district**

hereby GRANT(s) to

**Jose Ceja and Sonia Ceja, husband and wife, as joint tenants**

A non-exclusive easement for ingress and egress, and incidental purposes, over Grantors' real property described in Exhibit "A" attached hereto, which easement is more particularly described in Exhibit "C" attached hereto, and incorporated by reference, and shown in the survey attached hereto as Exhibit "D." Said easement is appurtenant to Grantees' land described in Exhibit "B" attached hereto.

Grantee acknowledges and agrees that Grantor reserves the right to reasonably relocate or modify the easement area described in Exhibit "C," as necessary in Grantor's sole discretion, to accommodate future public improvements or operational needs. Grantee agrees, upon request by Grantor, to promptly execute any modification to this Grant of Easement or supplemental grant of easement necessary to effectuate such relocation or modification.

"THIS IS A CONVEYANCE OF AN EASEMENT AND THE CONSIDERATION AND VALUE IS LESS THAN \$100.00, R & T 11911."

Dated: \_\_\_\_\_

West Valley Water District, a municipal water district

By: \_\_\_\_\_

Name: \_\_\_\_\_

Its: \_\_\_\_\_



**EXHIBIT "A"**  
**LEGAL DESCRIPTION OF GRANTOR'S LAND**

THE LAND REFERRED TO HEREIN BELOW IS SITUATED IN THE COUNTY OF SAN BERNARDINO, STATE OF CALIFORNIA AND IS DESCRIBED AS FOLLOWS:

PARCEL NO. 1 OF PARCEL MAP NO. 15039, IN THE COUNTY OF SAN BERNARDINO, STATE OF CALIFORNIA, AS PER PLAT RECORDED IN BOOK 190 PAGES 37 THROUGH 39 INCLUSIVE OF PARCEL MAPS, IN THE OFFICE OF THE COUNTY RECORDER OF SAID COUNTY.

EXCEPTING THEREFROM ALL VEINS OR LODES OF QUARTZ OR OTHER ROCK, IN PLACE BEARING GOLD, SILVER, CINNABAR, LEAD, TIN, COPPER OR OTHER VALUABLE DEPOSITS WITHIN THE LAND ABOVE DESCRIBED WHICH MAY HAVE BEEN DISCOVERED OR KNOWN TO EXIST PRIOR TO AUGUST 4, 1916, AS RESERVED IN THAT CERTAIN PATENT RECORDED IN BOOK "L" PAGE 74 OF PATENTS.

APN: 0239-041-23-0000

## **EXHIBIT "B"**

### **LEGAL DESCRIPTION OF GRANTEES' LAND**

The easement is appurtenant to the following described property owned by Jose Ceja and Sonia Ceja, husband and wife, as joint tenants:

PARCEL 1: (APN 0239-321-07, Portion)

THAT PORTION OF LOT 6, ACCORDING TO MAP SHOWING SUBDIVISION OF LANDS BELONGING TO THE SEMI-TROPIC LAND AND WATER COMPANY, IN THE COUNTY OF SAN BERNARDINO, STATE OF CALIFORNIA, AS PER MAP RECORDED IN BOOK 6, PAGE 12 OF MAPS, RECORDS OF SAID COUNTY, DESCRIBED AS FOLLOWS:

BEGINNING AT A POINT ON THE WESTERLY LINE OF SAID LOT WHICH IS NORTH 24° 21' WEST 327.88 FEET FROM THE SOUTHWEST CORNER OF SAID LOT, WHICH CORNER IS MARKED BY A 4 - INCH SQUARE IRON POST KNOWN AS MONUMENT NO. 45 OF MUSCUIABE RANCHO SURVEY;

THENCE NORTH 64° 51' EAST 300 FEET TO THE EAST LINE OF THAT PORTION OF LOT 6, CONVEYED TO MURIEL A. DAVISON, AN UNMARRIED WOMAN, BY DEED RECORDED NOVEMBER 17, 1964 IN BOOK 6273, PAGE 463, OFFICIAL RECORDS;

THENCE NORTH 24° 21' WEST ALONG SAID EAST LINE 100 FEET; THENCE SOUTH 64° 51' WEST 300 FEET TO A POINT IN THE WESTERLY LINE OF SAID LOT;

THENCE SOUTH 24° 21' EAST ALONG SAID WESTERLY LINE 100 FEET TO THE POINT OF BEGINNING.

PARCEL 2: (APN 0239-321-07, PORTION)

THAT PORTION OF THAT PATENTED PLACER MINING CLAIM KNOWN AS THE RUBY NO. 2 PLACER MINING CLAIM DESIGNATED AS MINERAL SURVEY NO. 4995, APPROVED BY THE SURVEYOR GENERAL MARCH 18, 1913, DESCRIBED IN THE PATENT FROM THE UNITED STATES OF AMERICA DATED DECEMBER 10, 1917, RECORDED JULY 8, 1918 IN BOOK L, PAGE 74 OF PATENTS, DESCRIBED AS FOLLOWS:

BEGINNING AT A POINT ON THE WESTERLY LINE OF THE MUSCUIABE RANCHO, WHICH BEARS NORTH 24°21' WEST 398.46 FEET FROM MONUMENT NO. 45 OF THE MUSCUIABE RANCHO SURVEY; THENCE CONTINUING NORTH 24°21' WEST ALONG SAID WESTERLY LINE, 29.42 FEET;

THENCE SOUTH 64°51' WEST 22.92 FEET, MORE OR LESS, TO THE EASTERLY LINE OF THAT CERTAIN EASEMENT CONVEYED TO OLIN D. SWAIN, ET UX., BY DEED RECORDED NOVEMBER 17, 1964 IN BOOK 6273, PAGE 467, OFFICIAL RECORDS;

THENCE SOUTH 36°52' WEST ALONG THE EASTERLY LINE OF SAID EASEMENT TO THE SOUTH LINE OF THAT PORTION CONVEYED TO MURIEL A. DAVISON, BY DEED RECORDED NOVEMBER 17, 1964 IN BOOK 6273, PAGE 467, OFFICIAL RECORDS;

THENCE EAST ALONG SAID SOUTH LINE 20.31 FEET, MORE OR LESS, TO THE POINT OF BEGINNING.

EXCEPTING THEREFROM ANY VEINS OR LODES OF QUARTZ OR OTHER ROCK IN PLACE BEARING GOLD, SILVER, CINNABAR, LEAD, TIN, COPPER, OR OTHER VALUABLE DEPOSITS WITHIN THE LAND ABOVE DESCRIBED WHICH HAVE BEEN DISCOVERED OR KNOWN TO EXIST ON OR PRIOR TO AUGUST 4, 1916.



**EXHIBIT "C"**  
**LEGAL DESCRIPTION**  
**ACCESS EASEMENT**

THAT PORTION OF PARCEL 1 OF PARCEL MAP NO. 15039, IN THE COUNTY OF SAN BERNARDINO, STATE OF CALIFORNIA, RECORDED ON AUGUST 15, 2000 IN BOOK 190, PAGES 37 THROUGH 39 OF PARCEL MAPS IN THE OFFICE OF THE SAN BERNARDINO COUNTY RECORDER AS DESCRIBED IN CORRECTIVE GRANT DEED TO WEST VALLEY WATER DISTRICT, RECORDED ON MARCH 31, 2022 AS DOCUMENT NO. 2022-0121073 OF OFFICIAL RECORDS, BEING MORE PARTICULARLY DESCRIBED AS FOLLOWS:

A 20.00-FOOT WIDE STRIP OF LAND WITHIN SAID PARCEL 1, SAID STRIP OF LAND LYING 10.00 FEET ON EACH SIDE OF THE FOLLOWING DESCRIBED CENTERLINE:

COMMENCING AT THE SOUTHEAST CORNER OF PARCEL 4 OF PARCEL MAP NO. 3216, IN THE COUNTY OF SAN BERNARDINO, STATE OF CALIFORNIA, RECORDED ON APRIL 5, 1977 IN BOOK 33 PAGE 20 OF PARCEL MAPS IN THE OFFICE OF THE SAN BERNARDINO COUNTY RECORDER, THENCE ALONG THE NORTHEASTERY LINE OF SAID PARCEL 4, NORTH 23°58'39" WEST, 19.40 FEET (RECORD PER SAID PARCEL MAP NO. 3216 IS NORTH 23°52'44" WEST) TO THE **TRUE POINT OF BEGINNING,**

THENCE NORTH 84°24'26" WEST, 44.42 FEET; THENCE NORTH 80°41'07" WEST, 306.08 FEET; THENCE NORTH 84°33'43" WEST, 112.82 FEET; THENCE NORTH 72°41'09" WEST, 90.18 FEET; THENCE NORTH 67°24'48" WEST, 135.61 FEET; THENCE NORTH 65°14'38" WEST, 88.53 FEET; THENCE NORTH 56°41'31" WEST, 122.76 FEET TO THE BEGINNING OF A TANGENT CURVE TO THE LEFT, HAVING A RADIUS OF 24.00 FEET; THENCE NORTHWESTERLY, SOUTHWESTERLY, AND SOUTHEASTERLY ALONG SAID CURVE, THROUGH A CENTRAL ANGLE OF 173°10'22", 72.54 FEET; THENCE SOUTH 49°51'52" EAST, 86.90 FEET TO THE BEGINNING OF A CURVE TO THE RIGHT, HAVING A RADIUS OF 95.00 FEET; THENCE SOUTHEASTERLY AND SOUTHERLY ALONG SAID CURVE, THROUGH A CENTRAL ANGLE OF 59°13'38", 98.20 FEET TO THE BEGINNING OF A REVERSE CURVE, HAVING A RADIUS OF 80.00 FEET; THENCE SOUTHWESTERLY, SOUTHERLY, AND SOUTHEASTERLY ALONG SAID CURVE, THROUGH A CENTRAL ANGLE OF 33°11'19", 46.34 FEET; THENCE SOUTH 23°49'33" EAST, 62.23 FEET TO THE BEGINNING OF A CURVE TO THE LEFT, HAVING A RADIUS OF 75.00 FEET; THENCE SOUTHEASTERLY ALONG SAID CURVE, THROUGH A CENTRAL ANGLE OF 23°25'57", 30.07 FEET; THENCE SOUTH 47°15'30" EAST, 127.64 FEET; THENCE SOUTH 43°52'15" EAST, 66.80 FEET TO THE NORTHERLY BOUNDARY OF THE PANHANDLE PORTION OF PARCEL 2 OF PARCEL MAP NO. 15039, RECORDED ON AUGUST 15, 2000 IN BOOK 190, PAGES 37 THROUGH 39 OF PARCEL MAPS, SAID POINT ALSO BEING THE **POINT OF TERMINUS.**

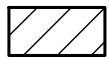
THE SIDELINES OF SAID 20-FOOT WIDE STRIP OF LAND TO BE SHORTENED OR EXTENDED SO AS TO TERMINATE EASTERLY IN SAID NORTHEASTERLY LINE OF SAID PARCEL 4 OF PARCEL MAP NO. 3216 AND SOUTHEASTERLY IN THE NORTHERLY LINE OF SAID PARCEL 2 OF PARCEL MAP NO. 15039.

CONTAINS 5,791 SQUARE FEET MORE OF LESS.

  
SEAN C. ENGLERT, L.S. 7959      4/4/2025      DATE  
COASTAL LAND SOLUTIONS



# LEGEND



PROPOSED ACCESS EASEMENT  
AREA = 5,791 S.F.

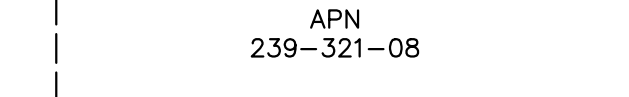
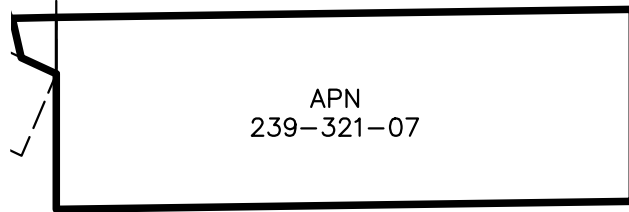
- POC POINT OF COMMENCEMENT
- TPOB TRUE POINT OF BEGINNING
- POT POINT OF TERMINUS
- NAP NOT A PART

# EXHIBIT "D"

## PROPOSED 20' ACCESS EASEMENT

SEE SHEET 2

APN 239-041-19



PM NO. 3216  
33/20

PAR. 2

APN 239-321-02

PAR. 3

N.A.P.

PAR. 4

APN 239-321-04

APN 239-321-06

APN 239-321-10

APN 239-321-08

NORTHEAST COR.  
PAR. 1 PM NO. 3216

LYTLE CREEK RD.

941.69'

BASIS OF BEARING  
(N23°52'44"W PM NO. 3216)  
S23°58'39"E 961.09'

50' 55'

S'LY LINE PAR. 4

N65°14'38"W  
135.61'  
N67°24'48"W  
90.18'  
N72°41'09"W  
112.82'  
N84°33'43"W

306.08'  
N80°41'07"W

N84°24'26"W  
44.42'

19.40'

SOUTHEAST COR.  
PAR. 4 PM NO. 3216  
POC

TPOB



SCALE: 1" = 100'



**COASTAL LAND SOLUTIONS, INC.**

1010 S. COAST HWY 101, SUITE 103  
ENCINITAS, CA 92024  
PH (760) 230-6025


CLS#1968

*Sean C. Englert*

4-4-25

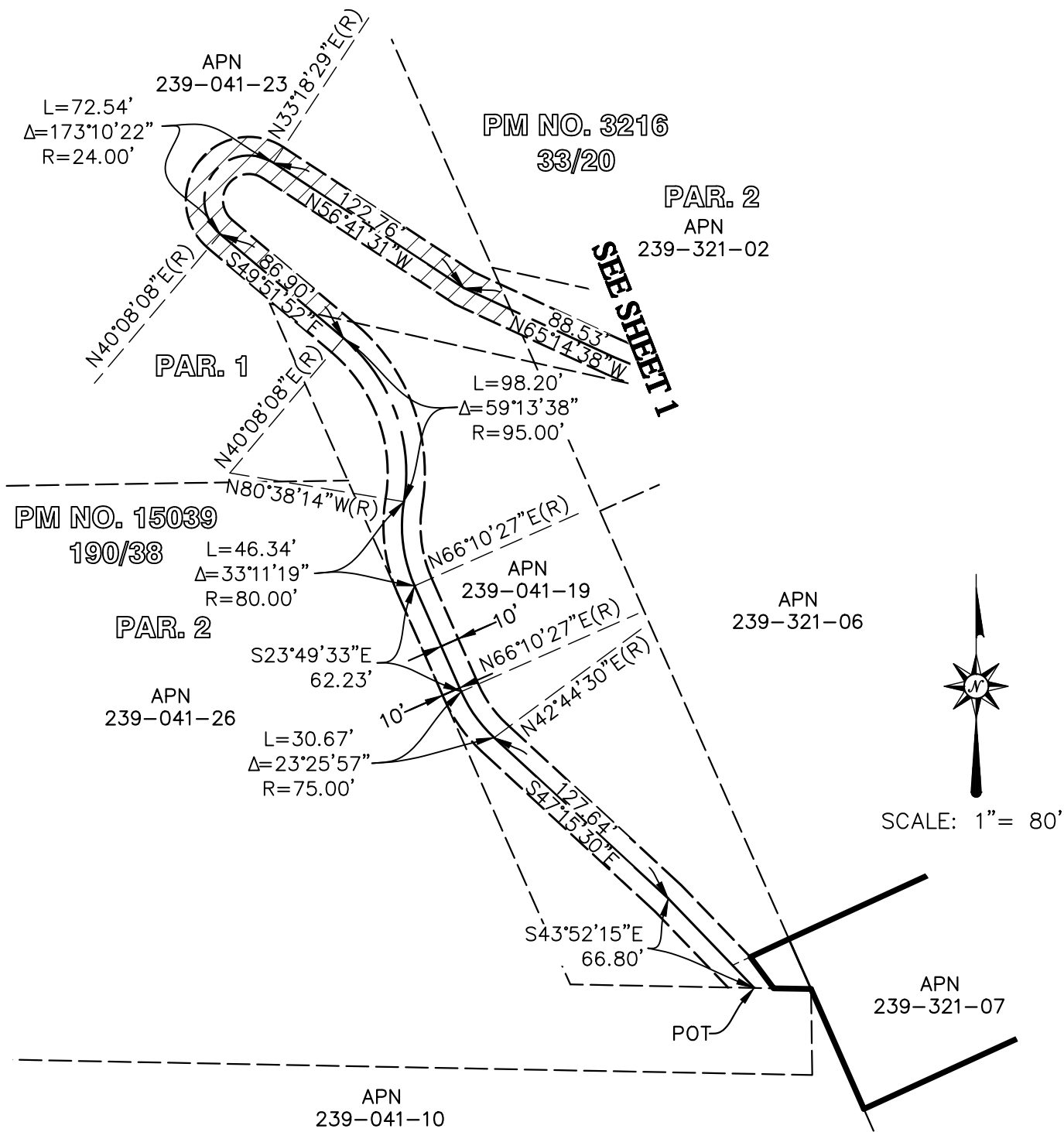
SEAN C. ENGLERT, L.S. 7959

DATE



# EXHIBIT "D"

## PROPOSED 20' ACCESS EASEMENT



### COASTAL LAND SOLUTIONS, INC.

1010 S. COAST HWY 101, SUITE 103  
ENCINITAS, CA 92024  
PH (760) 230-6025

CLS#1968



**STAFF REPORT**

**DATE:** June 5, 2025  
**TO:** Finance Committee  
**FROM:** Jose Velasquez, Chief Financial Officer  
**SUBJECT:** Purchase Order Report - April 2025

**STRATEGIC GOAL:**

Strategic Goal 6 – Demonstrate Effective Financial Stewardship  
 D. Maintain a Data Driven Approach and Financial-Based Decision-Making

**MEETING HISTORY:**

5/12/2025 Finance Committee

**BACKGROUND:**

The West Valley Water District ("District") generated forty-eight (48) Purchase Orders ("PO") in the month of April 2025 to various vendors that provide supplies and services to the District. The total amount issued to PO's for the month of April 2025 was \$2,237,004.52. A table listing all Purchase Orders for April 2025 is shown in **Exhibit A**. In examining the monthly activity of purchase orders \$25,000 or greater, it reveals that there were fourteen PO's amounting to \$2,069,939.96 or 92.5% of the total contractual obligations entered into during the month. These twelve PO's \$25,000 or greater are detailed below:

Purchase Order #	Vendor Name	Description	Amount
25-0397	FERGUSON ENTERPRISES INC # 677	30155 ORDER	\$
25-0400	TESS ELECTRIC INC	Replace well 15 soft start with VFD and install AC	\$
25-0405	BLUE - WHITE INDUSTRIES LTD	OP Roemer New Chemical Pumps and T. Boxes (Qty. 6)	\$
25-0407	AQUA-METRIC SALES CO	MXU 520 M SINGLE PORT	\$
25-0408	ALBERT A WEBB ASSOCIATES	18 inch Diameter Transmission Main Crossing Frwy	\$
25-0410	AQUA-METRIC SALES CO	1" SRII METER	\$
25-0419	MERLIN JOHNSON CONST INC.	18 inch Transmission Main Crossing I-15 Frwy	\$ 1,000.00
25-0429	GENERAL PUMP COMPANY INC	Well # 2 emergency rehab	\$ 1,000.00
25-0431	AQUA-METRIC SALES CO	METER STOCK ORDER 04/24/25	\$
25-0432	FRONTIER PRECISION, INC	Skydio X10 Starter Kit - Drone with training	\$
25-0438	FERGUSON ENTERPRISES INC # 677	Hydrant Guard Order	\$
25-0439	TESS ELECTRIC INC	Pre Treatment Chain Conveyor Panels	\$
25-0440	HARRIS & RUTH PAINTING CONTRACTING	Painting of Arsenic Plant	\$
25-0441	GENERAL PUMP COMPANY INC	Repair Roemer Effluent pump #6	\$
		<b>Total:</b>	<b>\$ 2,069,939.96</b>

**DISCUSSION:**

There were no Change Orders ("CO") approved at the General Manager's approval level during the month of April 2025.



**FISCAL IMPACT:**

There is no fiscal impact for producing the April 2025 Purchase Order Report.

**STAFF RECOMMENDATION:**

Approve the April 2025 Purchase Order Report.

**Attachments**

[Exhibit A - April 2025 Purchase Order Report.pdf](#)

# Exhibit A



West Valley Water District, CA

# Purchase Order Summary Report

## Purchase Order Detail

Issued Date Range 04/01/2025 - 04/30/2025

PO Number	Description Vendor	Status Ship To	Issue Date Delivery Date	Trade Discount	Total
25-0395	STOCK ORDER 04/01/2025 00160 - FERGUSON ENTERPRISES INC # 677	Outstanding West Valley Water District	4/1/2025 4/1/2025	0.00	4,740.86
25-0397	30155 ORDER 00160 - FERGUSON ENTERPRISES INC # 677	Outstanding West Valley Water District	4/2/2025 4/2/2025	0.00	38,619.00
25-0398	Earth Day T-shirts 02874 - MAINSTREET COMMUNICATION, INC	Completed West Valley Water District	4/2/2025 4/16/2025	0.00	3,865.43
25-0399	Filter #5 rehab coating inspection. 01569 - CSI SERVICES, INC	Outstanding West Valley Water District	4/2/2025 4/16/2025	0.00	15,000.00
25-0400	Replace well 15 soft start with VFD and install AC 02412 - TESS ELECTRIC INC	Outstanding West Valley Water District	4/3/2025 4/17/2025	0.00	39,187.80
25-0401	Emergency Tree Removal 02879 - D&N TREE CARE INC	Completed West Valley Water District	4/2/2025 4/16/2025	0.00	19,000.00
25-0402	Repair Parts Needed for CAT 420E & F 01528 - QUINN COMPANY	Outstanding West Valley Water District	4/7/2025 4/21/2025	0.00	3,680.16
25-0403	Owl Confence room camera and print supplles 02325 - AMAZON.COM SALES INC	Outstanding West Valley Water District	4/8/2025 4/22/2025	0.00	4,814.16
25-0404	Refrigerator for Meter Breakroom/Office 00386 - HOME DEPOT	Outstanding West Valley Water District	4/7/2025 4/21/2025	0.00	1,147.60
25-0405	OP Roemer New Chemical Pumps and T. Boxes (Qty. 6) 01288 - BLUE - WHITE INDUSTRIES LTD	Outstanding West Valley Water District	4/8/2025 4/22/2025	0.00	46,198.44
25-0406	8" MJXFLG ORDER 01089 - S&J SUPPLY CO INC	Completed West Valley Water District	4/8/2025 4/8/2025	0.00	884.35
25-0407	MXU 520 M SINGLE PORT 00255 - AQUA-METRIC SALES CO	Completed West Valley Water District	4/7/2025 4/21/2025	0.00	46,458.46
25-0408	18 inch Diameter Transmission Main Crossing Frwy 01440 - ALBERT A WEBB ASSOCIATES	Partially Received West Valley Water District	4/8/2025 4/22/2025	0.00	84,500.00
25-0409	Monitoring Well sampling 02267 - BLAINE TECH SERVICES INC	Outstanding West Valley Water District	4/9/2025 4/23/2025	0.00	2,700.00
25-0410	1" SR11 METER 00255 - AQUA-METRIC SALES CO	Outstanding West Valley Water District	4/9/2025 4/23/2025	0.00	41,099.18
25-0411	STOCK ORDER 04/10/25 01089 - S&J SUPPLY CO INC	Completed West Valley Water District	4/10/2025 4/10/2025	0.00	1,698.84
25-0412	YO FIRE STOCK ORDER 00748 - YO FIRE	Received West Valley Water District	4/10/2025 4/10/2025	0.00	880.00
25-0413	CT ENV. Hazard testing 02881 - LAD (AVIATION) INC	Partially Received West Valley Water District	4/10/2025 4/24/2025	0.00	1,885.00

**Purchase Order Summary Report**

**Issued Date Range 04/01/2025 - 04/30/2025**

<b>PO Number</b>	<b>Description Vendor</b>	<b>Status Ship To</b>	<b>Issue Date Delivery Date</b>	<b>Trade Discount</b>	<b>Total</b>
25-0414	Master Meter Encoder 02834 - HPS WEST, INC.	Outstanding West Valley Water District	4/14/2025 4/14/2025	0.00	307.02
25-0415	HYDRANT PARTS 00748 - YO FIRE	Completed West Valley Water District	4/15/2025 4/15/2025	0.00	3,731.00
25-0416	WATER SAMPLE STATION 02847 - EZ RIG CRANES, INC	Outstanding West Valley Water District	4/15/2025 4/15/2025	0.00	1,184.08
25-0417	Earth Day - Hamburgers 02570 - IN-N-OUT BURGER	Completed West Valley Water District	4/15/2025 4/29/2025	0.00	3,464.25
25-0418	Concrete slab and retaining wall 02623 - MARIPOSA LANDSCAPES INC	Received West Valley Water District	4/15/2025 4/29/2025	0.00	9,199.60
25-0419	18 inch Transmission Main Crossing I-15 Frwy 00206 - MERLIN JOHNSON CONST INC.	Outstanding West Valley Water District	4/16/2025 4/30/2025	0.00	1,329,475.00
25-0420	Drill Press for Weld Shop 00386 - HOME DEPOT	Outstanding West Valley Water District	4/14/2025 4/28/2025	0.00	2,491.50
25-0421	EOS Skadi 300 GNSS Kit 02259 - ECLIPSE MAPPING AND GIS LLC	Outstanding West Valley Water District	4/16/2025 4/30/2025	0.00	12,774.50
25-0422	48" BURY 00055 - WESTERN WATER WORKS SUPPLY CO INC	Completed West Valley Water District	4/16/2025 4/16/2025	0.00	832.00
25-0423	Blanket PO for Tesco invoices 00097 - TESCO CONTROLS INC	Outstanding West Valley Water District	4/18/2025 5/2/2025	0.00	6,167.50
25-0424	Backflow Installation 02842 - CAL-OSO BACKFLOW SERVICES LLC	Outstanding West Valley Water District	4/18/2025 5/2/2025	0.00	2,754.37
25-0425	90102 VALVE 02836 - ORANGE COUNTY WINWATER WORKS	Outstanding West Valley Water District	4/23/2025 4/23/2025	0.00	566.55
25-0426	GALV & STEEL ORDER 02836 - ORANGE COUNTY WINWATER WORKS	Outstanding West Valley Water District	4/23/2025 4/23/2025	0.00	765.72
25-0427	3/4" METER & REGISTER ORDER 00255 - AQUA-METRIC SALES CO	Outstanding West Valley Water District	4/23/2025 4/23/2025	0.00	7,678.49
25-0428	Replacment computers april 25 00326 - CDW GOVERNMENT INC	Outstanding West Valley Water District	4/24/2025 5/8/2025	0.00	8,498.22
25-0429	Well # 2 emergency rehab 01124 - GENERAL PUMP COMPANY INC	Outstanding West Valley Water District	4/22/2025 5/6/2025	0.00	243,307.10
25-0430	42" BURY 00748 - YO FIRE	Completed West Valley Water District	4/24/2025 4/24/2025	0.00	420.00
25-0431	METER STOCK ORDER 04/24/25 00255 - AQUA-METRIC SALES CO	Outstanding West Valley Water District	4/24/2025 4/24/2025	0.00	38,194.55
25-0432	Skydio X10 Starter Kit - Drone with training 02887 - FRONTIER PRECISION, INC	Outstanding West Valley Water District	4/24/2025 5/8/2025	0.00	30,811.21
25-0433	Earth Day Rentals 02888 - SUNN AMERICA INC	Completed West Valley Water District	4/24/2025 5/8/2025	0.00	7,476.07

**Purchase Order Summary Report**

**Issued Date Range 04/01/2025 - 04/30/2025**

<b>PO Number</b>	<b>Description Vendor</b>	<b>Status Ship To</b>	<b>Issue Date Delivery Date</b>	<b>Trade Discount</b>	<b>Total</b>
25-0434	Crane Service for Vault at HQ 00941 - OLDCASTLE INFRASTRUCTURE INC	Received West Valley Water District	4/28/2025 5/12/2025	0.00	1,240.00
25-0435	Tees For 8" Meter Bypass for HQ Meter 00748 - YO FIRE	Received West Valley Water District	4/28/2025 5/12/2025	0.00	1,486.95
25-0436	New Refrigerator for Distribution 00386 - HOME DEPOT	Outstanding West Valley Water District	4/28/2025 5/12/2025	0.00	1,176.60
25-0437	LBI Break Off Order 00160 - FERGUSON ENTERPRISES INC # 677	Outstanding West Valley Water District	4/28/2025 5/12/2025	0.00	20,752.65
25-0438	Hydrant Guard Order 00160 - FERGUSON ENTERPRISES INC # 677	Outstanding West Valley Water District	4/28/2025 5/12/2025	0.00	25,755.48
25-0439	Pre Treatment Chain Conveyor Panels 02412 - TESS ELECTRIC INC	Outstanding West Valley Water District	4/30/2025 5/14/2025	0.00	27,575.38
25-0440	Painting of Arsenic Plant 02464 - HARRIS & RUTH PAINTING CONTRACTING	Outstanding West Valley Water District	4/30/2025 5/14/2025	0.00	45,400.00
25-0441	Repair Roemer Effluent pump #6 01124 - GENERAL PUMP COMPANY INC	Outstanding West Valley Water District	4/30/2025 5/14/2025	0.00	33,358.36
25-0442	Replacement reactor for sine wave filter @ E.C. 02412 - TESS ELECTRIC INC	Outstanding West Valley Water District	4/30/2025 5/14/2025	0.00	12,391.72
25-0443	3/4" plug lock assy w/carbon agbay barrel lock 00661 - INNERTITE CORP	Outstanding West Valley Water District	4/30/2025 5/14/2025	0.00	1,409.37

---

**Purchase Order Count: (48)    Total Trade Discount: 0.00    Total: 2,237,004.52**





## STAFF REPORT

**DATE:** June 5, 2025  
**TO:** Finance Committee  
**FROM:** Jose Velasquez, Chief Financial Officer  
**SUBJECT:** Treasurer's Report - March 2025

---

### **STRATEGIC GOAL:**

Strategic Goal 6 – Demonstrate Effective Financial Stewardship

D. Maintain a Data Driven Approach and Financial-Based Decision-Making

### **MEETING HISTORY:**

5/12/2025 Finance Committee

### **BACKGROUND:**

On a monthly basis the Finance Committee meets with the General Manager and Finance Staff to review the Treasurer's Report that covers the prior month. This encompasses balances, reserve levels, reserve classifications, interest earned, investment maturities, re-investments made during the month, and compliance with the State of California Local Agency Investment Guidelines.

### **DISCUSSION:**

West Valley Water District ("District") contracts with the Clifton Larson Allen LLP to prepare the monthly Treasurer's Report. This is an independent report that opines on the investment balances, classifications, and activity. This report also examines the District's investment policy to ensure that it follows the State of California's Local Agency Investment Guidelines (Government Code Section 53601(b)). The Treasurer Report for the Month of March 2025 is presented to the Finance Committee for review and discussion. The report is being finalized and will be provided the night of the meeting as **Exhibit A**.

### **FISCAL IMPACT:**

The monthly cost of \$3,100 for completion of the report was included in the FY 2024-25 annual budget.

### **REQUESTED ACTION:**

Approve the March 2025 Treasurer's Report.

**Attachments**

[Exhibit A - 2025 March Treasurer Report.pdf](#)

# EXHIBIT A

**West Valley Water District**  
**Cash, Investment & Reserve Balances - March 31, 2025**

Institution/Investment Type	February 2025 Balance	March 2025 Balance		Minimum Balance	Target Balance	Maximum Balance
<b>Funds Under Control of the District:</b>			<b>OPERATING CASH</b>			
			Balance Available for Daily Operations	\$ 23,880,645.04	\$ 25,944,690.77	\$ 16,865,007.50
			<b>Total Operating Cash</b>	<b>\$ 23,880,645.04</b>	<b>\$ 25,944,690.77</b>	<b>\$ 16,865,007.50</b>
			<b>UNRESTRICTED RESERVES</b>			
			<b>CAPITAL RESERVES</b>			
			Capital Project Account - 100% FY 24-25	\$ 23,644,000.00	\$ 23,644,000.00	\$ 25,000,000.00
			Capital Project Account-25% FY 25-26	\$ 2,432,833.00	\$ 2,432,833.00	\$ 8,000,000.00
			Emergency Account	\$ (2,064,045.73)	\$ (4,128,091.46)	\$ (6,192,137.19)
				<b>\$ 24,012,787.27</b>	<b>\$ 21,948,741.54</b>	<b>\$ 26,807,862.81</b>
			<b>LIQUIDITY FUNDS</b>			
			Rate Stabilization Account	\$ 4,220,563.00	\$ 4,220,563.00	\$ 5,627,417.00
			Operating Reserve Account	\$ 8,441,126.00	\$ 8,441,126.00	\$ 11,254,834.00
				<b>\$ 12,661,689.00</b>	<b>\$ 12,661,689.00</b>	<b>\$ 16,882,251.00</b>
			<b>OTHER OPERATING RESERVES</b>			
			Self-Insurance Reserve	\$ 5,000,000.00	\$ 5,000,000.00	\$ 5,000,000.00
				<b>\$ 5,000,000.00</b>	<b>\$ 5,000,000.00</b>	<b>\$ 5,000,000.00</b>
			<b>Total Unrestricted Reserves</b>	<b>\$ 41,674,476.27</b>	<b>\$ 39,610,430.54</b>	<b>\$ 48,690,113.81</b>
			<b>Total OP Cash &amp; UR Reserves</b>	<b>\$ 65,555,121.31</b>	<b>\$ 65,555,121.31</b>	<b>\$ 65,555,121.31</b>
			<b>RESTRICTED RESERVES</b>			
			2016A Bond	\$ 409,812.67	\$ 409,812.67	\$ 409,812.67
			Customer Deposit Accounts	\$ 5,273,344.31	\$ 5,273,344.31	\$ 5,273,344.31
			Capacity Charge Acct Balance	\$ 58,718,406.97	\$ 58,718,406.97	\$ 58,718,406.97
			CIP account in LAIF for capital purposes	\$ 3,000,000.00	\$ 3,000,000.00	\$ 3,000,000.00
			<b>Total Restricted Reserves</b>	<b>\$ 67,401,563.95</b>	<b>\$ 67,401,563.95</b>	<b>\$ 67,401,563.95</b>
			<b>Total Cash &amp; Investments</b>	<b>\$ 132,956,685.26</b>	<b>\$ 132,956,685.26</b>	<b>\$ 132,956,685.26</b>
District Cash Drawers	\$ 4,300.00	\$ 4,300.00				
	<b>\$ 4,300.00</b>	<b>\$ 4,300.00</b>				
Checking and Savings:						
Chase - General Government Checking	\$ 13,906,034.27	\$ 1,074,666.60				
Chase - Special Rebate Checking	\$ -	\$ -				
Chase - UTC Routine Checking	\$ 5,000.56	\$ 5,000.56				
Chase - UTC Non-Routine Checking	\$ 48,636.50	\$ 48,636.50				
	<b>\$ 13,959,671.33</b>	<b>\$ 1,128,303.66</b>				
State of California, Local Agency Investment Fund*	<b>\$ 8,745,040.49</b>	<b>\$ 8,745,040.49</b>				
US Bank - Chandler Asset Mgmt	<b>\$ 39,268,732.77</b>	<b>\$ 39,812,916.62</b>				
US Bank - Chandler Liquidity Fund	<b>\$ 72,909,904.37</b>	<b>\$ 82,856,311.82</b>				
CalTrust Pooled Investment Fund - Short Term	\$ -	\$ -				
CalTrust Pooled Investment Fund - Medium Term	\$ -	\$ -				
U. S. Treasury Bills						
Government Agencies (Federal Home Loan Bank)	\$ -	\$ -				
<b>Total</b>	<b>\$ 134,887,648.96</b>	<b>\$ 132,546,872.59</b>				
Funds Under Control of Fiscal Agents:						
<b>US BANK</b>						
2016A Bond - Principal & Payment Funds	\$ 398.82	\$ 400.04				
2016A Bond - Interest Fund	\$ 52.75	\$ 409,412.63				
<b>Total</b>	<b>\$ 451.57</b>	<b>\$ 409,812.67</b>				
<b>Grand Total</b>	<b>\$ 134,888,100.53</b>	<b>\$ 132,956,685.26</b>				

I hereby certify that the investment activity for this reporting period conforms with the investment policy adopted by the West Valley Water District Board of Directors and the California Government Code Section 53601

I also certify that there are adequate funds available to meet the District's Budget.

\_\_\_\_\_  
**Chief Financial Officer**

\*Quarterly interest posted the month following the quarter end.

**Note:**

All significant assumptions, methodologies and analyzed amounts were discussed with and agreed to by the District's accounting staff. From this conversation, we believe the District's accounting staff has the requisite knowledge and understanding of the processes/analyses prepared by CLA as not to impair our independence.

**Total Fund Balance**

When comparing the District's total fund balances month-over-month between March 2025 (\$132,956,685.26) and February 2025 (\$134,888,100.53), CLA found the fund balance decreased by \$1,931,415.27 between March 2025 and February 2025.

**U.S. Bank Chandler Custodial Account**

**Cash/Money Market** - Per Section 9.11 of the District's investment policy, "The company shall have met either one of the following criteria: 1) attained the highest ranking or the highest letter and numerical rating provided by not less than two NRSROs "Nationally Recognized Statistical Rating Organization" or 2) retained an investment adviser registered or exempt from registration with the Securities and Exchange Commission with not less than five years of experience managing money market mutual funds with assets under management in excess of five hundred million dollars." Based on Chandler Asset Management's reconciliation summary for the period ending March 31, 2025, CLA was able to confirm the District's cash and money-market securities were in accordance with the investment policy. CLA compared various financial documents for the District's cash and securities and found that all the District's holdings were in alignment with the requirements set forth in the investment policy.

In addition to ensuring that the District's money market funds attained the highest ranking provided by more than one NRSRO, the District also met the requirements outlined in Section 9.11 of the investment policy through its established relationship with Chandler Asset Management. With total assets under management of over \$35 billion with over thirty-five years of experience in managing money market mutual funds, Chandler Asset Management exceeds the requirements of the District's policy.

Per the investment policy, the maximum percentage of District investments in money market funds is capped at 20%. Similarly, the allowable mutual fund and money market account instruments per California government code (Sections 53601(I) and 53601.6(b)) for local government entities are also capped at 20%. The District's money market balance percentage as of March 31, 2025 is 0.06%. Therefore, the District is following both the investment policy and California governmental code.

**United States Treasury Issues** – Per Section 9.1 of the investment policy, "there's no limitation as to the percentage of the portfolio that may be invested in this category."

The District's investment policy is in uniformity with the State of California's Local Agency Investment Guidelines (Government Code Section 53601(b)). These guidelines establish that maximum investment maturities for United States Treasury Obligations are limited to five years. However, the legislative body may grant express authority to make investments either specifically or as a part of an investment program approved by the legislative body that exceeds this five-year remaining maturity limit. Such approval must be issued no less than three months prior to the purchase of any security exceeding the



five-year maturity limit. These guidelines do not establish a maximum specified percentage of the District's investment portfolio for United States Treasury Obligations.

As of March 31, 2025, 74.11% of the District's total portfolio is invested in United States Treasury Issues. With no maximum percentage established for United States Treasury Issues, the District is in conformity with the investment policy and the State of California's Local Agency Investment Guidelines.

**Negotiable Certificates of Deposit** – Section 9.4 of the District's investment policy states "purchases are limited to securities that have a long-term debt rating of at least the "A" category, or its equivalent, by a NRSRO." All instruments categorized as negotiable certificates of deposit in the District's portfolio follow Section 9.4 of the investment policy, as each security has a satisfactory long-term debt rating, and the investment matures within the five-year time frame as dictated in the policy. Based on the Chandler report, the purchase dates for all medium-term notes fall within the five-year framework established in the investment policy.

Per Section 9.4 of the investment policy, the maximum percentage of investments in negotiable certificates of deposit is 30% of the portfolio.

The District's investment policy is also in accordance with the State of California's Local Agency Investment Guidelines (Government Code Section 53601(i)) regarding negotiable certificates of deposit. These guidelines establish a maximum specified percentage of the District's investment portfolio for certificates of deposit at 30%. The State of California's guidelines also establish that maximum investment maturities for medium-term notes are limited to five years.

Negotiable certificates of deposit constitute 0.0% of the District's total investment balance as of March 31, 2025. Therefore, the District is following both the investment policy and the State of California's standards.

**Medium-Term Notes** – Section 9.10 of the District's investment policy states "purchases are limited to securities that have a long-term debt rating of at least the "A" category, or its equivalent, by a NRSRO." The investment policy also states that medium-term notes should have a "maximum remaining maturity of five years or less." All instruments categorized as medium-term notes in the District's portfolio follow Section 9.10 of the investment policy, as each security has a satisfactory long-term debt rating, and the investment matures within the five-year time frame as dictated in the policy. Based on CLA's analysis, the purchase dates for all medium-term notes fall within the five-year framework established in the investment policy.

Per Section 9.10 of the investment policy, the maximum percentage of investments in medium short-term notes is 30% of the portfolio.

The District's investment policy is also in accordance with the State of California's Local Agency Investment Guidelines (Government Code Section 53601(k)) regarding medium-term notes. These guidelines establish a maximum specified percentage of the District's investment portfolio for medium-term notes at 30%. The State of California's guidelines also establish that maximum investment maturities for medium-term notes are limited to five years.

Medium-term notes constitute 7.53% of the District's total investment balance as of March 31, 2025. Therefore, the District is following both the investment policy and the State of California's standards.

**Federal Agency Obligations** – Per Section 9.5 of the District’s investment policy, “there is no limitation as to the percentage of the portfolio that may be invested in this category, however, purchases of callable Federal Agency obligations are limited to a maximum of 30 percent of the portfolio.” Although the policy does not explicitly list the bond rating requirements for federal agency obligations, all the District’s current federal agency holdings are rated AAA by multiple NRSRO’s as of March 31, 2025.

While the State of California’s Local Agency Investment Guidelines have not established a maximum specified percentage for investments in federal agency obligations, these guidelines establish that maximum investment maturities for Federal Agency Obligations are limited to five years (Government Code Section 53601(f)). However, the legislative body may grant express authority to make investments either specifically or as a part of an investment program approved by the legislative body that exceeds this five year remaining maturity limit. Such approval must be issued no less than three months prior to the purchase of any security exceeding the five-year maturity limit.

Federal agency obligations represent 8.86% of the District’s total investment balance as of March 31, 2025. Therefore, the District is in accordance with both its investment policy as well as the guidelines set-forth by the State of California.

**Municipal Bonds** – Per Section 9.6 of the District’s investment policy, “purchases are limited to securities that have a long-term debt rating of at least the “A” category, or its equivalent, by a NRSRO; and/or have a short term debt rating of at least “A-1”, or its equivalent, by a NRSRO.” The maximum percentage of District investments in municipal bonds is capped at 20%.

While the State of California’s Local Agency Investment Guidelines have not established a maximum specified percentage for investments in municipal bonds, these guidelines establish that maximum investment maturities for Federal Agency Obligations are limited to five years (Government Code Section 53601(d)). However, the legislative body may grant express authority to make investments either specifically or as a part of an investment program approved by the legislative body that exceeds this five year remaining maturity limit. Such approval must be issued no less than three months prior to the purchase of any security exceeding the five-year maturity limit.

Municipal bonds represent 0.54% of the District’s total investment balance as of March 31, 2025. Therefore, the District is in accordance with both its investment policy as well as the guidelines set-forth by the State of California.

**Local Agency Investment Fund (LAIF)**

The State of California, Local Agency Investment Fund (LAIF) processes a same-day transaction if notified by 10:00 am. This ability satisfies the investment requirement of 24-hour liquidity as stipulated in the investment policy for the District.

Per Section 9.2 of the District’s investment policy, the maximum percentage of investments in the State of California, Local Agency Investment Fund is unlimited.

The District’s investment policy is also in accordance with the State of California’s Local Agency Investment Guidelines (Government Code Section 16429.1) concerning the Local Agency Investment Fund. These guidelines establish no maximum specified percentage of the District’s investment portfolio while also dictating no maximum maturity date for LAIF investments.

Per the Standard and Poor's rating system, California's Current Credit Rating is AA-, identifying the credit quality of the fund's portfolio performance as strong.

As of the period ending March 31, 2025, the District's Local Agency Investment Fund balance represents 6.58% of the District's entire portfolio. Therefore, the District is following the investment policy as well as the standards of the Local Agency Investment Guidelines.

Based on the LAIF performance report dated April 16, 2025, LAIF investments had a net-yield of 4.313%. Regarding portfolio composition, LAIF fund investments were split into the following categories (percentages may not total 100% due to rounding):

- Treasuries- 52.98%
- Agencies- 26.95%
- Certificates of Deposit/Bank Notes- 9.25%
- Commercial Paper- 6.76%
- Time Deposits- 3.31%
- Loans- 0.15%
- Corporate Bonds- 0.60%

On March 20, 2019, the District received a \$3 million dollar settlement as part of a larger association of local water districts and municipalities, from the San Gabriel Valley Water Company, Fontana Union Water Company, and the San Gabriel California Corporation. Per the settlement agreement, "West Valley and the non-settling plaintiffs separately asserted six claims alleging breach of contract and other claims arising from the 1961 Decree." The 1961 Decree governs groundwater pumping from a portion of the Rialto-Colton Basin. The claims also concern the defendants (Fontana Parties) pumping from a portion of the Rialto-Colton Basin that is outside the Rialto Basin as defined by the 1961 Decree. The San Bernardino Basin Area and most but not all the Rialto-Colton Basin are located within the service area of the Valley District and this violation served as the basis of the settlement.

The settlement check was received and deposited into the District's General Government Checking bank account and the District's board approved the transfer of the \$3 million in settlement funds to the District's LAIF account on April 4, 2019. While these funds have been earmarked for Capital Improvement Projects, the District has yet to allocate these funds to any specific project and the District will house all settlement funding in the LAIF account until board approval is received for the allocation of these funds.

#### **The Investment Trust of California (Cal TRUST)**

Section 9.3 of the District's investment policy states "no limit will be placed on the percentage total in this category." The State of California also fails to establish a maximum percentage total for investment trusts per Government Code Section 16340. As of the period ending March 31, 2025, the District's CalTRUST investment balance represents 0% of the District's entire portfolio. Therefore, the District is following the investment policy and the standards set-forth by the State of California as it relates to CalTRUST securities.

### **Bank Deposits**

Based on the District's investment policy, "Securities placed in a collateral pool must provide coverage for at least 100 percent of all deposits that are placed in that institution." As of March 31, 2025, the District maintained balances within the FDIC limit of \$250,000 for each of its bank accounts, except for the Chase General Governmental Checking account. The Chase General Governmental Checking account maintains funds for operational purposes and normally carries a balance of at least \$1.5 million dollars which represents funding for one payroll, and one accounts payable check run. In CLA's comparison between the District's general checking account balances for March 2025 (\$1,074,666.60) and February 2025 (\$13,906,034.27), CLA observed a decrease in the March 2025 balance of \$12,831,367.67 versus February 2025 and variance is a result of regular activities.

During our review of the March 2025 Chase General Governmental Checking account bank statement, it was noted that there were no fraudulent activities during the month. West Valley Water District ("WVWD") has a procedure where the bank issues a check/ACH exception report for WVWD to review and reject fraudulent checks/ACHs as needed. Currently, WVWD has implemented check number and amount positive pay.

CLA also noted a few unusual payments during our review. On March 05, 2025, there was a wire transfer from checking account for \$10,000,000 to Chandler Liquidity Fund. On March 06, 2025, the District transferred there \$409,359.72 to US Bank account # 5001 for bond interest payment due on April 1, 2025. On March 27, 2025, the District wired \$532,082.61 to PCL Construction for Roemer expansion project.

While the District reconciles its deposit accounts monthly, CLA found that the District has historically reported the month-ending bank statement balance on the Treasurer's Report. Because the monthly bank statement does not take any outstanding checks or other withdrawals into account, the District may be overstating the General Government Checking balances on the Treasurer's Report, which ultimately impacts its liquidity.

In March, the UTC Routine Checking account was \$5000.56 and the UTC Non-Routine Checking account balance was \$48,636.50. The relatively low balances in both accounts (in comparison with the historical balances) is due to the CFO's emphasis on transferring more of its unrestricted cash balances to the District's investments accounts to take advantage of the increased rate of return.

In analyzing the accounting for the District's cash drawers (\$3,600) and petty cash (\$700), per the District's accounting staff, the District's cash drawers are normally reconciled daily. Each drawer is counted by the customer service representative responsible for the drawer and a secondary count is performed by the customer service lead or supervisor prior to the funds being relinquished to the District's armored security provider, Gaurda, for deposit daily. Cash deposits are reconciled daily by the District's accounting department. Petty cash is normally reconciled by the accounting department monthly. The District's accounting department provided CLA with a formalized reconciliation for the petty cash account and the cash drawers for March 2025, therefore CLA was able to agree the cash drawers and petty cash balance to the District Cash Drawers summary schedule.

Section 9.12 of the investment policy asserts that "there is no limit on the percentage of the portfolio that may be invested in bank deposits." Similarly, the State of California's Government Code for

Allowable Investment Instruments fails to dictate any portfolio standards for general bank deposit accounts. Although no maximum has been established for amounts invested in bank deposits by the investment policy or the State of California, CLA can verify that as of March 31, 2025, the District had 1.16% of its portfolio invested in bank deposit accounts.

### **Commercial Paper**

Commercial paper is an unsecured, short-term debt instrument issued by a corporation, typically for the financing of accounts payable and inventories and meeting short-term liabilities. Commercial paper is usually issued at a discount from face value and typically reflects prevailing market interest rates. Per section 9.8 of the investment policy, the entity that issues the commercial paper should meet all the following conditions “(i) is organized and operating in the United States as a general corporation, (ii) has total assets in excess of five hundred million dollars (\$500,000,000), and (iii) has debt other than commercial paper, if any, that is rated at least the “A” category by a NRSRO. For a commercial paper investment to be eligible for the District, the commercial paper shall not have a maximum maturity of 270 days or less and no more than 25% of the District’s portfolio may be invested in this category.

The District’s investment policy is also in accordance with the State of California’s Local Agency Investment Guidelines (Government Code Section 53601 (h)) regarding Commercial Paper. These guidelines establish a maximum specified percentage of the District’s investment portfolio for commercial paper at 25%. The State of California’s guidelines also establish that maximum investment maturities for commercial paper should be 270 days or less.

As of March 31, 2025, the District had 0.00% invested in commercial paper investment. Therefore, the District is following both the investment policy and the State of California’s standards.

### **Supranational**

Supranationals are explicitly defined in Section 9.14 of the investment policy as “US dollar-denominated senior unsecured unsubordinated obligations or unconditionally guaranteed by the International Bank for Reconstruction and Development, International Finance Corporation, or Inter-American Development Bank”. Securities listed as supranationals must be rated in the AA category or higher by a NRSRO and no more than 30% of the District’s portfolio may be invested in these securities with a maximum maturity of five years.

The District’s investment policy is also in accordance with the State of California’s Local Agency Investment Guidelines (Government Code Section 53601(q)) regarding supranationals. These guidelines establish a maximum specified percentage of the District’s investment portfolio for supranationals at 30%. The State of California’s guidelines also establish that maximum investment maturities for supranationals should be five years or less.

As of March 31, 2025, the District’s investments in five securities categorized as supranationals was 1.16% of the total portfolio and securities maintained a maturity date of less than five years from the original purchase date. CLA can confirm that the District’s supranational investments meet the standards of both the investment policy and the State of California.

**Note:**

All significant assumptions, methodologies and analyzed amounts were discussed with and agreed to by the District’s accounting staff. From this conversation, we believe the District’s accounting staff has the requisite knowledge and understanding of the processes/analyses prepared by CLA as not to impair our independence.

**Restricted Funds**

**Bond Proceeds Fund(s)** – Balances in the bond proceeds fund accounts represent monies derived from the proceeds of a bond issue. Per the requirements of the District’s reserve policy, the target level for the debt service reserve requirement is established at the time of the bond issue. Based on documentation provided to CLA, “no reserve fund has been established in connection with the issuance of the 2016A bonds.” Therefore, the March 31, 2025, ending balance of \$409,812.67 satisfies the minimum balance requirements per the District’s reserve policy.

**Customer Deposit Accounts** – Due to fluctuations in the number of utility customer deposits required and the number of development projects in process, no minimum or maximum levels have been established for customer deposit accounts. The customer deposit account balances presented on the treasurer’s report are based on the ending balance on the general ledger for the month. The customer deposit accounts are reconciled monthly. CLA was able to confirm that the customer deposit accounts balance presented on the March 2025 Treasurer’s Report reconciles with the District’s general ledger. The March 31, 2025, balance of \$5,273,344.31 in customer deposit accounts satisfies the balance requirements of the District’s reserve policy.

**Capacity Charge Account** – The District’s reserve policy does not explicitly address or specify any minimum or maximum funding levels for capacity charge accounts. However, based on the reconciliation schedule provided by the District, CLA can confirm that the balance of \$58,718,406.97 presented on the March 2025 Treasurer’s Report for the Capacity Charge Account reconciles with the documentation provided to CLA with no variance.

**CIP Account in LAIF for Capital Purposes** – On March 20, 2019, the District received a \$3 million dollar settlement as part of a larger association of local water districts and municipalities, from the San Gabriel Valley Water Company, Fontana Union Water Company and the San Gabriel California Corporation. The check was received and deposited into the District’s General Government Checking bank account and the District’s board approved the transfer of the \$3 million dollars in settlement funds to the District’s LAIF account on April 4, 2019. While these settlement funds have been restricted for Capital Improvement Projects, there were no designations or allocations for District funding towards any Capital Improvement Projects at that time. Later the fund has been transferred to the Chandler accounts as the CFO believes the Chandler accounts earn a higher interest rate.

**Capital Reserve Funds**

**Capital Project Account** – The capital project account is used for the funding of new capital assets or the rehabilitation, enhancement, or replacement of capital assets when they reach the end of their useful lives. Per the requirements of the District’s reserve policy, “the minimum target level WVWD will strive for is 100% of its then-current year fiscal year from the Capital Improvement Budgets plus 25% of the amount estimated to be needed the following fiscal year, less minimum levels established for the



Emergency Account.” The District currently maintains a balance of \$26,076,833.00 (\$23,644,000.00 for fiscal year 2024-25 and \$2,432,833.00 for fiscal year 2025-26) in its capital project account, meeting the minimum target level required for both fiscal years. CLA was able to confirm that the District is in adherence with the minimum target level requirement as of March 31, 2025 by comparing the board-approved Fiscal Year 2024-25 Capital Improvement Budget which indicates a total CIP for fiscal year 2024-25 of \$23,644,000.00. The reserve policy only requires the district to maintain 25% of the amount estimated to be needed the following fiscal year 2025-26 which amounts to \$2,432,833.00, therefore, the District meets the requirement indicated in its reserve policy.

**Emergency Account** – The emergency account may be utilized to purchase water at any time or to begin repair of the water system after a catastrophic event. Therefore, a minimum target level equal to 1% of net capital assets of the District’s water system has been established to enable the district to manage emergency situations. Per March 31, 2025, general ledger detail reporting provided by the District’s accounting staff, CLA was able to confirm that the District’s net assets total \$206,404,572.83. As of March 31, 2025, the emergency account represents a balance of \$2,064,045.73 or 1% of total net assets, allowing the District to meet its requirements for the reserve policy.

### **Liquidity Funds**

**Rate Stabilization Fund** – This fund is established to provide flexibility to the Board when settling rates to allow for absorbing fluctuations in water demand and smoothing out rate increases over time, temporarily defraying any unforeseen decreases in the sale of water. To remain in conjunction with the reserve policy, the District should aim to maintain a minimum level equal to 45 days of the District’s budgeted total operating expenses. Per the FY 2024-25 board-approved budget, the District anticipates operating expense of \$34,233,454.00 for the current fiscal year. The District’s current balance of \$4,220,563.00 in its rate stabilization account achieves the minimum target level for this account as indicated in the reserve policy.

**Operating Reserve Account** – This fund may be routinely utilized by staff to cover temporary cash flow deficiencies caused by timing differences between revenue and expenses or decreases in revenues and unanticipated increases in expenses. Given the significance of this account, the District strives to maintain a minimum amount equal to 90 days of the District’s budgeted total operating expenses in this account. Per the FY 2024-25 board-approved budget, CLA can confirm the District has an operating expenses budget of \$34,233,454.00. As of March 31, 2025, the operating reserve account maintains a balance of \$8,441,126.00, which satisfies the requirements of the District’s reserve policy.

**Self-Insurance Reserve** – As indicated in the minutes from the April 5, 2018 board meeting, the District’s board of directors approved \$5,000,000 in funds for employee liability claims and the District is yet to receive quote for an updated self-insurance amount from the Actuary. Based on the conversations with District’s Finance Manager, actuarial study report to determine adequate self-insurance amount has not been received yet.

**Balance Available for Daily Operations** – This balance represents the District’s total cash balance less any fund requirements. For the month ending March 31, 2025, the District had a total of \$132,956,685.26 in various institutional accounts. The required reserve balances by type total \$109,076,040.22 and are categorized as follows:

## West Valley Water District Reserve Memo – March 2025

- Restricted Funds- \$67,401,563.95
- Capital Reserve Funds- \$24,012,787.27
- Liquidity Funds- \$12,661,689.00
- Other Reserves- \$5,000,000.00

Based on the District's Treasurer's Report, which indicates a total cash and investment balance of \$132,956,685.26 and fund requirements of \$109,076,040.22, the fund balance available for daily operations reconciles to the March 2025 Treasurer's report.

CLA reviewed the Treasurer's report for clerical accuracy and recalculated the total Unrestricted Reserves balance and agreed the totals to the March 2025 Treasurer's Report. The Treasurer's Report indicates that West Valley Water District's total cash, investment, and reserve balances as of March 31, 2025, total \$132,956,685.26. In its assessment of the District's accounts, the balances on the Treasurer's Report appear to agree with the supporting documentation provided by the West Valley Water District.

West Valley Water District  
Investment Policy Analysis  
03/31/2025

U.S. Bank - Chandler Asset Management		
Money Market	77,228.19	A
Commercial Paper	-	A
Federal Agency Obligations	11,783,510.05	A
U.S. Government	98,536,379.65	A
Corporate Bonds	10,015,159.20	A
Municipal Bonds	711,440.95	A
Supranational	1,545,510.40	A
Negotiable CD	-	A
<b>Total U.S. Bank - Chandler Asset Management Funds</b>	<b>122,669,228.44</b>	

Checking and Savings		
Bank of Hope	-	B
Chase-1653 (Operating Account)	1,074,666.60	B
Chase-1368	5,000.56	B
Chase-1392	48,636.50	B
Chase-5993 (Rebate Account)	-	B
2016A Bond - Principal & Payment Funds	400.04	B
2016A Bond - Interest Fund	409,412.63	B
District Cash Drawers	4,300.00	C
<b>Total Checking and Savings</b>	<b>1,542,416.33</b>	

CalTRUST Short Term Fund	-	A
CalTRUST Medium Term Fund	-	A
LAIF	8,745,040.49	A

**Total March 31, 2025 District Funds** **132,956,685.26**

The balances indicated above are as of March 31, 2025

Balances verified with monthly investment statements provided by client **A**  
Balances verified with monthly bank statements provided by client **B**  
Balances verified with monthly reconciliations provided by client **C**

The purpose of this report is to calculate the asset class percentage in comparison with the maximum portfolio percentage allowed by the district's investment policy

Based on our review of the asset classes as of 03/31/25, West Valley Water District is in

Security Type	Maximum per Investment Policy	Balance
Commercial Paper	25%	-
Federal Agency Obligations	30%	11,783,510.05
U.S. Government	No Limit	98,536,379.65
Municipal Bonds	20%	711,440.95
LAIF	No Limit	8,745,040.49
CalTRUST	No Limit	-
Negotiable CD	30%	-
Medium Term Notes (Corporate Bonds)	30%	10,015,159.20
Money Market	20%	77,228.19
Bank Deposits	No Limit	1,542,416.33
Supranational	30%	1,545,510.40
		<b>132,956,685.26</b>
<b>Funds Excluded from Policy</b>	2016A	-
<b>Total March 31, 2025 District Funds</b>		<b>132,956,685.26</b>

Asset Class	March 2025	
	(% of Total Investments)	Maximum Portfolio (%)
Commercial Paper	0.00%	25%
Federal Agency Obligations	8.86%	30%
U.S. Government	74.11%	No Limit
Municipal Bonds	0.54%	20%
LAIF	6.58%	No Limit
CalTRUST	0.00%	No Limit
Negotiable CD	0.00%	30%
Medium Term Notes (Corporate Bonds)	7.53%	30%
Money Market	0.06%	20%
Bank Deposits	1.16%	No Limit
Supranational	1.16%	30%

West Valley Water District  
Bond Analysis  
March 31, 2025

Liquidity Fund							
Security Description	Market Value	Moody's (NRSRO) Long-Term Rating as of 12/31/2024	Rated A or Equivalent?	Purchase Date	Maturity	Investment Maturity (Years)	
U S Treasury Bill - 912797MV6	4,998,800.00		P-1	Yes	11/12/2024	4/3/2025	0.4
U S Treasury Bill - 912797NB9	8,990,460.00		P-1	Yes	10/15/2024	4/10/2025	0.5
U S Treasury Bill - 912797K55	7,984,880.00		P-1	Yes	10/22/2024	4/17/2025	0.5
U S Treasury Bill - 912797PC5	2,987,640.00		P-1	Yes	1/10/2025	5/6/2025	0.3
U S Treasury Bill - 912797NE3	18,917,350.00		P-1	Yes	11/12/2024	5/8/2025	0.5
U S Treasury Bill - 912797NM5	3,727,575.00		P-1	Yes	2/24/2025	5/22/2025	0.2
U S Treasury Bill - 912797NP8	26,795,610.00		P-1	Yes	12/9/2024	6/5/2025	0.5
U S Treasury Bill - 912797NV5	4,953,350.00		P-1	Yes	12/17/2024	6/20/2025	0.5
U S Treasury Bill - 912797NW3	3,464,930.00		P-1	Yes	3/28/2025	6/26/2025	0.2
First American Govt Obligation Fund Class Y - 31846V203	35,716.82		P-1	Yes	various		
<b>Total Liquidity Fund</b>	<b>82,856,311.82</b>						

Money Market Fund						
Security Description	Market Value	Moody's (NRSRO) Long-Term Rating as of 12/31/2024	Rated A or Equivalent?	Purchase Date	Maturity	Investment Maturity (Years)
First American Govt Obligation Fund Class Y - 31846V203	41,511.37	Aaa	Yes	various		
<b>Total Money Market</b>	<b>41,511.37</b>					

Federal Agency Obligations						
Security Description	Market Value	Moody's (NRSRO) Long-Term Rating as of 12/31/2024	Rated A or Equivalent?	Purchase Date	Maturity	Investment Maturity (Years)
F H L M C - 3137FLYV0	481,940.00	Aaa	Yes	9/19/2024	4/25/2029	4.5
Federal Farm Credit Bks - 3133ERSP7	733,297.50	Aaa	Yes	11/16/2022	11/18/2027	4.9
F H L M C Multiclass Mtg Partn - 3137H9D71	475,550.00	Aaa	Yes	10/30/2024	9/25/2029	4.8
F H L M C Multiclass Mtg Partn - 3137FQ3Z4	463,490.00	Aaa	Yes	3/17/2025	10/25/2029	4.5
F N M A Deb - 3135G03U5	169,629.40	Aaa	Yes	4/22/2020	4/22/2025	4.9
F N M A - 3135G04Z3	282,665.85	Aaa	Yes	6/17/2020	6/17/2025	4.9
F H L M C - 3137EAEU9	345,866.50	Aaa	Yes	7/21/2020	7/21/2025	4.9
F N M A - 3135G05X7	502,161.30	Aaa	Yes	10/6/2020	8/25/2025	4.8
Federal Home Loan Bks - 3130AJXA2	294,792.00	Aaa	Yes	10/7/2020	9/12/2025	4.9
FHLMC MTN - 3137EAEX3	215,908.00	Aaa	Yes	9/23/2020	9/23/2025	4.9
F N M A - 3135G06G3	488,655.00	Aaa	Yes	11/1/2020	11/7/2025	4.9
Federal Home Loan Bks - 3130AKFA9	486,990.00	Aaa	Yes	12/16/2020	12/12/2025	4.9
Federal Home Loan Bks - 3130ATUS4	504,295.00	Aaa	Yes	1/31/2023	12/10/2027	4.8
FHLMC Multiclass Mtg Partn - 3137FG6X8	493,845.00	Aaa	Yes	1/23/2024	5/25/2028	4.3
Federal Home Loans Bks - 3130AWMN7	506,680.00	Aaa	Yes	7/26/2023	6/9/2028	4.8
Federal Home Loans Bks - 3130AWN63	500,935.00	Aaa	Yes	8/16/2023	6/30/2028	4.8
Federal Home Loans Bks - 3130AWTR1	761,130.00	Aaa	Yes	9/7/2023	9/8/2028	4.9
Federal Farm Credit Bks - 3133EPC45	510,310.00	Aaa	Yes	11/27/2023	11/13/2028	4.9
Federal Home Loans Bks - 3130AXQK7	513,775.00	Aaa	Yes	12/7/2023	12/8/2028	4.9
Federal Farm Credit Bks - 3133EPN50	756,240.00	Aaa	Yes	1/3/2024	12/15/2028	4.9
F H L M C Multiclass Mtg Partn - 3137FKUP9	294,837.00	Aaa	Yes	1/3/2024	12/25/2028	4.9
Federal Farm Credit Bks - 3133EPW84	746,220.00	Aaa	Yes	2/5/2024	1/18/2029	4.9
F H L M C Multiclass Mtg Partn - 3137FKZZ2	489,740.00	Aaa	Yes	1/18/2024	1/25/2029	5.0
Federal Home Loan Bks - 3130AVBD3	764,557.50	Aaa	Yes	4/25/2024	3/9/2029	4.8
<b>Total Federal Agency Obligations</b>	<b>11,783,510.05</b>					

Negotiable Certificate of Deposit						
Security Description	Market Value	Moody's (NRSRO) Long-Term Rating as of 12/31/2024	Rated A or Equivalent?	Purchase Date	Maturity	Investment Maturity (Years)

**Total Negotiable Certificates of Deposit** -

**Commercial Paper**

Security Description	Market Value	Moody's (NRSRO) Long-Term Rating as of 12/31/2024	Rated A or Equivalent?	Purchase Date	Maturity	Investment Maturity (Years)
<b>Total Commercial Paper</b> -						

**Municipal Bonds**

Security Description	Market Value	Moody's (NRSRO) Long-Term Rating as of 12/31/2024	Rated A or Equivalent?	Purchase Date	Maturity	Investment Maturity (Years)
California ST Taxable Vr Purp Go - 13063D7D4	312,645.00	Aa2	Yes	10/4/2023	10/1/2028	4.9
California ST Taxable Vr Purp Go Bd - 13063EGT7	398,795.95	Aa2	Yes	10/30/2024	8/1/2029	4.7
<b>Total Municipal Bonds</b>	<b>711,440.95</b>					

**Supranational**

Security Description	Market Value	Moody's (NRSRO) Long-Term Rating as of 12/31/2024	Rated A or Equivalent?	Inception Date	Maturity	Investment Maturity (Years)
International Bank - 459058LN1	327,551.40	Aaa	Yes	10/8/2024	10/16/2029	5.0
International Bank M T N - 459058JL8	195,730.00	Aaa	Yes	10/22/2020	10/28/2025	4.9
Inter American Devel Bk - 4581X0DV7	483,600.00	Aaa	Yes	4/13/2021	4/20/2026	5.0
International Bank M T N - 459058KT9	295,539.00	Aaa	Yes	7/18/2023	7/12/2028	4.9
Inter American Devel Bk - 4581X0DC9	243,090.00	Aaa	Yes	12/8/2023	9/18/2028	4.7
<b>Total Supranational</b>	<b>1,545,510.40</b>					

**U.S. Corporate**

Security Description	Market Value	Moody's (NRSRO) Long-Term Rating as of 12/31/2024	Rated A or Equivalent?	Inception Date	Maturity	Investment Maturity (Years)
Caterpillar Fini Service - 14913RUAJ9	457,182.00	A2	Yes	3/18/2024	2/27/2029	4.9
Cisco Sys Inc - 17275RBR2	407,140.00	A1	Yes	3/13/2024	2/26/2029	4.9
Eli Lilly Co - 532457CQ9	198,834.00	A1	Yes	8/27/2024	8/14/2029	4.9
Paccar Financial Corp - 69371RR73	234,934.20	A1	Yes	3/31/2022	4/7/2025	3.0
Pfizer Inc Sr Glbl Nto - 717081EX7	124,268.75	A2	Yes	6/3/2020	5/28/2025	4.9
Bank New York Mellon Corp - 06406RBN6	500,900.00	A3	Yes	2/20/2025	2/1/2029	3.9
Apple Inc. - 037833EB2	169,793.75	Aaa	Yes	2/5/2021	2/8/2026	4.9
Unitedhealth Group Inc. - 91324PEC2	57,938.40	A2	Yes	6/16/2021	5/15/2026	4.8
Walmart Inc - 931142ER0	57,458.40	Aa2	Yes	9/8/2021	9/17/2026	5.0
Honeywell International - 438516BL9	291,735.00	A2	Yes	12/13/2022	11/1/2026	3.8
Duke Energy Carolinas - 26442CAS3	293,979.00	Aa3	Yes	10/28/2022	12/1/2026	4.0
Target Corp - 87612EBM7	134,750.00	A2	Yes	1/19/2022	1/15/2027	4.9
Procter Gamble Co The - 742718FV6	289,035.00	Aa3	Yes	2/1/2022	2/1/2027	4.9
Charles Schwab Corp - 808513BY0	91,656.00	A2	Yes	3/1/2022	3/3/2027	4.9
Berkshire Hathaway Fin - 084664CZ2	270,720.80	Aa2	Yes	3/7/2022	3/15/2027	5.0
Blackrock Inc - 09247XAN1	245,872.50	Aa3	Yes	4/27/2022	3/15/2027	4.8
Northern Tr Corp Sr Nt - 665859AW4	298,638.00	A2	Yes	5/5/2022	5/10/2027	4.9
Unitedhealth Group Inc - 91324PEG3	301,404.05	A2	Yes	5/17/2022	5/15/2027	4.9
Walmart Inc - 931142EX7	249,305.00	Aa2	Yes	9/12/2022	9/9/2027	4.9
Apple Inc - 037833DK3	243,385.00	Aaa	Yes	2/1/2023	11/13/2027	4.7
Toyota Mtr Cr Corp - 89236TKQ7	357,673.15	A1	Yes	1/9/2023	1/12/2028	4.9
Mastercard Incorporated - 57636QAW4	407,468.00	Aa3	Yes	3/9/2023	3/9/2028	4.9
Public Service Electric - 74456QBU9	343,399.00	A1	Yes	6/22/2023	5/1/2028	4.8
Florida Pwr Lt Co - 341081GN1	350,395.50	Aa2	Yes	6/22/2023	5/15/2028	4.8
Merck Co Inc - 58933YBH7	398,824.00	A1	Yes	5/17/2023	5/17/2028	4.9
Prologis L P - 74340XCG4	252,785.00	A3	Yes	6/27/2023	6/15/2028	4.9
National Rural Util Coop - 63743HFN7	252,692.50	A2	Yes	2/5/2024	2/7/2029	4.9
Air Products and Chemicals Inc - 009158BH8	403,248.00	A2	Yes	5/17/2024	2/8/2029	4.7
Eli Lilly Co - 532457CK2	267,178.30	A1	Yes	2/7/2024	2/9/2029	4.9
John Deere Capital Corporation - 24422EXT1	426,812.40	A1	Yes	6/11/2024	6/11/2029	4.9
Home Depot Inc - 437076DC3	404,904.00	A2	Yes	6/25/2024	6/25/2029	4.9
Pepsico Inc Sr Nt - 713448FX1	328,048.50	A1	Yes	7/15/2024	7/17/2029	4.9
Toronto Dominion Bank - 89115A2Y7	405,016.00	A1	Yes	4/10/2024	4/5/2029	4.9
Bank of Montreal - 06367WB85	249,425.00	A2	Yes	8/6/2021	5/1/2025	3.7
Royal Bank of Canada - 78015K7H1	248,360.00	A1	Yes	5/20/2021	6/10/2025	4.0
<b>Total U.S. Corporate</b>	<b>10,015,159.20</b>					



**U.S. Government**

Security Description	Market Value	Moody's (NRSRO) Long-Term Rating as of 12/31/2024	Rated A or Equivalent?	Inception Date	Maturity	Investment Maturity (Years)
U. S. Treasury Note - 91282CLC3	701,834.00	Aaa	Yes	7/30/2024	7/31/2029	4.9
U S Treasury Note - 91282CLR0	755,505.00	Aaa	Yes	12/18/2024	10/31/2029	4.8
U S Treasury Note - 91282CMA6	604,638.00	Aaa	Yes	12/9/2024	11/30/2029	4.9
U S Treasury Note - 91282CMD0	1,018,160.00	Aaa	Yes	1/10/2025	12/31/2029	4.9
U S Treasury Note - 91282CGQ8	751,702.50	Aaa	Yes	3/18/2025	2/28/2030	4.9
U.S. Treasury Note - 912828ZL7	249,215.00	Aaa	Yes	1/13/2021	4/30/2025	4.2
U.S. Treasury Note - 912828ZT0	496,655.00	Aaa	Yes	12/16/2020	5/31/2025	4.4
U.S. Treasury Note - 91282CAB7	493,295.00	Aaa	Yes	12/16/2020	7/31/2025	4.6
U.S. Treasury Note - 91282CAJ0	491,870.00	Aaa	Yes	12/1/2020	8/31/2025	4.7
U.S. Treasury Note - 91282CAT8	488,780.00	Aaa	Yes	12/1/2020	10/31/2025	4.8
U.S. Treasury Note - 91282CBC4	486,325.00	Aaa	Yes	1/8/2021	12/31/2025	4.9
U.S. Treasury Note - 91282CBH3	484,790.00	Aaa	Yes	2/16/2021	1/31/2026	4.9
U.S. Treasury Note - 91282CBQ3	483,960.00	Aaa	Yes	3/4/2021	2/28/2026	4.9
U.S. Treasury Note - 91282CCF6	240,742.50	Aaa	Yes	6/28/2021	5/31/2026	4.9
U.S. Treasury Note - 91282CCP4	478,400.00	Aaa	Yes	9/17/2021	7/31/2026	4.8
U.S. Treasury Note - 91282CCW9	478,045.00	Aaa	Yes	11/29/2021	8/31/2026	4.7
U.S. Treasury Note - 91282CCZ2	477,795.00	Aaa	Yes	12/15/2021	9/30/2026	4.7
U S Treasury Note - 91282CEF4	486,720.00	Aaa	Yes	11/2/2022	3/31/2027	4.4
U.S. Treasury Note - 91282CEN7	488,575.00	Aaa	Yes	6/6/2022	4/30/2027	4.8
U S Treasury Note - 91282CET4	438,102.00	Aaa	Yes	7/8/2022	5/31/2027	4.8
U S Treasury Note - 91282CEW7	493,280.00	Aaa	Yes	10/20/2022	6/30/2027	4.6
U S Treasury Note - 91282CFH9	240,656.15	Aaa	Yes	10/6/2022	8/31/2027	4.8
U S Treasury Note - 91282CFM8	502,910.00	Aaa	Yes	10/24/2022	9/30/2027	4.9
U S Treasury Note - 91282CFU0	502,830.00	Aaa	Yes	11/18/2022	10/31/2027	4.9
U S Treasury Note - 9128283F5	479,650.00	Aaa	Yes	11/28/2022	11/15/2027	4.9
U S Treasury Note - 91282CGC9	599,862.00	Aaa	Yes	1/26/2023	12/31/2027	4.9
U S Treasury Note - 91282CHX2	608,790.00	Aaa	Yes	9/27/2023	8/31/2028	4.9
U S Treasury Note - 91282CDF5	458,010.00	Aaa	Yes	1/30/2024	10/31/2028	4.7
U S Treasury Note - 91282CFL0	747,892.50	Aaa	Yes	10/22/2024	9/30/2029	4.9
U S Treasury Note - 9128285M8	486,795.00	Aaa	Yes	1/19/2024	11/15/2028	4.8
<b>Total U.S. Government</b>	<b>15,715,784.65</b>					

**US Bank - Chandler Asset Mgmt**

March 2025 Bond Total per Treasurer's Report	39,812,916.62
Total Per March 2025 Chandler Statement	39,812,916.62
Variance	-

**US Bank - Chandler Liquidity Fund**

March 2025 Bond Total per Treasurer's Report	82,856,311.82
Total Per March 2025 Chandler Statement	82,856,311.82
Variance	-





## STAFF REPORT

**DATE:** June 5, 2025  
**TO:** Finance Committee  
**FROM:** Jose Velasquez, Chief Financial Officer  
**SUBJECT:** Monthly Revenue and Expenditures Report - April 2025

---

### **STRATEGIC GOAL:**

Strategic Goal 6 – Demonstrate Effective Financial Stewardship

D. Maintain a Data Driven Approach and Financial-Based Decision-Making

### **MEETING HISTORY:**

5/12/2025 Finance Committee

### **BACKGROUND:**

The Board of Directors requested the Monthly Financial Status Reports to be presented to the Finance Committee for review and discussion before presenting them to the Board of Directors. The reports are being produced by the District's Financial System (System of Records) and will be presented on a monthly basis.

### **DISCUSSION:**

The Monthly Financial Status Report (**Exhibit A**) summarizes the District's revenue categories as well as expenditures for all Departments. The original total budget includes the adopted budget. The current total budget includes the adopted budget plus any budget amendments or adjustments made during the year. Period activity column represents activity for the reporting periods. The fiscal activity column represents the year-to-date activity or transactions that have been recorded in the general ledger from the beginning of the fiscal year July 1 through June 30th. The encumbrance column represents funds encumbered with a purchase order that's not spent but committed. The percentage column represents the percentage of the current budget that has been received (Revenue) or utilized (Expenditure).

In summary, for the first ten months of the fiscal year through April 2025, the District has total earned revenues of \$35,517,505 and incurred total expenses of \$25,992,138. This results in an operating surplus of \$9,525,367. The surplus is being used to support the Capital Improvement Program. Contributing to the positive results are water sales and investment income greater than budgeted. Also contributing to the operating surplus is overall departmental expenditures are less than budgeted.

### **FISCAL IMPACT:**

There is no fiscal impact for producing the April 2025 Monthly Revenue & Expenditure Report.

**REQUESTED ACTION:**

Approve the April 2025 Monthly Revenue and Expenditures Report.

**Attachments**

[Exhibit A - 2025 April Monthly Rev & Exp Report.pdf](#)

# EXHIBIT A





West Valley Water District, CA

# Budget Report Group Summary

For Fiscal: 2024-2025 Period Ending: 04/30/2025

Departmen...	Original Total Budget	Current Total Budget	Period Activity	Fiscal Activity	Encumbrances	Variance Favorable (Unfavorable)	Percent Used
<b>Revenue</b>							
4000 - Water consumption sales	19,360,000.00	19,360,000.00	1,322,463.66	17,498,783.48	0.00	-1,861,216.52	90.39 %
4010 - Water service charges	8,890,000.00	8,890,000.00	942,144.09	7,580,546.61	0.00	-1,309,453.39	85.27 %
4020 - Other operating revenue	4,806,616.00	4,806,616.00	263,730.49	3,233,494.71	0.00	-1,573,121.29	67.27 %
4030 - Property Taxes	3,677,030.00	3,677,030.00	873,528.72	3,688,804.92	0.00	11,774.92	100.32 %
4040 - Interest & Investment Earnings	4,000,000.00	4,200,000.00	0.00	3,338,914.35	0.00	-861,085.65	79.50 %
4050 - Rental Revenue	41,000.00	41,000.00	3,445.84	33,922.40	0.00	-7,077.60	82.74 %
4060 - Grants and Reimbursements	1,554,757.00	1,554,757.00	0.00	124,810.34	0.00	-1,429,946.66	8.03 %
4080 - Other Non-Operating Revenue	32,000.00	32,000.00	0.00	18,228.28	0.00	-13,771.72	56.96 %
<b>Revenue Total:</b>	<b>42,361,403.00</b>	<b>42,561,403.00</b>	<b>3,405,312.80</b>	<b>35,517,505.09</b>	<b>0.00</b>	<b>-7,043,897.91</b>	<b>83.45 %</b>

**Budget Report**

**For Fiscal: 2024-2025 Period Ending: 04/30/2025**

Departmen...	Original Total Budget	Current Total Budget	Period Activity	Fiscal Activity	Encumbrances	Variance Favorable (Unfavorable)	Percent Used
<b>Expense</b>							
5110 - Source Of Supply	2,310,700.00	2,310,700.00	48,585.32	1,483,157.47	0.00	827,542.53	64.19 %
5210 - Production	5,177,350.00	5,201,350.00	335,520.82	4,071,092.87	90,373.73	1,039,883.40	80.01 %
5310 - Water Quality	855,225.00	855,225.00	64,831.44	620,866.11	30,566.21	203,792.68	76.17 %
5320 - Water Treatment - Perchlorate	685,000.00	661,000.00	2,114.90	198,592.28	4,007.67	458,400.05	30.65 %
5350 - Water Treatment - FBR/FXB	2,389,005.00	2,365,005.00	152,952.35	1,639,087.24	164,818.67	561,099.09	76.27 %
5390 - Water Treatment - Roemer/Arsenic	2,348,920.00	2,318,920.00	319,571.02	2,018,739.73	107,087.23	193,093.04	91.67 %
5410 - Maintenance - T & D	3,303,500.00	3,263,500.00	231,485.38	2,170,068.32	378,047.69	715,383.99	78.08 %
5510 - Customer Service	1,083,500.00	1,123,500.00	197,892.59	1,224,776.05	0.00	-101,276.05	109.01 %
5520 - Meter Reading	1,094,100.00	1,108,500.00	98,602.26	806,849.63	44,416.10	257,234.27	76.79 %
5530 - Billing	614,800.00	614,800.00	46,281.03	475,985.51	36,105.96	102,708.53	83.29 %
5610 - Administration	2,337,295.00	2,333,795.00	174,539.18	1,826,715.33	121,044.50	386,035.17	83.46 %
5615 - General Operations	3,087,098.00	3,111,098.00	113,195.74	2,258,325.74	185,186.73	667,585.53	78.54 %
5620 - Accounting	928,430.00	928,430.00	89,069.40	887,983.95	14,003.75	26,442.30	97.15 %
5630 - Engineering	2,173,300.00	2,203,300.00	142,139.13	1,529,788.58	287,455.55	386,055.87	82.48 %
5640 - Business Systems	1,662,116.00	1,662,116.00	96,631.89	1,226,990.11	28,103.68	407,022.21	75.51 %
5645 - GIS	310,200.00	310,200.00	20,043.28	166,162.25	0.00	144,037.75	53.57 %
5650 - Board Of Directors	339,500.00	339,500.00	23,628.22	230,502.07	18,000.00	90,997.93	73.20 %
5660 - Human Resources/Risk Management	949,730.00	984,730.00	95,607.93	749,134.61	13,492.20	222,103.19	77.45 %
5680 - Purchasing	734,300.00	734,300.00	45,693.40	556,842.99	0.00	177,457.01	75.83 %
5710 - Public Affairs	1,520,985.00	1,524,485.00	95,544.54	961,260.62	170,086.02	393,138.36	74.21 %
5720 - Grants & Rebates	325,000.00	325,000.00	0.00	104,120.31	661.50	220,218.19	32.24 %
6200 - Interest Expense	912,000.00	912,000.00	0.00	785,096.43	0.00	126,903.57	86.09 %
6300 - Debt Administration Service	6,615.00	6,615.00	0.00	0.00	0.00	6,615.00	0.00 %
<b>Expense Total:</b>	<b>35,148,669.00</b>	<b>35,198,069.00</b>	<b>2,393,929.82</b>	<b>25,992,138.20</b>	<b>1,693,457.19</b>	<b>7,512,473.61</b>	<b>78.66 %</b>
<b>Report Surplus (Deficit):</b>	<b>7,212,734.00</b>	<b>7,363,334.00</b>	<b>1,011,382.98</b>	<b>9,525,366.89</b>	<b>-1,693,457.19</b>	<b>468,575.70</b>	<b>106.36 %</b>

**Fund Summary**

Fund	Original Total Budget	Current Total Budget	Period Activity	Fiscal Activity	Encumbrances	Variance Favorable (Unfavorable)
100 - Water Operations Fund	7,212,734.00	7,363,334.00	1,011,382.98	9,525,366.89	-1,693,457.19	468,575.70
<b>Report Surplus (Deficit):</b>	<b>7,212,734.00</b>	<b>7,363,334.00</b>	<b>1,011,382.98</b>	<b>9,525,366.89</b>	<b>-1,693,457.19</b>	<b>468,575.70</b>



## STAFF REPORT

**DATE:** June 5, 2025  
**TO:** Finance Committee  
**FROM:** Jose Velasquez, Chief Financial Officer  
**SUBJECT:** Monthly Cash Disbursements Report - April 2025

---

### **STRATEGIC GOAL:**

Strategic Goal 6 – Demonstrate Effective Financial Stewardship

D. Maintain a Data Driven Approach and Financial-Based Decision-Making

### **MEETING HISTORY:**

5/25/2025 Finance Committee

### **BACKGROUND:**

The Board of Directors requested the Monthly Cash Disbursements Report to be presented to the Finance Committee for review and discussion before presenting these reports to the Board of Directors. The reports are being produced from the District's Financial System (System of Records) and will be presented to the Finance Committee

### **DISCUSSION:**

Each month, the Accounting Department provides a complete listing of all previous month's disbursements to promote fiscal responsibility and accountability over the expenditure of public funds. This process includes providing the Finance Committee, Board of Directors, and ratepayers the opportunity to review expenses for supplies, materials, services, (**Exhibit A**) and payroll disbursements (**Exhibit B**). Payroll is processed bi-weekly and accounts payable are processed weekly. Information to justify each payment is available through the Accounting Department. For reference, Customer Refunds are credits due as a result of closing a water account.

### **FISCAL IMPACT:**

There is no fiscal impact for producing the April 2025 Cash Disbursement Reports.

### **REQUESTED ACTION:**

Approve the April 2025 Cash Disbursements Reports.

**Attachments**

[Exhibit A - 2025 April Cash Disbursements Board Report.pdf](#)

[Exhibit B - 2025 April Cash Disbursements Payroll.pdf](#)



# EXHIBIT A

**WEST VALLEY WATER DISTRICT**

CASH DISBURSEMENT REPORT  
APRIL 2025

EFT/Check #	Vendor Name	Description	O & M Amount	CIP Amount
8700	ABF PRINTS INC	BLANK CHECK 48" X 22"	\$ 210.11	
8720	ABF PRINTS INC	PRODUCTION SUPPLIES	\$ 70.04	
8720	ABF PRINTS INC	EATH DAY BANNER	\$ 479.49	
8720	ABF PRINTS INC	SHOP SUPPLIES	\$ 193.95	
8701	ACWA /JPIA	EE Adjusts	\$ (3,811.84)	
8701	ACWA /JPIA	DELTACARE DENTAL PPO	\$ 74.34	
8701	ACWA /JPIA	HEALTH INSURANCE	\$ 608.55	
8701	ACWA /JPIA	DELTACARE DENTAL PPO	\$ 650.72	
8701	ACWA /JPIA	HEALTH INSURANCE	\$ 9,156.75	
8701	ACWA /JPIA	DELTACARE DENTAL HMO	\$ 456.53	
8701	ACWA /JPIA	DELTACARE DENTAL PPO	\$ 9,252.90	
8701	ACWA /JPIA	EMPLOYEE ASSISTANCE PROGRAM	\$ 200.88	
8701	ACWA /JPIA	HEALTH INSURANCE	\$ 149,709.30	
8701	ACWA /JPIA	Retirees	\$ 18,286.36	
8701	ACWA /JPIA	Retirees	\$ 1,807.82	
8702	AIR & HOSE SOURCE INC	PRODUCTION SUPPLIES	\$ 75.43	
88533	AIRGAS USA LLC	SHOP SUPPLIES	\$ 153.51	
8721	ALBERT A WEBB ASSOCIATES	18 inch Diameter Transmission Main Crossing Frwy		\$ 574.86
88574	ALBERT, NORIEGA,	CUSTOMER REFUND	\$ 51.24	
88491	AMAZON.COM SALES INC	OFFICE SUPPLIES	\$ 43.14	
88491	AMAZON.COM SALES INC	PRODUCTION SUPPLIES	\$ (226.23)	
88491	AMAZON.COM SALES INC	PRODUCTION SUPPLIES	\$ (75.41)	
88491	AMAZON.COM SALES INC	OPERATING SUPPLIES	\$ 48.44	
88491	AMAZON.COM SALES INC	PURCHASING MEMBERSHIP	\$ 376.05	
88491	AMAZON.COM SALES INC	WATER QUALITY SUPPLIES	\$ 31.19	
88491	AMAZON.COM SALES INC	WATER QUALITY SUPPLIES	\$ 39.90	
88534	AMAZON.COM SALES INC	ADMIN SUPPLIES	\$ 145.97	
88534	AMAZON.COM SALES INC	OFFICE SUPPLIES	\$ 196.88	
88534	AMAZON.COM SALES INC	OFFICE SUPPLIES	\$ 67.87	
88534	AMAZON.COM SALES INC	OFFICE SUPPLIES	\$ 227.32	
88534	AMAZON.COM SALES INC	COMPUTER SUPPLIES	\$ 121.80	
88534	AMAZON.COM SALES INC	OFFICE SUPPLIES	\$ (195.36)	
88534	AMAZON.COM SALES INC	OFFICE SUPPLIES	\$ 13.16	
88534	AMAZON.COM SALES INC	OFFICE SUPPLIES	\$ 81.41	
88534	AMAZON.COM SALES INC	OFFICE SUPPLIES	\$ 61.94	
88595	AMAZON.COM SALES INC	OFFICE SUPPLIES	\$ 41.26	
88595	AMAZON.COM SALES INC	ENGINEERING SUPPLIES	\$ 131.46	
88595	AMAZON.COM SALES INC	OFFICE SUPPLIES	\$ 142.68	
88595	AMAZON.COM SALES INC	MAINTENANCE SUPPLIES	\$ 133.56	
88595	AMAZON.COM SALES INC	EARTH DAY 2025 SUPPLIES	\$ 164.87	
88595	AMAZON.COM SALES INC	OFFICE SUPPLIES	\$ 46.92	
88595	AMAZON.COM SALES INC	EARTH DAY 2025 SUPPLIES	\$ 8.61	
88595	AMAZON.COM SALES INC	Computer supplies Feb 2025	\$ 616.31	
88595	AMAZON.COM SALES INC	Computer supplies Feb 2025	\$ 346.33	
88595	AMAZON.COM SALES INC	Computer supplies Feb 2025	\$ 1,422.10	
88595	AMAZON.COM SALES INC	ADMIN SUPPLIES	\$ 115.67	
88595	AMAZON.COM SALES INC	MAINTENANCE SUPPLIES	\$ 374.31	
88595	AMAZON.COM SALES INC	OUTREACH PROGRAM	\$ 58.14	
88595	AMAZON.COM SALES INC	WATER QUALITY SUPPLIES	\$ 53.45	
88595	AMAZON.COM SALES INC	OUTREACH PROGRAM	\$ 287.15	
88639	AMAZON.COM SALES INC	WATER QUALITY SUPPLIES	\$ 141.36	
88639	AMAZON.COM SALES INC	EARTH DAY SUPPLIES	\$ (21.54)	
88639	AMAZON.COM SALES INC	WELLNESS PROGRAM	\$ 16.69	
88639	AMAZON.COM SALES INC	OFFICE SUPPLIES	\$ 113.74	

**WEST VALLEY WATER DISTRICT**

CASH DISBURSEMENT REPORT  
APRIL 2025

EFT/Check #	Vendor Name	Description	O & M Amount	CIP Amount
88639	AMAZON.COM SALES INC	OFFICE SUPPLIES	\$ 74.35	
88639	AMAZON.COM SALES INC	EARTH DAY SUPPLIES	\$ (21.54)	
88639	AMAZON.COM SALES INC	EARTH DAY SUPPLIES	\$ 145.34	
88535	AQUA-METRIC SALES CO	METERS 3" - 6" ORDER	\$ 7,122.17	
88535	AQUA-METRIC SALES CO	METERS 3" - 6" ORDER	\$ 3,748.01	
88596	AQUA-METRIC SALES CO	11011 - 3/4 METER ORDER	\$ 6,127.03	
88596	AQUA-METRIC SALES CO	2" C2 Meter		\$ 18,742.59
88596	AQUA-METRIC SALES CO	MXU Warranty Housing Replacement	\$ 828.17	
88596	AQUA-METRIC SALES CO	MXU Warranty Housing Replacement	\$ 3,818.77	
88596	AQUA-METRIC SALES CO	MXU 520 M SINGLE PORT		\$ 459.98
88596	AQUA-METRIC SALES CO	MXU 520 M SINGLE PORT		\$ 45,998.48
88596	AQUA-METRIC SALES CO	4" to 8" Meter Order		\$ 4,123.35
88492	AQUATIC INFORMATICS INC	TOKAY WEB TEST	\$ 950.00	
8669	ARAIZA, ANTHONY W	MEDICARE PART B REIMB-JAN-MAR 2025	\$ 1,110.00	
8670	ARAIZA, DIANA	MEDICARE PART B REIMB-JAN-MAR 2025	\$ 1,110.00	
8671	ASCHE, PEGGY S	MEDICARE PART B REIMB-JAN-MAR 2025	\$ 1,110.00	
8722	ASHWORTH, MARIADA L	MEDICARE PART B JAN-MAR 2025	\$ 555.00	
88597	AT&T	TELEMETRY LINE-03/07/25-04/06/25	\$ 64.10	
88597	AT&T	TELEMETRY LINE	\$ 64.10	
88598	AT&T INTERNET	INTERNET SERVICES-02/26/25-03/25/25	\$ 154.44	
88599	AT&T LONG DISTANCE	ROEMER LONG DISTANCE	\$ 26.46	
88600	ATG USA INC	BLUEBEAM UPFRONT SUBSCRIPTION	\$ 1,300.00	
8653	AUTOMATED GATE SERVICES INC	Replacement of gate keypad	\$ 1,395.00	
8654	BENNETT, ESTEVAN	MILEAGE REIMBURSEMENT-MARCH 2025	\$ 104.86	
8703	BEST BEST & KRIEGER LLP	LEGAL FEES-MARCH 2025	\$ 3,724.60	
8703	BEST BEST & KRIEGER LLP	LEGAL FEES-MARCH 2025	\$ 6,864.00	
8703	BEST BEST & KRIEGER LLP	LEGAL FEES-MARCH 2025	\$ 8,514.10	
8703	BEST BEST & KRIEGER LLP	LEGAL FEES-MARCH 2025	\$ 1,041.10	
8703	BEST BEST & KRIEGER LLP	LEGAL FEES-MARCH 2025	\$ 120.00	
8703	BEST BEST & KRIEGER LLP	LEGAL FEES-MARCH 2025	\$ 605.81	
8703	BEST BEST & KRIEGER LLP	LEGAL FEES-MARCH 2025	\$ 520.00	
8703	BEST BEST & KRIEGER LLP	LEGAL FEES-MARCH 2025	\$ 922.63	
8703	BEST BEST & KRIEGER LLP	LEGAL FEES-MARCH 2025	\$ 3,159.20	
88493	BLAINE TECH SERVICES INC	Monitoring wells pump installation	\$ 2,775.00	
8723	BOOT BARN INC	SAFETY BOOTS-RANYA JABER	\$ 102.37	
8723	BOOT BARN INC	SAFETY BOOTS-JAIME VALENCIA	\$ 238.12	
8723	BOOT BARN INC	SAFETY BOOTS-RUDY OLGUIN	\$ 183.16	
8723	BOOT BARN INC	SAFETY BOOTS-ROBEERT MACKAMUL	\$ 219.76	
88592	BOUDREAU PIPELINE CORP	CUSTOMER REFUND	\$ 3,490.57	
88593	BOUDREAU PIPELINE CORP	CUSTOMER REFUND	\$ 2,016.04	
88514	Bravo, Miguel	CUSTOMER REFUND	\$ 15.42	
88494	BURRTEC WASTE INDUSTRIES INC	DISPOSAL FEES-ROEMER	\$ 240.19	
88536	BURRTEC WASTE INDUSTRIES INC	DISPOSAL FEES-HQ	\$ 803.82	
88577	Burton, Rosie Burton & Tim	CUSTOMER REFUND	\$ 168.91	
DFT0004419	CALIFORNIA STATE DISBURSEMENT UNIT	CHILD SUPPORT	\$ 984.46	
DFT0004458	CALIFORNIA STATE DISBURSEMENT UNIT	CHILD SUPPORT	\$ 984.46	
88601	CALIFORNIA STRATEGIES & ADVOCACY LLC	State Lobbyist-APRIL 2025	\$ 12,500.00	
DFT0004422	CALPERS	PERS 2ndTIER-EE	\$ 12,291.39	
DFT0004423	CALPERS	PERS 2nd TIER-ER	\$ 12,481.71	
DFT0004424	CALPERS	PERS CLASSIC ER	\$ 24,443.25	
DFT0004425	CALPERS	PERS EPMC	\$ 13,666.38	
DFT0004444	CALPERS	Replacement Benefit Contribution 2025	\$ 1,350.90	
DFT0004445	CALPERS	EE Adjust	\$ (206.84)	
DFT0004446	CALPERS	PERS 2ndTIER-EE	\$ 195.32	

**WEST VALLEY WATER DISTRICT**

CASH DISBURSEMENT REPORT  
APRIL 2025

EFT/Check #	Vendor Name	Description	O & M Amount	CIP Amount
DFT0004447	CALPERS	PERS 2nd TIER-ER	\$ 198.34	
DFT0004461	CALPERS	PERS 2ndTIER-EE	\$ 11,833.78	
DFT0004462	CALPERS	PERS 2nd TIER-ER	\$ 12,017.03	
DFT0004463	CALPERS	PERS CLASSIC ER	\$ 27,245.41	
DFT0004464	CALPERS	PERS EPMC	\$ 15,233.09	
DFT0004470	CALPERS	Rounding	\$ (0.01)	
88537	CA-NV AWWA	WATER QUALITY GRADE 2 CERT-JOANNE CHAN	\$ 105.00	
8672	CASEY, MATTHEW P	MEDICARE PART B REIMB-JAN-MAR 2025	\$ 777.00	
88633	Castro, Stacey	CUSTOMER REFUND	\$ 53.16	
8704	CDW GOVERNMENT INC	Vmware Anual subscription 2025	\$ 4,795.20	
8673	CHANDLER ASSET MANAGEMENT	MARCH 2025 SERVICES	\$ 7,699.91	
88495	CHARTER COMMUNICATIONS	CABLE/TELEPHONE	\$ 292.53	
88495	CHARTER COMMUNICATIONS	CABLE/TELEPHONE	\$ 143.00	
88495	CHARTER COMMUNICATIONS	INTERNET SVCS	\$ 1,549.00	
88496	CINTAS CORPORATION	DISTRICT MAINTENANCE	\$ 192.49	
88496	CINTAS CORPORATION	DISTRICT MAINTENANCE	\$ 182.54	
88496	CINTAS CORPORATION	DISTRICT MAINTENANCE	\$ 192.49	
88538	CINTAS CORPORATION	JANITORIAL SERVICES	\$ 192.49	
88497	CINTAS CORPORATION NO 2	Safety First-Aid Cabinets and AED Services	\$ 580.26	
88539	CINTAS CORPORATION NO 2	SAFETY SUPPLIES	\$ 562.46	
88539	CINTAS CORPORATION NO 2	SAFETY SUPPLIES	\$ 281.23	
88640	CITY OF COLTON	ENCROACHMENT PERMIT FEE	\$ 618.00	
88641	CITY OF RIALTO-ENGINEERING SERVICES DEPARTMENT	ENCROACHMENT PERMIT FEE	\$ 958.70	
88641	CITY OF RIALTO-ENGINEERING SERVICES DEPARTMENT	ENCROACHMENT PERMIT FEE	\$ 976.70	
88641	CITY OF RIALTO-ENGINEERING SERVICES DEPARTMENT	ENCROACHMENT PERMIT FEE	\$ 985.70	
88641	CITY OF RIALTO-ENGINEERING SERVICES DEPARTMENT	ENCROACHMENT PERMIT FEE	\$ 958.70	
88641	CITY OF RIALTO-ENGINEERING SERVICES DEPARTMENT	ENCROACHMENT PERMIT FEE	\$ 958.70	
88641	CITY OF RIALTO-ENGINEERING SERVICES DEPARTMENT	ENCROACHMENT PERMIT FEE	\$ 958.70	
88602	CITY OF SAN BERNARDINO	LYTLE CREEK STREAMFLOW-MARCH 2025	\$ 10,772.25	
88642	CLA VAL CO	Service on 12" backwash cla-val for backwash line	\$ 3,958.80	
88642	CLA VAL CO	Service on 8" backwash cla-val for backwash line	\$ 1,620.93	
88498	CLEANMART USA	Janitorial supplies for the District	\$ 876.97	
88643	CLEANMART USA	Janitorial supplies for the District	\$ 420.91	
88644	CLEARGOV INC	SUBSCRIPTION 1/2/24-1/1/25	\$ 8,100.00	
8655	CLINICAL LAB OF SAN BERNARDINO INC	LAB FEES	\$ 825.50	
8655	CLINICAL LAB OF SAN BERNARDINO INC	LAB FEES-BLF	\$ 44.00	
8655	CLINICAL LAB OF SAN BERNARDINO INC	LAB FEES-BLF	\$ 44.00	
8655	CLINICAL LAB OF SAN BERNARDINO INC	LAB FEES-WELLS	\$ 50.00	
8655	CLINICAL LAB OF SAN BERNARDINO INC	LAB FEES-WELLS	\$ 51.00	
8655	CLINICAL LAB OF SAN BERNARDINO INC	LAB FEES-WELLS	\$ 51.00	
8655	CLINICAL LAB OF SAN BERNARDINO INC	LAB FEES	\$ 202.50	
8655	CLINICAL LAB OF SAN BERNARDINO INC	LAB FEES-BLF	\$ 15.00	
8674	CLINICAL LAB OF SAN BERNARDINO INC	LAB FEES-FBR	\$ 204.00	
8674	CLINICAL LAB OF SAN BERNARDINO INC	LAB FEES-ROEMER	\$ 123.50	
8674	CLINICAL LAB OF SAN BERNARDINO INC	LAB FEES-ROEMER	\$ 90.00	
8674	CLINICAL LAB OF SAN BERNARDINO INC	LAB FEES-WELLS	\$ 55.50	
8674	CLINICAL LAB OF SAN BERNARDINO INC	LAB FEES-ROEMER	\$ 90.00	
8674	CLINICAL LAB OF SAN BERNARDINO INC	LAB FEES-FBR	\$ 40.00	
8674	CLINICAL LAB OF SAN BERNARDINO INC	LAB FEES-ROEMER	\$ 155.00	
8674	CLINICAL LAB OF SAN BERNARDINO INC	LAB FEES-FBR	\$ 204.00	
8674	CLINICAL LAB OF SAN BERNARDINO INC	LAB FEES-ROEMER	\$ 17.50	
8674	CLINICAL LAB OF SAN BERNARDINO INC	LAB FEES-ROEMER	\$ 17.50	
8674	CLINICAL LAB OF SAN BERNARDINO INC	LAB FEES	\$ 142.50	
8674	CLINICAL LAB OF SAN BERNARDINO INC	LAB FEES-FBR	\$ 40.00	

**WEST VALLEY WATER DISTRICT**

CASH DISBURSEMENT REPORT  
 APRIL 2025

EFT/Check #	Vendor Name	Description	O & M Amount	CIP Amount
8674	CLINICAL LAB OF SAN BERNARDINO INC	LAB FEES	\$ 22.50	
8674	CLINICAL LAB OF SAN BERNARDINO INC	LAB FEES-BLF	\$ 39.00	
8705	CLINICAL LAB OF SAN BERNARDINO INC	LAB FEES-ARSENIC	\$ 40.50	
8705	CLINICAL LAB OF SAN BERNARDINO INC	LAB FEES-FBR	\$ 172.50	
8705	CLINICAL LAB OF SAN BERNARDINO INC	LAB FEES-FBR	\$ 386.00	
8705	CLINICAL LAB OF SAN BERNARDINO INC	LAB FEES-FBR	\$ 42.00	
8705	CLINICAL LAB OF SAN BERNARDINO INC	LAB FEES-FBR	\$ 42.00	
8705	CLINICAL LAB OF SAN BERNARDINO INC	LAB FEES-ROEMER	\$ 82.00	
8705	CLINICAL LAB OF SAN BERNARDINO INC	LAB FEES-ROEMER	\$ 228.00	
8705	CLINICAL LAB OF SAN BERNARDINO INC	LAB FEES-ROEMER	\$ 123.50	
8705	CLINICAL LAB OF SAN BERNARDINO INC	LAB FEES-ROEMER	\$ 90.00	
8705	CLINICAL LAB OF SAN BERNARDINO INC	LAB FEES-ROEMER	\$ 560.50	
8705	CLINICAL LAB OF SAN BERNARDINO INC	LAB FEES	\$ 1,241.50	
8705	CLINICAL LAB OF SAN BERNARDINO INC	LAB FEES-WELL#6	\$ 267.50	
8705	CLINICAL LAB OF SAN BERNARDINO INC	LAB FEES-ROEMER	\$ 17.50	
8705	CLINICAL LAB OF SAN BERNARDINO INC	LAB FEES-ROEMER	\$ 17.50	
8705	CLINICAL LAB OF SAN BERNARDINO INC	LAB FEES-FBR	\$ 42.00	
8705	CLINICAL LAB OF SAN BERNARDINO INC	LAB FEES-FBR	\$ 42.00	
8705	CLINICAL LAB OF SAN BERNARDINO INC	LAB FEES-FBR	\$ 42.00	
8705	CLINICAL LAB OF SAN BERNARDINO INC	LAB FEES	\$ 22.50	
8705	CLINICAL LAB OF SAN BERNARDINO INC	LAB FEES	\$ 825.50	
8705	CLINICAL LAB OF SAN BERNARDINO INC	LAB FEES-WELLS	\$ 52.50	
8705	CLINICAL LAB OF SAN BERNARDINO INC	LAB FEES-BLF	\$ 44.00	
8705	CLINICAL LAB OF SAN BERNARDINO INC	LAB FEES-WELLS	\$ 57.00	
8705	CLINICAL LAB OF SAN BERNARDINO INC	LAB FEES-BLF	\$ 44.00	
8705	CLINICAL LAB OF SAN BERNARDINO INC	LAB FEES-WELLS	\$ 64.50	
8705	CLINICAL LAB OF SAN BERNARDINO INC	LAB FEES-WELLS	\$ 46.50	
8705	CLINICAL LAB OF SAN BERNARDINO INC	LAB FEES-WELLS	\$ 82.50	
8705	CLINICAL LAB OF SAN BERNARDINO INC	LAB FEES-FBR	\$ 40.00	
8705	CLINICAL LAB OF SAN BERNARDINO INC	LAB FEES	\$ 202.50	
8705	CLINICAL LAB OF SAN BERNARDINO INC	LAB FEES-BLF	\$ 15.00	
8705	CLINICAL LAB OF SAN BERNARDINO INC	LAB FEES-ROEMER	\$ 17.50	
8705	CLINICAL LAB OF SAN BERNARDINO INC	LAB FEES-ROEMER	\$ 17.50	
8705	CLINICAL LAB OF SAN BERNARDINO INC	LAB FEES	\$ 142.50	
8705	CLINICAL LAB OF SAN BERNARDINO INC	LAB FEES-PERCHLORATE	\$ 250.50	
8705	CLINICAL LAB OF SAN BERNARDINO INC	LAB FEES-PERCHLORATE	\$ 34.50	
8705	CLINICAL LAB OF SAN BERNARDINO INC	LAB FEES-WELLS	\$ 91.50	
8705	CLINICAL LAB OF SAN BERNARDINO INC	LAB FEES-WELLS	\$ 91.50	
8705	CLINICAL LAB OF SAN BERNARDINO INC	LAB FEES	\$ 31.50	
8705	CLINICAL LAB OF SAN BERNARDINO INC	LAB FEES	\$ 7.50	
8705	CLINICAL LAB OF SAN BERNARDINO INC	LAB FEES-FBR	\$ 40.00	
8724	CLINICAL LAB OF SAN BERNARDINO INC	LAB FEES-WELL#6	\$ 620.00	
8724	CLINICAL LAB OF SAN BERNARDINO INC	LAB FEES-FBR	\$ 620.00	
8724	CLINICAL LAB OF SAN BERNARDINO INC	LAB FEES-FBR	\$ 204.00	
8724	CLINICAL LAB OF SAN BERNARDINO INC	LAB FEES-ROEMER	\$ 123.50	
8724	CLINICAL LAB OF SAN BERNARDINO INC	LAB FEES-ROEMER	\$ 90.00	
8724	CLINICAL LAB OF SAN BERNARDINO INC	LAB FEES-ROEMER	\$ 17.50	
8724	CLINICAL LAB OF SAN BERNARDINO INC	LAB FEES-ROEMER	\$ 17.50	
8724	CLINICAL LAB OF SAN BERNARDINO INC	LAB FEES-BLF	\$ 15.00	
8724	CLINICAL LAB OF SAN BERNARDINO INC	LAB FEES	\$ 202.50	
8724	CLINICAL LAB OF SAN BERNARDINO INC	LAB FEES	\$ 135.00	
8724	CLINICAL LAB OF SAN BERNARDINO INC	LAB FEES	\$ 7.50	
8724	CLINICAL LAB OF SAN BERNARDINO INC	LAB FEES	\$ 7.50	
8724	CLINICAL LAB OF SAN BERNARDINO INC	LAB FEES	\$ 7.50	

**WEST VALLEY WATER DISTRICT**

CASH DISBURSEMENT REPORT  
APRIL 2025

EFT/Check #	Vendor Name	Description	O & M Amount	CIP Amount
88540	COASTAL BUILDING SERVICES INC	Janitorial Services-MARCH 2025	\$ 185.00	
88540	COASTAL BUILDING SERVICES INC	Janitorial Services-MARCH 2025	\$ 2,904.00	
88499	COLONIAL SUPPLEMENTAL INSURANCE	COLONIAL	\$ 1,762.49	
88499	COLONIAL SUPPLEMENTAL INSURANCE	COLONIAL	\$ 1,118.43	
88499	COLONIAL SUPPLEMENTAL INSURANCE	COLONIAL	\$ 1,762.36	
88499	COLONIAL SUPPLEMENTAL INSURANCE	COLONIAL	\$ 1,118.34	
88499	COLONIAL SUPPLEMENTAL INSURANCE	EE Adjust	\$ 0.01	
88541	COLTON PUBLIC UTILITIES	WELL#18A ELETRIC	\$ 575.39	
88500	CORE & MAIN LP	1 1/2" & 2" KAMSTRUP METER ORDER	\$ 8,606.21	
8707	CRB SECURITY SOLUTIONS	Security Alarms Monitoring & Repair	\$ 760.29	
8707	CRB SECURITY SOLUTIONS	Security Alarms Monitoring & Repair	\$ 331.71	
8675	CURTIS, DEVI A	MEDICARE PART B REIMB-JAN-MAR 2025	\$ 555.00	
8676	CURTIS, MITCHELL A	MEDICARE PART B REIMB-JAN-MAR 2025	\$ 555.00	
88603	CUSTOM WATER, INC	Water Bottles - Blanket PO	\$ 1,327.76	
88542	D&N TREE CARE INC	Emergency Tree Removal	\$ 19,000.00	
88543	DAN'S LAWNMOVER CENTER	MAINTENANCE SUPPLIES	\$ 564.09	
88543	DAN'S LAWNMOVER CENTER	MAINTENANCE SUPPLIES	\$ 23.21	
88587	Darmali, Julius Benardi	CUSTOMER REFUND	\$ 57.82	
8708	DAVID N M TURCH	Federal Lobbyist Services-FEB 2025	\$ 12,500.00	
8709	DIAMOND ENVIRONMENTAL SERVICES LP	PORTABLE RESTROOM RENTAL-10272 S CEDAR	\$ 124.26	
8709	DIAMOND ENVIRONMENTAL SERVICES LP	PORTABLE RESTROOM RENTAL-18451 VINEYARD AVE	\$ 124.26	
88544	DIGITAL IMAGE SOLUTIONS, LLC	OFFICE SUPPLIES	\$ 276.93	
88544	DIGITAL IMAGE SOLUTIONS, LLC	OFFICE SUPPLIES	\$ 244.29	
88544	DIGITAL IMAGE SOLUTIONS, LLC	OFFICE SUPPLIES	\$ 361.30	
88529	DONLON BUILDERS	CUSTOMER REFUND	\$ 2,239.47	
88604	EARTHCAM INC	SOFTWARE & ARCHIVING SERVICE	\$	450.00
DFT0004409	EMPLOYMENT DEVELOPMENT DEPT	STATE TAX	\$ 167.16	
DFT0004426	EMPLOYMENT DEVELOPMENT DEPT	STATE TAX	\$ 18,706.67	
DFT0004448	EMPLOYMENT DEVELOPMENT DEPT	STATE TAX	\$ 5.18	
DFT0004465	EMPLOYMENT DEVELOPMENT DEPT	STATE TAX	\$ 20,919.19	
DFT0004472	EMPLOYMENT DEVELOPMENT DEPT	UI Benefit Charge QE 03.31.25	\$ 643.00	
8656	FASTENAL COMPANY	SHOP SUPPLIES	\$ 219.31	
8656	FASTENAL COMPANY	SHOP SUPPLIES	\$ 180.54	
8656	FASTENAL COMPANY	SHOP SUPPLIES	\$ 215.93	
8677	FASTENAL COMPANY	SHOP SUPPLIES	\$ 468.68	
8677	FASTENAL COMPANY	SHOP SUPPLIES	\$ 28.50	
8710	FASTENAL COMPANY	MAINTENANCE SUPPLIES	\$ 893.31	
8710	FASTENAL COMPANY	SHOP SUPPLIES	\$ 774.23	
8710	FASTENAL COMPANY	SHOP SUPPLIES	\$ 510.63	
8710	FASTENAL COMPANY	SHOP SUPPLIES	\$ 253.05	
8725	FASTENAL COMPANY	SHOP SUPPLIES	\$ 900.08	
8725	FASTENAL COMPANY	SHOP SUPPLIES	\$ 476.99	
88582	Fear, Joshua	CUSTOMER REFUND	\$ 27.12	
88545	FERGUSON ENTERPRISES INC # 677	STOCK ORDER 03/17/25	\$ 301.70	
88545	FERGUSON ENTERPRISES INC # 677	STOCK ORDER 03/17/25	\$ 293.08	
88545	FERGUSON ENTERPRISES INC # 677	STOCK ORDER 03/17/25	\$ 265.58	
88545	FERGUSON ENTERPRISES INC # 677	STOCK ORDER 03/17/25	\$ 141.71	
88605	FERGUSON ENTERPRISES INC # 677	STOCK ORDER 11-18-24	\$ 68.35	
88645	GABALDON, RENE	NCEES EXAM FEE	\$ 225.00	
88606	GALLAGHER BENEFIT SERVICES INC	HR SERVICES	\$ 4,480.00	
8657	GARCIA, ANGELA	MILEAGE REIMBURSEMENT-MARCH 2025	\$ 28.00	
8726	GARCIA, ANGELA	ACWA WASHINGTON DC ADVOCACY TRIP	\$ 3,893.75	
8726	GARCIA, ANGELA	SAC ADVOCACY TRIP TRANSPORTATION	\$ 126.92	
88517	GARCIA, KATHLEEN	CUSTOMER REFUND	\$ 58.08	



**WEST VALLEY WATER DISTRICT**

CASH DISBURSEMENT REPORT  
APRIL 2025

EFT/Check #	Vendor Name	Description	O & M Amount	CIP Amount
88546	GARDA CL WEST INC	OFFICE SUPPLIES	\$ 664.24	
88519	Geigel, Zaida Ivette Rolon	CUSTOMER REFUND	\$ 59.09	
8678	GETZ, BETTY	MEDICARE PART B REIMB-JAN-MAR 2025	\$ 555.00	
88646	GHD INC	Professional Engineering Services Roemer Expansion	\$ 72,146.98	
88646	GHD INC	Professional Engineering Services Roemer Expansion	\$ 69,682.50	
88607	GLADWELL GOVERNMENTAL SERVICES INC	LEGAL PROFESSIONAL SERVICES	\$ 4,500.00	
88547	GOMEZ, LUIS	MEALS AFTER HOURS	\$ 40.00	
88548	GRAINGER INC	8" Backflow Prevention Device for District	\$ 16,971.51	
88548	GRAINGER INC	Backflow Preventers	\$ 7,084.23	
88548	GRAINGER INC	WELLNESS PROGRAM	\$ 112.93	
88548	GRAINGER INC	WELLNESS PROGRAM	\$ 103.01	
88608	GRAINGER INC	PRODUCTION SUPPLIES	\$ 31.63	
88647	GRAINGER INC	FBR SUPPLIES	\$ 951.04	
88647	GRAINGER INC	ROEMER SUPPLIES	\$ 119.10	
88647	GRAINGER INC	ROEMER SUPPLIES	\$ 57.45	
88520	Gutierrez, Oscar A	CUSTOMER REFUND	\$ 30.61	
8679	HANNA, DIANA G	MEDICARE PART B REIMB-JAN-MAR 2025	\$ 555.00	
8680	HANNA, DONALD R	MEDICARE PART B REIMB-JAN-MAR 2025	\$ 555.00	
8658	HASA INC.	CHEMICALS-ROEMER	\$ 5,682.91	
8681	HASA INC.	CHEMICALS-WELLS	\$ 253.95	
8681	HASA INC.	CHEMICALS-WELLS	\$ 380.93	
8681	HASA INC.	CHEMICALS-WELLS	\$ 380.93	
8681	HASA INC.	CHEMICALS-WELLS	\$ 507.91	
8711	HASA INC.	CHEMICALS-WELLS	\$ 634.88	
8711	HASA INC.	CHEMICALS-WELLS	\$ 253.95	
8711	HASA INC.	CHEMICALS-WELLS	\$ 253.95	
8711	HASA INC.	CHEMICALS-BLF	\$ 1,142.79	
8711	HASA INC.	CHEMICALS-WELLS	\$ 225.07	
8711	HASA INC.	CHEMICALS-WELLS	\$ 28.88	
8711	HASA INC.	CHEMICALS-FBR	\$ 3,409.75	
8711	HASA INC.	CHEMICALS-ROEMER	\$ 5,579.96	
8711	HASA INC.	CHEMICALS-ROEMER	\$ 102.95	
8727	HASA INC.	CHEMICALS-WELLS	\$ 253.95	
8727	HASA INC.	CHEMICALS-BLF	\$ 761.86	
8727	HASA INC.	CHEMICALS-WELLS	\$ 253.95	
8727	HASA INC.	CHEMICALS-WELLS	\$ 253.95	
8727	HASA INC.	CHEMICALS-WELLS	\$ 253.95	
88594	HENKELS & MCCOY WEST, LLC	CUSTOMER REFUND	\$ 3,570.23	
88516	HERNANDEZ, MARICRUZ & OSCAR	CUSTOMER REFUND	\$ 36.68	
88609	HERRERA, ALBERT	EAL PROGRAM	\$ 42.00	
8682	HIDALGO, EDGAR	MEALS AFTER HOURS	\$ 34.56	
8682	HIDALGO, EDGAR	MEALS AFTER HOURS	\$ 34.57	
88648	HOME DEPOT	DISTRICT MAINTENANCE	\$ 24.48	
88648	HOME DEPOT	DISTRICT MAINTENANCE	\$ 43.92	
88648	HOME DEPOT	DISTRICT MAINTENANCE	\$ 24.03	
88648	HOME DEPOT	METERS SUPPLIES	\$ 504.09	
88648	HOME DEPOT	MAINTENANCE SUPPLIES	\$ 483.80	
88648	HOME DEPOT	MAINTENANCE SUPPLIES	\$ 386.93	
88648	HOME DEPOT	MAINTENANCE SUPPLIES	\$ 1,147.60	
88648	HOME DEPOT	JANITORIAL SUPPLIES	\$ 34.35	
88648	HOME DEPOT	DISTRICT MAINTENANCE	\$ 6.64	
88648	HOME DEPOT	MAINTENANCE SUPPLIES	\$ 173.24	
88648	HOME DEPOT	MAINTENANCE SUPPLIES	\$ 555.52	
88648	HOME DEPOT	JANITORIAL SUPPLIES	\$ 71.56	

**WEST VALLEY WATER DISTRICT**

CASH DISBURSEMENT REPORT  
APRIL 2025

EFT/Check #	Vendor Name	Description	O & M Amount	CIP Amount
88648	HOME DEPOT	MAINTENANCE SUPPLIES	\$ 46.24	
88648	HOME DEPOT	DISTRICT MAINTENANCE	\$ 21.53	
88584	Honaya LLC	CUSTOMER REFUND	\$ 62.52	
88578	Huang, Zhihan	CUSTOMER REFUND	\$ 58.72	
88610	I.U.O.E., LOCAL UNION NO. 12	I.U.O.E LOCAL 12 UNION DUES	\$ 451.00	
88610	I.U.O.E., LOCAL UNION NO. 12	I.U.O.E LOCAL 12 UNION DUES	\$ 11.00	
88610	I.U.O.E., LOCAL UNION NO. 12	I.U.O.E LOCAL 12 UNION DUES	\$ 440.00	
88638	INC, Opendoor Labs	CUSTOMER REFUND	\$ 55.84	
8683	INFOSEND INC	Postage/Printing for Customer Bills	\$ 4,398.68	
8683	INFOSEND INC	Postage/Printing for Customer Bills	\$ 15,529.27	
88549	INLAND EMPIRE UTILITIES AGENCY	FEB 2025 SERVICES	\$ 5,069.58	
88549	INLAND EMPIRE UTILITIES AGENCY	FEB 2025 SERVICES	\$ 1,594.76	
88611	IN-N-OUT BURGER	Earth Day - Hamburgers	\$ 3,464.25	
DFT0004410	IRS	FTX	\$ 474.62	
DFT0004411	IRS	MEDICARE TAX	\$ 314.26	
DFT0004412	IRS	FICA TAX	\$ 1,343.76	
DFT0004427	IRS	FTX	\$ 43,564.68	
DFT0004428	IRS	MEDICARE TAX	\$ 11,273.44	
DFT0004429	IRS	FICA TAX	\$ 48,203.34	
DFT0004449	IRS	FTX	\$ 17.26	
DFT0004450	IRS	MEDICARE TAX	\$ 206.52	
DFT0004451	IRS	FICA TAX	\$ 883.02	
DFT0004466	IRS	FTX	\$ 49,591.42	
DFT0004467	IRS	MEDICARE TAX	\$ 12,023.06	
DFT0004468	IRS	FICA TAX	\$ 51,408.88	
8684	JAUREGUI ARTURO	MEALS AFTER HOURS	\$ 21.70	
8685	JEFF CRIDER	WVWD History Book - 75th Anniversary	\$ 850.00	
8659	JENKINS, DANIEL	MILEAGE REIMBURSEMENT-MARCH 2025	\$ 58.24	
88501	JOHNSON'S HARDWARE INC	VEHICLES MAINTENANCE	\$ 34.64	
88501	JOHNSON'S HARDWARE INC	DISTRICT MAINTENANCE	\$ 9.68	
88501	JOHNSON'S HARDWARE INC	ROEMER SUPPLIES	\$ 92.64	
88550	JOHNSON'S HARDWARE INC	WATER QLTY SUPPLIES	\$ 45.19	
88550	JOHNSON'S HARDWARE INC	MAINTENANCE SUPPLIES	\$ 35.13	
88550	JOHNSON'S HARDWARE INC	DISTRICT MAINTENANCE	\$ 14.19	
88550	JOHNSON'S HARDWARE INC	WATER QUALITY SUPPLIES	\$ 42.19	
88612	JOHNSON'S HARDWARE INC	FBR SUPPLIES	\$ 304.76	
88612	JOHNSON'S HARDWARE INC	FBR SUPPLIES	\$ 213.42	
88649	JOHNSON'S HARDWARE INC	PRODUCTION SUPPLIES	\$ 30.15	
88613	JPW COMMUNICATIONS, INC	Prop 218 Consulting Services	\$ 6,207.50	
88613	JPW COMMUNICATIONS, INC	Prop 218 Consulting Services	\$ 2,945.00	
88650	LAD (AVIATION) INC	CT ENV. Hazard testing	\$ 1,280.00	
88527	LANDSEA FONTANA LLC	CUSTOMER REFUND	\$ 61.87	
88530	LANDSEA FONTANA LLC	CUSTOMER REFUND	\$ 345.79	
88589	LANDSEA FONTANA LLC	CUSTOMER REFUND	\$ 322.78	
88590	LANDSEA FONTANA LLC	CUSTOMER REFUND	\$ 330.58	
88591	LANDSEA FONTANA LLC	CUSTOMER REFUND	\$ 75.01	
88636	LANDSEA FONTANA LLC	CUSTOMER REFUND	\$ 236.82	
8728	LANE, JAN	MEDICARE PART B JAN-MAR 2025	\$ 555.00	
88502	LEGAL SHIELD	LEGALSHIELD	\$ 247.24	
88502	LEGAL SHIELD	LEGALSHIELD	\$ 254.64	
88502	LEGAL SHIELD	EE Adjusts	\$ 7.47	
88614	LEGAL SHIELD	LEGALSHIELD	\$ 262.19	
88614	LEGAL SHIELD	LEGALSHIELD	\$ 247.16	
88525	LENNAR COMMUNITIES	CUSTOMER REFUND	\$ 1,281.00	

**WEST VALLEY WATER DISTRICT**

CASH DISBURSEMENT REPORT  
APRIL 2025

EFT/Check #	Vendor Name	Description	O & M Amount	CIP Amount
88522	LENNAR CORP	CUSTOMER REFUND	\$ 6.21	
88579	LENNAR CORP	CUSTOMER REFUND	\$ 1.87	
88521	LENNAR HOMES	CUSTOMER REFUND	\$ 4.23	
88523	LENNAR HOMES	CUSTOMER REFUND	\$ 14.88	
88524	LENNAR HOMES	CUSTOMER REFUND	\$ 12.75	
88528	LENNAR HOMES	CUSTOMER REFUND	\$ 15.25	
88531	LENNAR HOMES	CUSTOMER REFUND	\$ 12.71	
88532	LENNAR HOMES	CUSTOMER REFUND	\$ 17.08	
88581	LENNAR HOMES	CUSTOMER REFUND	\$ 3.72	
88635	LENNAR HOMES	CUSTOMER REFUND	\$ 26.93	
8660	LIEBERT CASSIDY WHITMORE	LEGAL FEES	\$ 1,455.00	
8660	LIEBERT CASSIDY WHITMORE	LEGAL FEES	\$ 10,584.00	
DFT0004415	LINCOLN FINANCIAL GROUP	LINCOLN DEFERRED COMP	\$ 16,032.84	
DFT0004416	LINCOLN FINANCIAL GROUP	LINCOLN DEFERRED COMP	\$ 2,002.45	
DFT0004417	LINCOLN FINANCIAL GROUP	LINCOLN DEFERRED COMP	\$ 515.00	
DFT0004418	LINCOLN FINANCIAL GROUP	LINCOLN ROTH	\$ 405.10	
DFT0004454	LINCOLN FINANCIAL GROUP	LINCOLN DEFERRED COMP	\$ 16,257.84	
DFT0004455	LINCOLN FINANCIAL GROUP	LINCOLN DEFERRED COMP	\$ 2,315.57	
DFT0004456	LINCOLN FINANCIAL GROUP	LINCOLN DEFERRED COMP	\$ 515.00	
DFT0004457	LINCOLN FINANCIAL GROUP	LINCOLN ROTH	\$ 357.13	
88580	Liu, Zhounan	CUSTOMER REFUND	\$ 74.20	
8729	LONG, MARVALINE	MEDICARE PART B JAN-MAR 2025	\$ 777.00	
88551	LOWES	MAINTENANCE SUPPLIES	\$ 180.02	
88551	LOWES	FBR SUPPLIES	\$ 251.69	
88651	LUNDIN, PATRICIA A	MEDICARE PART B JAN-MAR 2025	\$ 1,442.70	
88552	MAINSTREET COMMUNICATION, INC	Earth Day T-shirts	\$ 3,865.43	
88553	MARIPOSA LANDSCAPES INC	Landscape Maintenance Service	\$ 7,500.98	
88553	MARIPOSA LANDSCAPES INC	Landscape Maintenance Service	\$ 2,290.50	
88615	MARROQUIN, RICARDO	EMERGENCY LEAK OT MEALS	\$ 40.00	
8686	MARTINEZ, ISABEL M	MEDICARE PART B REIMB-JAN-MAR 2025	\$ 555.00	
88583	MARTINEZ, NOEL	CUSTOMER REFUND	\$ 6.16	
8687	MARTINEZ, RAYMOND	MEDICARE PART B REIMB-JAN-MAR 2025	\$ 555.00	
88503	MASTERS TELECOM LLC	ROEMER SCADA LINES	\$ 131.48	
8688	MCDONALD ELECTRIC INC	Emergency repairs on main breaker	\$ 8,201.48	
8661	MCMASTER-CARR SUPPLY COMPANY	ARSENIC SUPPLIES	\$ 399.14	
8661	MCMASTER-CARR SUPPLY COMPANY	ROEMER SUPPLIES	\$ 186.99	
8661	MCMASTER-CARR SUPPLY COMPANY	ROEMER SUPPLIES	\$ 859.50	
8661	MCMASTER-CARR SUPPLY COMPANY	ROEMER SUPPLIES	\$ 397.42	
8661	MCMASTER-CARR SUPPLY COMPANY	ROEMER SUPPLIES	\$ 940.48	
8661	MCMASTER-CARR SUPPLY COMPANY	ROEMER SUPPLIES	\$ 128.04	
8661	MCMASTER-CARR SUPPLY COMPANY	ROEMER SUPPLIES	\$ 764.49	
8661	MCMASTER-CARR SUPPLY COMPANY	ROEMER SUPPLIES	\$ 740.62	
8661	MCMASTER-CARR SUPPLY COMPANY	ROEMER SUPPLIES	\$ 301.83	
8661	MCMASTER-CARR SUPPLY COMPANY	ROEMER SUPPLIES	\$ 816.76	
8689	MCMASTER-CARR SUPPLY COMPANY	ROEMER SUPPLIES	\$ 136.36	
8689	MCMASTER-CARR SUPPLY COMPANY	ROEMER SUPPLIES	\$ 452.13	
8689	MCMASTER-CARR SUPPLY COMPANY	ROEMER SUPPLIES	\$ 956.01	
8689	MCMASTER-CARR SUPPLY COMPANY	ROEMER SUPPLIES	\$ 957.79	
8689	MCMASTER-CARR SUPPLY COMPANY	ROEMER SUPPLIES	\$ 789.15	
8689	MCMASTER-CARR SUPPLY COMPANY	ARSENIC SUPPLIES	\$ 129.11	
8689	MCMASTER-CARR SUPPLY COMPANY	ARSENIC SUPPLIES	\$ 536.16	
8689	MCMASTER-CARR SUPPLY COMPANY	ROEMER SUPPLIES	\$ 599.97	
8689	MCMASTER-CARR SUPPLY COMPANY	ROEMER SUPPLIES	\$ 887.12	
8689	MCMASTER-CARR SUPPLY COMPANY	ROEMER SUPPLIES	\$ 560.08	

**WEST VALLEY WATER DISTRICT**

CASH DISBURSEMENT REPORT  
APRIL 2025

EFT/Check #	Vendor Name	Description	O & M Amount	CIP Amount
8689	MCMaster-CARR SUPPLY COMPANY	ROEMER SUPPLIES	\$ 509.71	
8689	MCMaster-CARR SUPPLY COMPANY	ROEMER SUPPLIES	\$ 354.06	
8712	MCMaster-CARR SUPPLY COMPANY	FBR SUPPLIES	\$ 794.91	
8712	MCMaster-CARR SUPPLY COMPANY	FBR SUPPLIES	\$ 804.12	
8712	MCMaster-CARR SUPPLY COMPANY	FBR SUPPLIES	\$ 358.03	
8712	MCMaster-CARR SUPPLY COMPANY	ROEMER SUPPLIES	\$ 255.36	
8712	MCMaster-CARR SUPPLY COMPANY	FBR SUPPLIES	\$ 52.72	
8712	MCMaster-CARR SUPPLY COMPANY	ROEMER SUPPLIES	\$ 242.31	
8712	MCMaster-CARR SUPPLY COMPANY	ROEMER SUPPLIES	\$ 61.63	
8712	MCMaster-CARR SUPPLY COMPANY	ROEMER SUPPLIES	\$ 401.17	
8712	MCMaster-CARR SUPPLY COMPANY	ARSENIC SUPPLIES	\$ 641.39	
8712	MCMaster-CARR SUPPLY COMPANY	FBR SUPPLIES	\$ 673.19	
8712	MCMaster-CARR SUPPLY COMPANY	ARSENIC SUPPLIES	\$ 223.65	
8712	MCMaster-CARR SUPPLY COMPANY	FBR SUPPLIES	\$ 55.23	
8712	MCMaster-CARR SUPPLY COMPANY	ROEMER SUPPLIES	\$ 685.87	
8712	MCMaster-CARR SUPPLY COMPANY	FBR SUPPLIES	\$ 878.53	
8730	MCMaster-CARR SUPPLY COMPANY	ROEMER SUPPLIES	\$ 981.90	
8730	MCMaster-CARR SUPPLY COMPANY	ROEMER SUPPLIES	\$ 735.30	
8730	MCMaster-CARR SUPPLY COMPANY	ROEMER SUPPLIES	\$ 662.61	
8730	MCMaster-CARR SUPPLY COMPANY	ROEMER SUPPLIES	\$ 994.72	
8730	MCMaster-CARR SUPPLY COMPANY	ROEMER SUPPLIES	\$ 837.12	
8730	MCMaster-CARR SUPPLY COMPANY	ROEMER SUPPLIES	\$ 964.79	
8730	MCMaster-CARR SUPPLY COMPANY	ROEMER SUPPLIES	\$ 933.34	
8730	MCMaster-CARR SUPPLY COMPANY	ROEMER SUPPLIES	\$ 966.16	
8730	MCMaster-CARR SUPPLY COMPANY	FBR SUPPLIES	\$ 48.66	
8730	MCMaster-CARR SUPPLY COMPANY	FBR SUPPLIES	\$ 294.16	
8730	MCMaster-CARR SUPPLY COMPANY	FBR SUPPLIES	\$ 355.52	
8730	MCMaster-CARR SUPPLY COMPANY	ROEMER SUPPLIES	\$ 332.89	
8662	MEDINA, ISABELLE R	ACWA LEGISLATIVE EXPENSES	\$ 113.55	
88504	MICHAEL BAKER INTERNATIONAL, INC	Development of Specs/Plans for Zone 6 Wrought Iron	\$	3,813.75
88504	MICHAEL BAKER INTERNATIONAL, INC	Development of Specs/Plans for Zone 6 Wrought Iron	\$	785.94
88504	MICHAEL BAKER INTERNATIONAL, INC	Development of Specs/Plans for Zone 6 Wrought Iron	\$	6,738.75
88505	MIKE ROQUET CONSTRUCTION, INC.	Street Paving Services	\$ 14,493.56	
88576	Mocci, MM Diamond Investments / James	CUSTOMER REFUND	\$ 2.74	
88554	MONTELONGO, ERNEST	MEDICARE PART B REIMB-JAN-MAR 2025	\$ 555.00	
88555	MONTELONGO, TERESA E	MEDICARE PART B REIMB-JAN-MAR 2025	\$ 555.00	
8663	MOORE, KELVIN	MILEAGE REIMBURSEMENT-MARCH 2025	\$ 141.68	
8690	MURPHY, RONALD	MEDICARE PART B REIMB-JAN-MAR 2025	\$ 555.00	
DFT0004420	NATIONWIDE RETIREMENT SOLUTION	NATIONWIDE DEFERRED COMP	\$ 5,636.44	
DFT0004421	NATIONWIDE RETIREMENT SOLUTION	NATIONWIDE DEFERRED COMP	\$ 300.00	
DFT0004459	NATIONWIDE RETIREMENT SOLUTION	NATIONWIDE DEFERRED COMP	\$ 6,441.44	
DFT0004460	NATIONWIDE RETIREMENT SOLUTION	NATIONWIDE DEFERRED COMP	\$ 100.00	
88616	NED'S OIL SALES INC	ROEMER SUPPLIES	\$ 8.80	
88617	NEO GOV	CONTRACTS/LICENSES	\$ 1,866.91	
88556	OCCUPATIONAL HEALTH CENTERS OF CALIFORNIA, A MEDICAL	HR SERVICES	\$ 1,326.00	
8664	OFFICE SOLUTIONS BUSINESS PRODUCTS & SERVICES	OFFICE SUPPLIES	\$ 713.73	
8664	OFFICE SOLUTIONS BUSINESS PRODUCTS & SERVICES	OFFICE SUPPLIES	\$ 154.24	
8691	OFFICE SOLUTIONS BUSINESS PRODUCTS & SERVICES	OFFICE SUPPLIES	\$ 94.94	
8691	OFFICE SOLUTIONS BUSINESS PRODUCTS & SERVICES	OFFICE SUPPLIES	\$ 353.40	
8691	OFFICE SOLUTIONS BUSINESS PRODUCTS & SERVICES	OFFICE SUPPLIES	\$ 858.41	
8691	OFFICE SOLUTIONS BUSINESS PRODUCTS & SERVICES	OFFICE SUPPLIES-CREDIT	\$ (386.17)	
8713	OFFICE SOLUTIONS BUSINESS PRODUCTS & SERVICES	OFFICE SUPPLIES	\$ 43.27	
88637	OPENDOOR PROPERTY TRUST I	CUSTOMER REFUND	\$ 28.13	
88618	P&S TRUCK SUPPLY INC.	VEHICLE MAINTENANCE	\$ 346.77	

**WEST VALLEY WATER DISTRICT**

CASH DISBURSEMENT REPORT  
APRIL 2025

EFT/Check #	Vendor Name	Description	O & M Amount	CIP Amount
88618	P&S TRUCK SUPPLY INC.	VEHICLE MAINTENANCE	\$ 36.10	
88618	P&S TRUCK SUPPLY INC.	VEHICLE MAINTENANCE	\$ (77.39)	
8692	PANTALEON, SOCORRO	ACWA STATE SYMPOSIUM	\$ 598.00	
8692	PANTALEON, SOCORRO	ACWA STATE SYMPOSIUM	\$ 29.01	
8714	PANTALEON, SOCORRO	CMUA CONFERENCE	\$ 453.65	
8715	PAUL FRANK GRAVESANDE	VEHICLE MAINTENANCE	\$ 525.00	
8715	PAUL FRANK GRAVESANDE	VEHICLE MAINTENANCE	\$ 800.00	
88557	PBK ARCHITECTS, INC.	PSA with PBK for Master Planning Services	\$	23,800.00
8732	PCL CONSTRUCTION INC	Design and Construction of Roemer Upgrade	\$	541,584.81
8732	PCL CONSTRUCTION INC	RETENTION	\$	(27,079.24)
8716	PICAZO'S FLOWER DESIGNS INC	PLANTS MAINTENANCE-NOV 2024	\$ 424.00	
8716	PICAZO'S FLOWER DESIGNS INC	PLANTS MAINTENANCE-DEC 2024	\$ 424.00	
8716	PICAZO'S FLOWER DESIGNS INC	PLANTS MAINTENANCE-JAN 2025	\$ 424.00	
8716	PICAZO'S FLOWER DESIGNS INC	PLANTS MAINTENANCE-FEB 2025	\$ 424.00	
8716	PICAZO'S FLOWER DESIGNS INC	PLANTS MAINTENANCE-MAR 2025	\$ 424.00	
88506	PINNACLE PETROLEUM INC	Gasoline and Diesel for Fleet	\$ 10,376.33	
8733	POUND, ROGER A	MEDICARE PART B JAN-MAR 2025	\$ 555.00	
8734	POUND, PHYLLIS A	MEDICARE PART B JAN-MAR 2025	\$ 555.00	
88558	PROJECT ENERGY SAVERS LLC	PUBLIC OUTREACH SUPPLIES	\$ 517.21	
88575	Properties, Jefferson Investment	CUSTOMER REFUND	\$ 73.71	
88559	QUADIENT FINANCE USA INC	POSTAGE METER RENTAL	\$ 687.64	
88619	QUINN COMPANY	PRODUCTION SUPPLIES	\$ 852.86	
88507	R&S OVERHEAD DOORS OF INLAND EMPIRE INC	DISTRICT MAINTENANCE	\$ 991.14	
8693	RECYCLED AGGREGATE MATERIALS CO INC	DISPOSAL FEES	\$ 390.00	
8665	RED WING BUSINESS ADVANTAGE ACCOUNT	SAFETY BOOTS-LUIS GOMEZ	\$ 250.00	
8694	RED WING BUSINESS ADVANTAGE ACCOUNT	SAFETY BOOTS-EDGAR HIDALGO	\$ 250.00	
88632	REI, ULTRA	CUSTOMER REFUND	\$ 70.57	
88560	RIALTO WATER SERVICES	WELL#16 02/26/25-03/24/25	\$ 34.53	
88560	RIALTO WATER SERVICES	HQ WATER SERVICE 02/20/25-03/19/25	\$ 178.12	
88620	RIALTO WATER SERVICES	FBR 02/17/25-03/17/25	\$ 1,553.47	
88621	ROBERT HALF INTERNATIONAL INC	OUTSIDE LABOR CS-ELIZABETH BRIZUELA	\$ 1,760.00	
88621	ROBERT HALF INTERNATIONAL INC	OUTSIDE LABOR CS-LILIANA FERNANDEZ	\$ 1,865.40	
88621	ROBERT HALF INTERNATIONAL INC	OUTSIDE LABOR CS-LILIA MENDOZA	\$ 1,516.80	
88621	ROBERT HALF INTERNATIONAL INC	OUTSIDE LABOR CS-SHANICE ALEXANDER	\$ 1,939.70	
88634	ROSALES, ROSEMARIE	CUSTOMER REFUND	\$ 81.21	
88561	ROYAL INDUSTRIAL SOLUTIONS	WELLNESS PROGRAM	\$ 484.51	
88622	S&J SUPPLY CO INC	8" MJXFLG ORDER	\$ 379.28	
88622	S&J SUPPLY CO INC	8" MJXFLG ORDER	\$ 573.61	
88652	S&J SUPPLY CO INC	STOCK ORDER 04/10/25	\$ 89.54	
88652	S&J SUPPLY CO INC	STOCK ORDER 04/10/25	\$ 134.15	
88652	S&J SUPPLY CO INC	STOCK ORDER 04/10/25	\$ 829.68	
88652	S&J SUPPLY CO INC	STOCK ORDER 04/10/25	\$ 476.69	
88652	S&J SUPPLY CO INC	STOCK ORDER 04/10/25	\$ 146.37	
88652	S&J SUPPLY CO INC	STOCK ORDER 04/10/25	\$ 38.78	
88652	S&J SUPPLY CO INC	STOCK ORDER 04/10/25	\$ 115.30	
8695	SAFETY COMPLIANCE COMPANY	FIELD SAFETY MEETING 3/11/25	\$ 225.00	
8695	SAFETY COMPLIANCE COMPANY	OFFICE SAFETY MEETING 3/11/25	\$ 200.00	
8717	SAFETY COMPLIANCE COMPANY	FIELD SAFETY MEETING 3/25/25	\$ 225.00	
8718	SAMBA HOLDINGS INC	HR SERVICES	\$ 167.80	
88508	SAN BERNARDINO COUNTY RECORDER	LIEN RELEASE	\$ 20.00	
8696	SANDER, REBECCA	MEDICARE PART B REIMB-JAN-MAR 2025	\$ 555.00	
88653	SB COUNTY FIRE PROTECTION DISTRICT	PERMIT FEES-WELL 54	\$ 465.00	
88623	SB COUNTY REGISTRAR OF VOTERS	BOARD OF DIRECTORS ELECTION-NOV 2024	\$ 190.00	
8719	SB VALLEY MUNICIPAL	BASELINE FEEDER-FEB 2025	\$ 2,200.00	

**WEST VALLEY WATER DISTRICT**

CASH DISBURSEMENT REPORT  
APRIL 2025

EFT/Check #	Vendor Name	Description	O & M Amount	CIP Amount
8719	SB VALLEY MUNICIPAL	BASELINE FEEDER-FEB 2025	\$ 25,444.06	
8719	SB VALLEY MUNICIPAL	BASELINE FEEDER-FEB 2025	\$ 24,958.78	
8719	SB VALLEY MUNICIPAL	BASELINE FEEDER-FEB 2025	\$ 6,189.95	
88585	SEWELL, MARK A	CUSTOMER REFUND	\$ 38.53	
88526	Smith, Wayne	CUSTOMER REFUND	\$ 25.70	
88509	SO CALIFORNIA EDISON	ELECTRICITY-ROEMER	\$ 90,978.15	
88509	SO CALIFORNIA EDISON	BLF ELECTRICITY 02/20/25-03/20/25	\$ 260.50	
88509	SO CALIFORNIA EDISON	ELECTRICITY VARIOUS LOCATIONS	\$ 3,106.83	
88509	SO CALIFORNIA EDISON	ELECTRICITY VARIOUS LOCATIONS	\$ (892.38)	
88509	SO CALIFORNIA EDISON	ELECTRICITY VARIOUS LOCATIONS	\$ 580.39	
88509	SO CALIFORNIA EDISON	ELECTRICITY VARIOUS LOCATIONS	\$ 4,846.18	
88562	SO CALIFORNIA EDISON	ROEMER ELECTRICITY	\$ 50,769.51	
88624	SO CALIFORNIA EDISON	WELL#16 ELECTRICITY	\$ 24,994.19	
88624	SO CALIFORNIA EDISON	VARIOUS LOCATIONS-02/28/25-03/30/25	\$ 71,011.84	
88624	SO CALIFORNIA EDISON	VARIOUS LOCATIONS-02/28/25-03/30/25	\$ 58,852.61	
88624	SO CALIFORNIA EDISON	VARIOUS LOCATIONS-02/28/25-03/30/25	\$ 7,208.53	
88624	SO CALIFORNIA EDISON	VARIOUS LOCATIONS-02/28/25-03/30/25	\$ 109.35	
88624	SO CALIFORNIA EDISON	VARIOUS LOCATIONS-02/28/25-03/30/25	\$ 3,537.15	
88624	SO CALIFORNIA EDISON	VARIOUS LOCATIONS-02/28/25-03/30/25	\$ 20,602.24	
88624	SO CALIFORNIA EDISON	VARIOUS LOCATIONS-02/28/25-03/30/25	\$ 4,554.55	
88624	SO CALIFORNIA EDISON	VARIOUS LOCATIONS-02/28/25-03/30/25	\$ 200.42	
88624	SO CALIFORNIA EDISON	VARIOUS LOCATIONS-02/28/25-03/30/25	\$ 3,324.01	
88624	SO CALIFORNIA EDISON	WELL#17/19920 COUNTRY CLUB	\$ 6,324.81	
88624	SO CALIFORNIA EDISON	WELL#17/19920 COUNTRY CLUB	\$ 520.16	
88624	SO CALIFORNIA EDISON	S END SHOP ELECTRICITY	\$ 66.15	
88563	SOUTH COAST AUTOMATION SYSTEMS INC	ROEMER SUPPLIES	\$ 760.00	
8735	STANTEC CONSULTING SERVICES INC	PSA with Stantec for Master Planning Services	\$ 4,760.00	
8735	STANTEC CONSULTING SERVICES INC	PSA with Stantec for Master Planning Services	\$ 4,537.00	
88564	STATE WATER RESOURCES CONTROL BOARD	PERMIT FEES	\$ 619.00	
DFT0004413	STERLING ADMINISTRATION	STERLING FSA	\$ 266.69	
DFT0004414	STERLING ADMINISTRATION	STERLING FSA	\$ 1,487.70	
DFT0004443	STERLING ADMINISTRATION	EE Adjusts	\$ (0.24)	
DFT0004452	STERLING ADMINISTRATION	STERLING FSA	\$ 266.63	
DFT0004453	STERLING ADMINISTRATION	STERLING FSA	\$ 1,487.22	
DFT0004469	STERLING ADMINISTRATION	EE Adjusts	\$ 0.30	
8736	STERLING WATER TECHNOLOGIES LLC	Aluminum Chlorohydrate for Roemer	\$ 8,325.64	
8736	STERLING WATER TECHNOLOGIES LLC	Aluminum Chlorohydrate for Roemer	\$ 19,844.51	
88510	STUBBIES PROMOTIONS INC	Stainless Steel Camper Mug and Stickets	\$ 3,386.20	
88658	SUNN AMERICA INC	Earth Day Rentals	\$ 7,476.07	
88565	TAYLOR DM BRANDS, INC	OFFICE SUPPLIES	\$ 165.81	
88566	TESCO CONTROLS INC	Tesco programming for Well 2 blending program	\$ 22,000.00	
88567	TESS ELECTRIC INC	PRODUCTION SUPPLIES	\$ 720.00	
88654	TESS ELECTRIC INC	Motor Drive replacement, BST 1 at East Complex	\$ 23,098.00	
88625	THE GAS COMPANY	HQ GAS SVCS-03/11/25-04/09/25	\$ 326.30	
88568	THE STANDARD - VISION	VISION MES	\$ 11.02	
88568	THE STANDARD - VISION	VISION VSP	\$ 117.96	
88568	THE STANDARD - VISION	VISION MES	\$ 132.24	
88568	THE STANDARD - VISION	VISION VSP	\$ 1,355.02	
88568	THE STANDARD - VISION	EE Adjusts	\$ 77.34	
88568	THE STANDARD - VISION	Retirees	\$ 530.82	
88569	THERMO ELECTRON NORTH AMERICA LLC	Dionex parts	\$ 6,904.62	
88569	THERMO ELECTRON NORTH AMERICA LLC	Dionex parts	\$ 2,263.00	
88569	THERMO ELECTRON NORTH AMERICA LLC	Dionex parts	\$ 1,978.90	
88569	THERMO ELECTRON NORTH AMERICA LLC	Dionex parts	\$ 1,309.16	



**WEST VALLEY WATER DISTRICT**

CASH DISBURSEMENT REPORT  
APRIL 2025

EFT/Check #	Vendor Name	Description	O & M Amount	CIP Amount
8737	TOM DODSON & ASSOCIATES	Reservoir Zone 8-3 Modifications	\$	346.80
8737	TOM DODSON & ASSOCIATES	Bloomington Alleyway Main Replacement Phase 3B	\$	1,765.00
8737	TOM DODSON & ASSOCIATES	Bloomington Alleyway Main Replacement Phase 3B	\$	495.00
8737	TOM DODSON & ASSOCIATES	Bloomington Alleyway Main Replacement Phase 3B	\$	495.00
88586	Tong, Benny Hui	CUSTOMER REFUND	\$ 70.75	
88518	TORRES, FELICIA	CUSTOMER REFUND	\$ 75.28	
88626	TPE AUTOMATION LLC	SHOP SUPPLIES	\$ 200.00	
88515	TREJO, CARMEN & NOE	CUSTOMER REFUND	\$ 58.92	
88627	TRI CITIES ANSWERING SERVICE & CALL CTR	ANSWERING SERVICE-03/10/25-04/09/25	\$ 794.55	
88588	Truong, Audrey	CUSTOMER REFUND	\$ 21.96	
DFT0004471	TRUST OPERATIONS/CT-AZ	RETENTION PMT FOR PCL 26-0	\$ 27,079.24	
88511	TYLER TECHNOLOGIES INC	ERP PRO CREDIT	\$ (33,083.36)	
88511	TYLER TECHNOLOGIES INC	INSITE TRANSACTION FEES 10/1/24-12/31/24	\$ 56,180.80	
88511	TYLER TECHNOLOGIES INC	UB CONFIGURATION	\$ 560.00	
88511	TYLER TECHNOLOGIES INC	TYLER TUTORING 3	\$ 320.00	
88511	TYLER TECHNOLOGIES INC	TYLER TUTORING	\$ 320.00	
88570	TYLER TECHNOLOGIES INC	INSITE TRANSACTION FEES 1/1/25-3/31/25	\$ 53,714.00	
88570	TYLER TECHNOLOGIES INC	UTILITY BILLING NOTIFICATIONS	\$ 690.20	
88512	ULINE	MAINTENANCE SUPPLIES	\$ 405.35	
88628	ULINE	SHOP SUPPLIES	\$ 86.43	
88571	UNDERGROUND SERVICE ALERT	MAINTENANCE SUPPLIES	\$ 217.84	
88571	UNDERGROUND SERVICE ALERT	MAINTENANCE SUPPLIES	\$ 435.50	
8666	UNIFIRST CORPORATION	JANITORIAL SERVICES-ROEMER	\$ 74.28	
8666	UNIFIRST CORPORATION	UNIFORMS ROEMER	\$ 4.32	
8666	UNIFIRST CORPORATION	UNIFORMS ROEMER	\$ 5.23	
8666	UNIFIRST CORPORATION	UNIFORMS ROEMER	\$ 6.64	
8666	UNIFIRST CORPORATION	UNIFORMS ROEMER	\$ 8.38	
8666	UNIFIRST CORPORATION	UNIFORMS ROEMER	\$ 10.75	
8666	UNIFIRST CORPORATION	UNIFORMS-PURCHASING	\$ 5.21	
8666	UNIFIRST CORPORATION	UNIFORMS-PURCHASING	\$ 6.27	
8666	UNIFIRST CORPORATION	UNIFORMS-PURCHASING	\$ 11.38	
8666	UNIFIRST CORPORATION	UNIFORMS-PURCHASING	\$ 5.21	
8666	UNIFIRST CORPORATION	UNIFORMS-PRODUCTION	\$ 5.10	
8666	UNIFIRST CORPORATION	UNIFORMS-PRODUCTION	\$ 7.97	
8666	UNIFIRST CORPORATION	UNIFORMS-PRODUCTION	\$ 5.21	
8666	UNIFIRST CORPORATION	UNIFORMS-PRODUCTION	\$ 4.72	
8666	UNIFIRST CORPORATION	UNIFORMS-PRODUCTION	\$ 10.75	
8666	UNIFIRST CORPORATION	UNIFORMS-PRODUCTION	\$ 7.09	
8666	UNIFIRST CORPORATION	UNIFORMS-PRODUCTION	\$ 4.37	
8666	UNIFIRST CORPORATION	UNIFORMS-WATER QLTY	\$ 7.93	
8666	UNIFIRST CORPORATION	UNIFORMS-WATER QLTY	\$ 5.34	
8666	UNIFIRST CORPORATION	UNIFORMS-WATER QLTY	\$ 3.40	
8666	UNIFIRST CORPORATION	UNIFORMS-WATER QLTY	\$ 6.31	
8666	UNIFIRST CORPORATION	UNIFORMS-WATER QLTY	\$ 10.75	
8666	UNIFIRST CORPORATION	UNIFORMS-PRODUCTION	\$ 5.23	
8666	UNIFIRST CORPORATION	UNIFORMS-PRODUCTION	\$ 10.75	
8666	UNIFIRST CORPORATION	UNIFORMS-PRODUCTION	\$ 5.04	
8666	UNIFIRST CORPORATION	UNIFORMS-PRODUCTION	\$ 5.25	
8666	UNIFIRST CORPORATION	UNIFORMS-PRODUCTION	\$ 6.11	
8666	UNIFIRST CORPORATION	UNIFORMS-PRODUCTION	\$ 4.83	
8666	UNIFIRST CORPORATION	UNIFORMS-PRODUCTION	\$ 5.34	
8666	UNIFIRST CORPORATION	UNIFORMS-ENGINEERING	\$ 6.44	
8666	UNIFIRST CORPORATION	UNIFORMS-ENGINEERING	\$ 6.24	
8666	UNIFIRST CORPORATION	UNIFORMS-ENGINEERING	\$ 10.75	

**WEST VALLEY WATER DISTRICT**

CASH DISBURSEMENT REPORT  
APRIL 2025

EFT/Check #	Vendor Name	Description	O & M Amount	CIP Amount
8666	UNIFIRST CORPORATION	JANITORIAL SERVICES-HQ	\$ 87.87	
8666	UNIFIRST CORPORATION	UNIFORMS-FBR	\$ 4.61	
8666	UNIFIRST CORPORATION	UNIFORMS-FBR	\$ 5.64	
8666	UNIFIRST CORPORATION	UNIFORMS-FBR	\$ 10.75	
8666	UNIFIRST CORPORATION	UNIFORMS-FBR	\$ 24.14	
8666	UNIFIRST CORPORATION	UNIFORMS-MAINTENANCE	\$ 10.75	
8666	UNIFIRST CORPORATION	UNIFORMS-MAINTENANCE	\$ 5.31	
8666	UNIFIRST CORPORATION	UNIFORMS-MAINTENANCE	\$ 5.23	
8666	UNIFIRST CORPORATION	UNIFORMS-MAINTENANCE	\$ 5.21	
8666	UNIFIRST CORPORATION	UNIFORMS-MAINTENANCE	\$ 6.34	
8666	UNIFIRST CORPORATION	UNIFORMS-MAINTENANCE	\$ 5.12	
8666	UNIFIRST CORPORATION	UNIFORMS-MAINTENANCE	\$ 5.60	
8666	UNIFIRST CORPORATION	UNIFORMS-MAINTENANCE	\$ 4.92	
8666	UNIFIRST CORPORATION	UNIFORMS-MAINTENANCE	\$ 4.88	
8666	UNIFIRST CORPORATION	UNIFORMS-MAINTENANCE	\$ 4.48	
8666	UNIFIRST CORPORATION	UNIFORMS-MAINTENANCE	\$ 4.37	
8666	UNIFIRST CORPORATION	UNIFORMS-MAINTENANCE	\$ 6.87	
8738	UNIFIRST CORPORATION	JANITORIAL SERVICES-ROEMER	\$ 76.02	
8738	UNIFIRST CORPORATION	UNIFORMS-ROEMER	\$ 6.64	
8738	UNIFIRST CORPORATION	UNIFORMS-ROEMER	\$ 4.32	
8738	UNIFIRST CORPORATION	UNIFORMS-ROEMER	\$ 6.44	
8738	UNIFIRST CORPORATION	UNIFORMS-ROEMER	\$ 5.23	
8738	UNIFIRST CORPORATION	UNIFORMS-ROEMER	\$ 10.75	
8738	UNIFIRST CORPORATION	UNIFORMS-FBR	\$ 5.98	
8738	UNIFIRST CORPORATION	UNIFORMS-FBR	\$ 10.75	
8738	UNIFIRST CORPORATION	UNIFORMS-FBR	\$ 4.61	
8738	UNIFIRST CORPORATION	UNIFORMS-FBR	\$ 5.64	
8738	UNIFIRST CORPORATION	UNIFORMS-PURCHASING	\$ 5.21	
8738	UNIFIRST CORPORATION	UNIFORMS-PURCHASING	\$ 6.27	
8738	UNIFIRST CORPORATION	UNIFORMS-PURCHASING	\$ 5.21	
8738	UNIFIRST CORPORATION	UNIFORMS-PURCHASING	\$ 11.38	
8738	UNIFIRST CORPORATION	UNIFORMS-MAINTENANCE	\$ 4.92	
8738	UNIFIRST CORPORATION	UNIFORMS-MAINTENANCE	\$ 4.48	
8738	UNIFIRST CORPORATION	UNIFORMS-MAINTENANCE	\$ 4.88	
8738	UNIFIRST CORPORATION	UNIFORMS-MAINTENANCE	\$ 5.12	
8738	UNIFIRST CORPORATION	UNIFORMS-MAINTENANCE	\$ 5.21	
8738	UNIFIRST CORPORATION	UNIFORMS-MAINTENANCE	\$ 5.23	
8738	UNIFIRST CORPORATION	UNIFORMS-MAINTENANCE	\$ 5.31	
8738	UNIFIRST CORPORATION	UNIFORMS-MAINTENANCE	\$ 5.60	
8738	UNIFIRST CORPORATION	UNIFORMS-MAINTENANCE	\$ 6.34	
8738	UNIFIRST CORPORATION	UNIFORMS-MAINTENANCE	\$ 10.75	
8738	UNIFIRST CORPORATION	UNIFORMS-MAINTENANCE	\$ 6.87	
8738	UNIFIRST CORPORATION	UNIFORMS-MAINTENANCE	\$ 4.37	
8738	UNIFIRST CORPORATION	UNIFORMS-METERS	\$ 10.75	
8738	UNIFIRST CORPORATION	UNIFORMS-METERS	\$ 4.83	
8738	UNIFIRST CORPORATION	UNIFORMS-METERS	\$ 5.04	
8738	UNIFIRST CORPORATION	UNIFORMS-METERS	\$ 5.23	
8738	UNIFIRST CORPORATION	UNIFORMS-METERS	\$ 5.25	
8738	UNIFIRST CORPORATION	UNIFORMS-METERS	\$ 5.34	
8738	UNIFIRST CORPORATION	UNIFORMS-METERS	\$ 6.11	
8738	UNIFIRST CORPORATION	UNIFORMS-ENGINEERING	\$ 6.24	
8738	UNIFIRST CORPORATION	UNIFORMS-ENGINEERING	\$ 6.44	
8738	UNIFIRST CORPORATION	UNIFORMS-ENGINEERING	\$ 10.75	
8738	UNIFIRST CORPORATION	JANITORIAL SERVICES	\$ 87.87	

**WEST VALLEY WATER DISTRICT**

CASH DISBURSEMENT REPORT  
APRIL 2025

EFT/Check #	Vendor Name	Description	O & M Amount	CIP Amount
8738	UNIFIRST CORPORATION	UNIFORMS-PRODUCTION	\$ 7.09	
8738	UNIFIRST CORPORATION	UNIFORMS-PRODUCTION	\$ 5.21	
8738	UNIFIRST CORPORATION	UNIFORMS-PRODUCTION	\$ 5.10	
8738	UNIFIRST CORPORATION	UNIFORMS-PRODUCTION	\$ 4.72	
8738	UNIFIRST CORPORATION	UNIFORMS-PRODUCTION	\$ 10.75	
8738	UNIFIRST CORPORATION	UNIFORMS-PRODUCTION	\$ 4.37	
8738	UNIFIRST CORPORATION	UNIFORMS-PRODUCTION	\$ 7.97	
8738	UNIFIRST CORPORATION	UNIFORMS-WATER QUALITY	\$ 3.40	
8738	UNIFIRST CORPORATION	UNIFORMS-WATER QUALITY	\$ 10.75	
8738	UNIFIRST CORPORATION	UNIFORMS-WATER QUALITY	\$ 5.37	
8738	UNIFIRST CORPORATION	UNIFORMS-WATER QUALITY	\$ 5.34	
8738	UNIFIRST CORPORATION	UNIFORMS-WATER QUALITY	\$ 6.31	
8738	UNIFIRST CORPORATION	JANITORIAL SERVICES-ROEMER	\$ 74.28	
8738	UNIFIRST CORPORATION	UNIFORMS-ROEMER	\$ 6.64	
8738	UNIFIRST CORPORATION	UNIFORMS-ROEMER	\$ 4.32	
8738	UNIFIRST CORPORATION	UNIFORMS-ROEMER	\$ 6.44	
8738	UNIFIRST CORPORATION	UNIFORMS-ROEMER	\$ 10.75	
8738	UNIFIRST CORPORATION	UNIFORMS-ROEMER	\$ 5.23	
8738	UNIFIRST CORPORATION	UNIFORMS-FBR	\$ 4.61	
8738	UNIFIRST CORPORATION	UNIFORMS-FBR	\$ 5.64	
8738	UNIFIRST CORPORATION	UNIFORMS-FBR	\$ 5.98	
8738	UNIFIRST CORPORATION	UNIFORMS-FBR	\$ 10.75	
8738	UNIFIRST CORPORATION	UNIFORMS-PURCHASING	\$ 11.38	
8738	UNIFIRST CORPORATION	UNIFORMS-PURCHASING	\$ 6.27	
8738	UNIFIRST CORPORATION	UNIFORMS-PURCHASING	\$ 5.21	
8738	UNIFIRST CORPORATION	UNIFORMS-PURCHASING	\$ 5.21	
8738	UNIFIRST CORPORATION	UNIFORMS-MAINTENANCE	\$ 10.75	
8738	UNIFIRST CORPORATION	UNIFORMS-MAINTENANCE	\$ 5.21	
8738	UNIFIRST CORPORATION	UNIFORMS-MAINTENANCE	\$ 5.12	
8738	UNIFIRST CORPORATION	UNIFORMS-MAINTENANCE	\$ 4.92	
8738	UNIFIRST CORPORATION	UNIFORMS-MAINTENANCE	\$ 4.88	
8738	UNIFIRST CORPORATION	UNIFORMS-MAINTENANCE	\$ 4.48	
8738	UNIFIRST CORPORATION	UNIFORMS-MAINTENANCE	\$ 4.37	
8738	UNIFIRST CORPORATION	UNIFORMS-MAINTENANCE	\$ 5.60	
8738	UNIFIRST CORPORATION	UNIFORMS-MAINTENANCE	\$ 6.34	
8738	UNIFIRST CORPORATION	UNIFORMS-MAINTENANCE	\$ 6.87	
8738	UNIFIRST CORPORATION	UNIFORMS-MAINTENANCE	\$ 5.23	
8738	UNIFIRST CORPORATION	UNIFORMS-MAINTENANCE	\$ 5.31	
8738	UNIFIRST CORPORATION	UNIFORMS-WATER QUALITY	\$ 5.37	
8738	UNIFIRST CORPORATION	UNIFORMS-WATER QUALITY	\$ 3.40	
8738	UNIFIRST CORPORATION	UNIFORMS-WATER QUALITY	\$ 5.34	
8738	UNIFIRST CORPORATION	UNIFORMS-WATER QUALITY	\$ 6.31	
8738	UNIFIRST CORPORATION	UNIFORMS-WATER QUALITY	\$ 10.75	
8738	UNIFIRST CORPORATION	UNIFORMS-METERS	\$ 4.83	
8738	UNIFIRST CORPORATION	UNIFORMS-METERS	\$ 10.75	
8738	UNIFIRST CORPORATION	UNIFORMS-METERS	\$ 5.04	
8738	UNIFIRST CORPORATION	UNIFORMS-METERS	\$ 5.23	
8738	UNIFIRST CORPORATION	UNIFORMS-METERS	\$ 5.25	
8738	UNIFIRST CORPORATION	UNIFORMS-METERS	\$ 5.34	
8738	UNIFIRST CORPORATION	UNIFORMS-METERS	\$ 6.11	
8738	UNIFIRST CORPORATION	UNIFORMS-ENGINEERING	\$ 10.75	
8738	UNIFIRST CORPORATION	UNIFORMS-ENGINEERING	\$ 43.94	
8738	UNIFIRST CORPORATION	UNIFORMS-ENGINEERING	\$ 6.24	
8738	UNIFIRST CORPORATION	JANITORIAL SERVICES	\$ 87.87	

**WEST VALLEY WATER DISTRICT**

CASH DISBURSEMENT REPORT  
APRIL 2025

EFT/Check #	Vendor Name	Description	O & M Amount	CIP Amount
8738	UNIFIRST CORPORATION	UNIFORMS-PRODUCTION	\$ 10.75	
8738	UNIFIRST CORPORATION	UNIFORMS-PRODUCTION	\$ 5.21	
8738	UNIFIRST CORPORATION	UNIFORMS-PRODUCTION	\$ 7.97	
8738	UNIFIRST CORPORATION	UNIFORMS-PRODUCTION	\$ 4.37	
8738	UNIFIRST CORPORATION	UNIFORMS-PRODUCTION	\$ 4.72	
8738	UNIFIRST CORPORATION	UNIFORMS-PRODUCTION	\$ 5.10	
8738	UNIFIRST CORPORATION	UNIFORMS-PRODUCTION	\$ 7.09	
8697	UNIVAR USA INC	Phosphoric Acid for FBR Plant	\$ 422.00	
8697	UNIVAR USA INC	Phosphoric Acid for FBR Plant	\$ 4,750.00	
8697	UNIVAR USA INC	Phosphoric Acid for FBR Plant	\$ 4,999.60	
8742	UNIVAR USA INC	Acedic Acid for FBR	\$ 12,532.62	
88629	UNIVERSITY OF LA VERNE	2024-2025 SCHOLARSHIP WINNER	\$ 1,000.00	
88572	USA BLUEBOOK	PRODUCTION SUPPLIES	\$ 325.02	
88572	USA BLUEBOOK	PRODUCTION SUPPLIES	\$ 312.42	
88572	USA BLUEBOOK	ARSENIC SUPPLIES	\$ 943.70	
88572	USA BLUEBOOK	WATER QUALITY SUPPLIES	\$ 850.71	
88572	USA BLUEBOOK	WATER QUALITY SUPPLIES	\$ 177.24	
88630	USA BLUEBOOK	ROEMER SUPPLIES	\$ 878.92	
88630	USA BLUEBOOK	FBR SUPPLIES	\$ 879.42	
88573	VERIZON CONNECT FLEET USA LLC	SERVICES APRIL 2025	\$ 909.15	
88513	VERIZON WIRELESS PHONES	CELL PHONES/INTERNET/EQUIPMENT	\$ 5,913.41	
88513	VERIZON WIRELESS PHONES	CELL PHONES/INTERNET/EQUIPMENT	\$ 482.64	
88513	VERIZON WIRELESS PHONES	CELL PHONES/INTERNET/EQUIPMENT	\$ 1,117.85	
8698	WESTBROOK, LAURA	MEDICARE PART B REIMB-JAN-MAR 2025	\$ 555.00	
88656	WESTERN WATER WORKS SUPPLY CO INC	48" BURY	\$ 896.48	
8699	WILLIAM E KRUEGER	MEDICARE PART B REIMB-JAN-MAR 2025	\$ 1,775.70	
88631	YO FIRE	MAINTENANCE SUPPLIES	\$ 334.03	
88631	YO FIRE	METERS SUPPLIES	\$ 323.25	
88657	YO FIRE	YO FIRE STOCK ORDER	\$ 66.81	
88657	YO FIRE	YO FIRE STOCK ORDER	\$ 96.98	
88657	YO FIRE	YO FIRE STOCK ORDER	\$ 10.78	
88657	YO FIRE	YO FIRE STOCK ORDER	\$ 8.59	
88657	YO FIRE	YO FIRE STOCK ORDER	\$ 73.27	
88657	YO FIRE	YO FIRE STOCK ORDER	\$ 75.43	
88657	YO FIRE	YO FIRE STOCK ORDER	\$ 96.98	
88657	YO FIRE	YO FIRE STOCK ORDER	\$ 506.43	
88657	YO FIRE	PRODUCTION SUPPLIES	\$ 26.94	
88657	YO FIRE	HYDRANT PARTS	\$ 1,745.55	
88657	YO FIRE	HYDRANT PARTS	\$ 1,448.16	
88657	YO FIRE	HYDRANT PARTS	\$ 477.33	
88657	YO FIRE	HYDRANT PARTS	\$ 349.11	
88657	YO FIRE	42" BURY	\$ 452.55	
8668	YOUNG, GREGORY A	MILEAGE REIMBURSEMENT-MARCH 2025	\$ 6.30	
DFT0004490	US BANK-CAL CARD (AL)	SUBSCRIPTIONS/MEMBERSHIPS	\$ 500.00	
DFT0004490	US BANK-CAL CARD (AL)	OFFICE SUPPLIES COSTCO	\$ 209.54	
DFT0004490	US BANK-CAL CARD (AL)	CIP-GIS		\$ 100.00
DFT0004490	US BANK-CAL CARD (AL)	VEHICLES MAINTENANCE	\$ 1,907.00	
DFT0004490	US BANK-CAL CARD (AL)	CITY OF FONTANA PERMIT FEES	\$ 768.60	
DFT0004490	US BANK-CAL CARD (AL)	AMERICAN WATER COLLEGE-CEDRIC JOHNSON	\$ 299.99	
DFT0004490	US BANK-CAL CARD (AL)	AMERICAN WATER COLLEGE-JONATHAN BARFIELD	\$ 149.95	
DFT0004490	US BANK-CAL CARD (AL)	AMERICAN WATER COLLEGE-RENE GABALDON	\$ 495.00	
DFT0004490	US BANK-CAL CARD (AL)	WESTERN MUNICIPAL WATER DIST-PERMIT FEES	\$ 800.00	
DFT0004490	US BANK-CAL CARD (AL)	SB COUNTY PERMIT FEES	\$ 691.22	
DFT0004491	US BANK-CAL CARD (DANIEL JENKINS)	ACWA DC TRIP-DANIEL JENKINS	\$ 3,544.24	

**WEST VALLEY WATER DISTRICT**

CASH DISBURSEMENT REPORT  
APRIL 2025

EFT/Check #	Vendor Name	Description	O & M Amount	CIP Amount
DFT0004491	US BANK-CAL CARD (DANIEL JENKINS)	ACWA DC TRIP-GREG YOUNG	\$ 68.65	
DFT0004491	US BANK-CAL CARD (DANIEL JENKINS)	ACWA DC TRIP-KELVIN MOORE	\$ 36.43	
DFT0004491	US BANK-CAL CARD (DANIEL JENKINS)	ACWA DC TRIP-ANGELA GARCIA	\$ 36.43	
DFT0004491	US BANK-CAL CARD (DANIEL JENKINS)	ACWA DC TRIP-ESTEVAN BENNETT	\$ 36.43	
DFT0004491	US BANK-CAL CARD (DANIEL JENKINS)	DUE TO WVWD-DANIEL JENLINS	\$ 59.34	
DFT0004492	US BANK-CAL CARD (ELVIA)	ACWA DC TRANSP / SPRING CONF LODGING-MOORE	\$ 1,408.76	
DFT0004492	US BANK-CAL CARD (ELVIA)	ACWA SPRING CONFERENCE REGISTRATION-YOUNG	\$ 949.00	
DFT0004492	US BANK-CAL CARD (ELVIA)	ACWA SPRING CONFERENCE LODGING-JENKINS	\$ 1,770.72	
DFT0004492	US BANK-CAL CARD (ELVIA)	ACWA SPRING CONFERENCE LODGING-YOUNG	\$ 1,770.72	
DFT0004492	US BANK-CAL CARD (ELVIA)	RECORDS MANAGEMENT TRAINING-ELVIA	\$ 75.00	
DFT0004492	US BANK-CAL CARD (ELVIA)	AMAZON PRIME MEMBERSHIP	\$ 16.15	
DFT0004492	US BANK-CAL CARD (ELVIA)	ACWA DC TRANSPORTATION-BENNETT	\$ 198.55	
DFT0004492	US BANK-CAL CARD (ELVIA)	ACWA DC TRANSPORTATION/LODGING-JENKINS	\$ 1,063.80	
DFT0004492	US BANK-CAL CARD (ELVIA)	WELL CONFERENCE REGISTRATION-BENNETT	\$ 200.00	
DFT0004492	US BANK-CAL CARD (ELVIA)	WELL CONFERENCE REGISTRATION-MOORE	\$ 200.00	
DFT0004492	US BANK-CAL CARD (ELVIA)	WELL CONFERENCE LODGING-JENKINS	\$ 197.00	
DFT0004492	US BANK-CAL CARD (ELVIA)	WELL CONFERENCE LODGING-BENNETT	\$ 221.51	
DFT0004492	US BANK-CAL CARD (ELVIA)	ACWA SPRING CONFERENCE REGISTRATION-JENKINS	\$ 949.00	
DFT0004492	US BANK-CAL CARD (ELVIA)	ACWA SPRING CONFERENCE REGISTRATION-MOORE	\$ 949.00	
DFT0004493	US BANK-CAL CARD (ESTEVAN L BENNETT)	ACWA DC TRIP-BENNETT	\$ 2,772.93	
DFT0004493	US BANK-CAL CARD (ESTEVAN L BENNETT)	WELL CONFERENCE-BENNETT	\$ 307.82	
DFT0004493	US BANK-CAL CARD (ESTEVAN L BENNETT)	DUE TO WVWD-BENNETT	\$ 47.10	
DFT0004494	US BANK-CAL CARD (GREGORY YOUNG)	ACWA DC TRIP-GREG YOUNG	\$ 717.42	
DFT0004494	US BANK-CAL CARD (GREGORY YOUNG)	ACWA DC TRIP-ESTEVAN BENNETT	\$ 194.43	
DFT0004494	US BANK-CAL CARD (GREGORY YOUNG)	ACWA DC TRIP-DANIEL JENKINS	\$ 223.35	
DFT0004494	US BANK-CAL CARD (GREGORY YOUNG)	ACWA DC TRIP-KELVIN MOORE	\$ 194.42	
DFT0004494	US BANK-CAL CARD (GREGORY YOUNG)	ACWA DC TRIP-ANGELA GARCIA	\$ 168.59	
DFT0004494	US BANK-CAL CARD (GREGORY YOUNG)	ACWA DC TRIP-LINDA JADESKI	\$ 194.42	
DFT0004494	US BANK-CAL CARD (GREGORY YOUNG)	ACWA DC TRIP-MARY JO HARTLEY	\$ 194.42	
DFT0004494	US BANK-CAL CARD (GREGORY YOUNG)	ACWA DC TRIP-SOCORRO PANTALEON	\$ 194.41	
DFT0004495	US BANK-CAL CARD (HAYDEE)	DUES/SUBSCRIPTIONS	\$ 424.00	
DFT0004495	US BANK-CAL CARD (HAYDEE)	TRAINING REGISTRATION-HAYDEE SAINZ	\$ 47.12	
DFT0004495	US BANK-CAL CARD (HAYDEE)	WELLNESS	\$ 628.99	
DFT0004495	US BANK-CAL CARD (HAYDEE)	EMPLOYEE OF THE MONTH	\$ 105.74	
DFT0004496	US BANK-CAL CARD (JOHN THIEL)	BUNESS MEETINGS	\$ 222.45	
DFT0004496	US BANK-CAL CARD (JOHN THIEL)	BUSINESS MEETING WITH BILL FOX	\$ 35.44	
DFT0004496	US BANK-CAL CARD (JOHN THIEL)	BUSINESS MEETING-BILL FOX	\$ 35.44	
DFT0004496	US BANK-CAL CARD (JOHN THIEL)	ENGINEERING LICENSE RENEWAL-JOHN THIEL	\$ 270.00	
DFT0004497	US BANK-CAL CARD (JON)	SR FAX SERVICE	\$ 207.00	
DFT0004497	US BANK-CAL CARD (JON)	CONTRACTS/LICENSES-ZOOM/CISCO DUO	\$ 898.73	
DFT0004497	US BANK-CAL CARD (JON)	STARLINK INTERNET SVCS	\$ 250.00	
DFT0004498	US BANK-CAL CARD (KELVIN MOORE)	ACWA DC TRIP-MOORE	\$ 3,216.02	
DFT0004498	US BANK-CAL CARD (KELVIN MOORE)	ACWA DC TRIP-BENNETT	\$ 68.34	
DFT0004499	US BANK-CAL CARD (LINDA JADESKI)	WASHINGTON DC MEALS-LINDA JADESKI	\$ 354.41	
DFT0004499	US BANK-CAL CARD (LINDA JADESKI)	WASHINGTON DC MEALS-SOCORRO	\$ 66.54	
DFT0004499	US BANK-CAL CARD (LINDA JADESKI)	WASHINGTON DC MEALS-MARY JO	\$ 33.32	
DFT0004499	US BANK-CAL CARD (LINDA JADESKI)	WASHINGTON DC MEALS-A GARCIA	\$ 33.22	
DFT0004500	US BANK-CAL CARD (PAOLA LARA)	MEALS FOR MEETINGS	\$ 1,739.75	
DFT0004500	US BANK-CAL CARD (PAOLA LARA)	ASBCSD LUNCHEON-GARCIA	\$ 47.12	
DFT0004500	US BANK-CAL CARD (PAOLA LARA)	ACWA DC TRIP CREDIT-LINDA JADESKI	\$ (163.00)	
DFT0004500	US BANK-CAL CARD (PAOLA LARA)	ALL HANDS MEETING SUPPLIES	\$ 20.00	
DFT0004500	US BANK-CAL CARD (PAOLA LARA)	IIMC MEMBERSHIP RENEWAL-PAOLA	\$ 135.00	
DFT0004500	US BANK-CAL CARD (PAOLA LARA)	ASBCSD/FONTANA LUNCHEON-JOHN THIEL	\$ 77.12	
DFT0004500	US BANK-CAL CARD (PAOLA LARA)	ASBCSD LUNCHEON-LINDA	\$ 47.12	

**WEST VALLEY WATER DISTRICT**

CASH DISBURSEMENT REPORT  
APRIL 2025

EFT/Check #	Vendor Name	Description	O & M Amount	CIP Amount
DFT0004500	US BANK-CAL CARD (PAOLA LARA)	ASBCSD LUNCHEON-JENKINS	\$ 47.12	
DFT0004500	US BANK-CAL CARD (PAOLA LARA)	ASBCSD LUNCHEON-BENNETT	\$ 47.12	
DFT0004500	US BANK-CAL CARD (PAOLA LARA)	ASBCSD LUNCHEON-MOORE	\$ 47.12	
DFT0004501	US BANK-CAL CARD (SERGIO GRANDA)	ROEMER SUPPLIES	\$ 1,388.01	
DFT0004502	US BANK-CAL CARD (SOCORRO)	OUTREACH PROGRAM	\$ 5.10	
DFT0004502	US BANK-CAL CARD (SOCORRO)	MEALS-DANIEL JENKINS	\$ 24.17	
DFT0004502	US BANK-CAL CARD (SOCORRO)	BILLS RETIREMENT EXPENSES	\$ 269.42	
DFT0004502	US BANK-CAL CARD (SOCORRO)	FINANCE SUPPLIES	\$ 31.40	
DFT0004502	US BANK-CAL CARD (SOCORRO)	DC TRIP STAFF MEALS	\$ 2,890.72	
DFT0004502	US BANK-CAL CARD (SOCORRO)	DUE TO WVWD-A GARCIA	\$ 896.96	
DFT0004502	US BANK-CAL CARD (SOCORRO)	MEMBERSHIP/SUBSCRIPTIONS	\$ 645.99	
DFT0004502	US BANK-CAL CARD (SOCORRO)	CAPIO REGISTRATION-MARY JO HARTLEY	\$ 95.00	
DFT0004502	US BANK-CAL CARD (SOCORRO)	ACWA REGISTRATION-SOCORRO PANTALEON	\$ 385.00	
DFT0004502	US BANK-CAL CARD (SOCORRO)	ACWA/CAPIO REGISTRATION-ISABELLE MEDINA	\$ 510.00	
DFT0004502	US BANK-CAL CARD (SOCORRO)	TRAVEL EXPENSES-MARY JO HARTLEY	\$ 66.82	
DFT0004502	US BANK-CAL CARD (SOCORRO)	ACWA AIRFARE-ISABELLE MEDINA	\$ 492.97	
DFT0004502	US BANK-CAL CARD (SOCORRO)	TRAVEL EXPENSES-SOCORRO PANTALEON	\$ 61.73	
DFT0004502	US BANK-CAL CARD (SOCORRO)	DC FLIGHT/MEALS-ANGELA GARCIA	\$ 468.83	
DFT0004503	US BANK-CAL CARD (YOLANDA)	WVWD TABLECLOTH DRY CLEANING	\$ 203.20	
DFT0004503	US BANK-CAL CARD (YOLANDA)	OFFICE SUPPLIES	\$ 15.21	
DFT0004503	US BANK-CAL CARD (YOLANDA)	SPECIAL EVENTS SUPPLIES	\$ 227.27	
DFT0004503	US BANK-CAL CARD (YOLANDA)	ADMIN MEALS	\$ 558.34	
<b>SUBTOTALS</b>			<b>\$ 1,938,859.88</b>	<b>\$ 623,195.07</b>
<b>GRAND TOTAL</b>			<b>\$ 2,562,054.95</b>	

# Exhibit B



**WEST VALLEY WATER DISTRICT  
PAYROLL GROSS WAGES  
FISCAL YEAR 2024 - 2025**

<b>Report Month</b>	<b>Description</b>	<b>From</b>	<b>To</b>	<b>Gross Wages Paid</b>
July 2024	Pay Period #1	06/01/24	06/30/24	10,319.00
July 2024	Pay Period #14	06/21/24	07/05/24	364,859.06
July 2024	Pay Period #15	07/05/24	07/19/24	384,306.79
Total for July 2024				759,484.85
August 2024	Monthly Pay Period #8	07/01/24	07/31/24	10,112.62
August 2024	Pay Period #16	07/19/24	08/02/24	399,164.38
August 2024	Pay Period #17	08/02/24	08/16/24	369,382.81
Total for August 2024				778,659.81
September 2024	Monthly Pay Period #9	08/01/24	08/31/24	8,255.20
September 2024	Pay Period #18	08/16/24	08/30/24	375,168.59
September 2024	Pay Period #18 (Correction)	08/16/24	08/30/24	-
September 2024	Pay Period #19 & Correction	08/30/24	09/13/24	375,150.76
Total for September 2024				758,574.55
October 2024	Monthly Pay Period #10	09/01/24	09/30/24	9,080.72
October 2024	Pay Period #20	09/13/24	09/27/24	370,916.31
October 2024	Pay Period #21	09/27/24	10/11/24	383,402.01
October 2024	Pay Period #22	10/12/24	10/25/24	370,987.30
Total for October 2024				1,134,386.34
November 2024	Monthly Pay Period #11	10/01/24	10/31/24	10,566.44
November 2024	Pay Period #23	10/25/24	11/08/24	381,778.79
November 2024	Pay Period #24	11/08/24	11/22/24	453,832.93
Total for November 2024				846,178.16
December 2024	Monthly Pay Period #12	11/01/24	11/30/24	10,184.43
December 2024	Pay Period #25	11/23/24	12/06/24	394,066.03
December 2024	Pay Period #26	12/06/24	12/20/24	377,704.02
Total for December 2024				781,954.48
January 2025	Monthly Pay Period #1	12/01/24	12/31/24	10,184.43
January 2025	Pay Period #1	12/21/24	01/03/25	781,883.86
January 2025	Pay Period #2	01/04/25	01/17/25	383,801.81
January 2025	Resignation #1	01/18/25	01/30/25	6,162.54
January 2025	Resignation #2	01/18/25	01/30/25	10,136.13
Total for January 2025				1,192,168.77
February 2025	Monthly Pay Period #2	01/01/25	01/31/25	10,401.12
February 2025	Pay Period #3	01/17/25	01/31/25	391,890.46
February 2025	Pay Period #4	01/31/25	02/14/25	383,150.72
Total for February 2025				785,442.30

**WEST VALLEY WATER DISTRICT  
PAYROLL GROSS WAGES  
FISCAL YEAR 2024 - 2025**

<b>Report Month</b>	<b>Description</b>	<b>From</b>	<b>To</b>	<b>Gross Wages Paid</b>
March 2025	Monthly Pay Period #3	02/01/25	02/28/25	10,834.50
March 2025	Pay Period #5	02/14/25	02/28/25	378,580.29
March 2025	Pay Period #6	02/28/25	03/14/25	384,387.68
Total for March 2025				773,802.47
April 2025	Monthly Pay Period #4	03/01/25	03/31/25	10,184.43
April 2025	Pay Period #7	03/14/25	03/28/25	386,351.13
April 2025	Resignatino #8	03/28/25	04/11/25	7,117.63
April 2025	Pay Period #8	03/28/25	04/11/25	412,205.28
Total for April 2025				815,858.47

**WEST VALLEY WATER DISTRICT  
EFT AND PAYROLL ITEMS  
APRIL 2025**

Date	Item	Check No. or EFT	Amount
04/03/25	Monthly Pay Period #4	n/a	0.00
04/03/25	Pay Period #7	8998	5,088.48
04/11/25	Resignation #8	8999	6,344.10
04/17/25	Pay Period #8	n/a	0.00
	<b>Total Checks</b>		<b><u>11,432.58</u></b>
04/03/25	Monthly Pay Period #4 Direct Deposits	EFT	7,373.55
04/03/25	Federal Tax Withheld Social Security & Medicare	EFT	2,132.64
04/03/25	State Tax Withheld and State Disability Insurance	EFT	167.16
04/03/25	Pay Period #7 Direct Deposits	EFT	248,991.46
04/03/25	Federal Tax Withheld Social Security & Medicare	EFT	103,041.46
04/03/25	State Tax Withheld and State Disability Insurance	EFT	18,706.67
04/03/25	Lincoln Deferred Compensation Withheld	EFT	14,710.29
04/03/25	Lincoln - Employer Match Benefit	EFT	3,325.00
04/03/25	Lincoln - 401a Employer Match Benefit	EFT	0.00
04/03/25	Lincoln - ROTH	EFT	820.10
04/03/25	Lincoln - ROTH Employer Match Benefit	EFT	100.00
04/03/25	Nationwide Deferred Compensation Withheld	EFT	4,961.44
04/03/25	Nationwide - Employer Match Benefit	EFT	675.00
04/03/25	Nationwide - ROTH	EFT	300.00
04/03/25	CalPERS Retirement - Classic (EPMC and ER contribution)	EFT	38,109.63
04/03/25	CalPERS Retirement - 2nd Tier (EE and ER contribution)	EFT	24,566.26
04/03/25	California State Disbursement	EFT	984.46
04/03/25	Sterling FSA & Dependent Care	EFT	1,754.15
04/17/25	Pay Period #8 Direct Deposits	EFT	269,192.34
04/17/25	Federal Tax Withheld Social Security & Medicare	EFT	113,023.36
04/17/25	State Tax Withheld and State Disability Insurance	EFT	20,919.19
04/17/25	Lincoln Deferred Compensation Withheld	EFT	15,248.41
04/17/25	Lincoln - Employer Match Benefit	EFT	3,325.00
04/17/25	Lincoln - 401a Employer Match Benefit	EFT	0.00
04/17/25	Lincoln - ROTH	EFT	772.13
04/17/25	Lincoln - ROTH Employer Match Benefit	EFT	100.00
04/17/25	Nationwide Deferred Compensation Withheld	EFT	5,766.44
04/17/25	Nationwide - Employer Match Benefit	EFT	675.00
04/17/25	Nationwide - ROTH	EFT	100.00
04/17/25	CalPERS Retirement - Classic (EPMC and ER contribution)	EFT	42,478.50
04/17/25	CalPERS Retirement - 2nd Tier (EE and ER contribution)	EFT	23,850.81
04/17/25	California State Disbursement	EFT	984.46
04/17/25	Sterling FSA & Dependent Care	EFT	1,754.15
04/10/25	CalPERS Retirement - Classic (EPMC and ER contribution)	EFT	36,741.66
04/10/25	CalPERS Retirement - 2nd Tier (EE and ER contribution)	EFT	24,369.21
04/10/25	CalPERS RBF - Replacement Benefit Fund	EFT	1,350.90
04/11/25	Resignation #8	EFT	0.00
04/11/25	Federal Tax Withheld Social Security & Medicare	EFT	1,106.80
04/11/25	State Tax Withheld and State Disability Insurance	EFT	5.18
	<b>Total EFT</b>		<b><u>1,032,482.81</u></b>
	<b>Grand Total Payroll Cash</b>		<b><u>1,043,915.39</u></b>



## STAFF REPORT

**DATE:** June 5, 2025  
**TO:** Board of Directors  
**FROM:** Haydee Sainz, Human Resources & Risk Manager  
**SUBJECT:** Annual AB 2561 Staffing Vacancies Report

---

### **STRATEGIC GOAL:**

Strategic Goal 2 - Be an Exemplary Employer

Strategic Goal 5 – Apply Sound Planning, Innovation, and Best Practices

### **MEETING HISTORY:**

5/14/2025 Human Resources Committee

### **BACKGROUND:**

In September 2024, Assembly Bill (AB) 2561 (Gov. Code § 3502.3) was signed by the governor of California. AB 2561 requires a public agency to present the status of vacancies and recruitment and retention efforts at a public hearing at least once per fiscal year, allowing recognized employee organizations to present at the hearing. This report outlines the West Valley Water District's legal obligation under the new law, effective January 01, 2025. The proposed resolution adopts the administrative policy titled “Reporting on staff vacancies, and the city’s recruitment and retention efforts.” This policy establishes the framework and requirements for holding public hearings and reporting on the District’s workforce vacancies, and recruitment and retention efforts in compliance with AB 2561. (Gov. Code § 3502.3).

The passage of AB 2561 recognizes the following challenges in local government employment:

- Job vacancies in local government are widespread and significantly impact public sector service delivery.
- High vacancy rates contribute to increased workloads for existing employees, leading to burnout and higher turnover.
- There is a statewide interest in ensuring that public agencies are adequately staffed to support public service functions.

As of December 2024, the West Valley Water District fifteen (15) staff vacancies, representing a 17% vacancy rate. In 2024, the IUOE had a 16% vacancy rate.

### **DISCUSSION:**

In compliance with AB 2561, the West Valley Water District is required to undertake the following actions:

1. **Public Hearing:** At least once each fiscal year, at a public hearing before the Board of Directors, the District shall present information regarding the status of vacancies and recruitment and retention efforts (Gov. Code § 3502.3(a)(1)) and identify any necessary changes to policies, procedures, and recruitment activities that may lead to obstacles in the hiring process (Gov. Code § 3502.3(a)(3)).

If the Board of Directors adopts an annual budget during the fiscal year, the presentation must occur before the adoption of the final budget. (Gov. Code § 3502.3(a)(2)).

2. **Employee Organization Participation:** Allow the recognized employee organization for each bargaining unit at the District to make presentations during the public hearing concerning vacancies and recruitment and retention efforts. There is one (1) represented bargaining group at the District. (Gov. Code § 3502.3(b)).

3. **Additional Reporting for High Vacancy Rates:** If vacancies in a single bargaining unit meet or exceed 20% of authorized full-time positions, the District must provide additional reporting at the request of the employee organization, including:

- Total number of vacancies
- Number of applicants
- Average time to fill positions
- Opportunities to improve compensation and working conditions (Gov. Code § 3502.3(c)).

#### Policy Implications:

The administrative policy for the public hearing on District vacancies and recruitment and retention efforts (“Policy”) establish protocol for the District’s public hearings on vacancies in order to ensure a fair, orderly and efficient hearing process.

The Policy sets forth specific requirements concerning matters such as the provision of notice to recognized employee organizations regarding the public hearing and their right to make a presentation at the hearing, the length and order of the District’s and the employee organizations’ presentations, and the standards of discourse during the public hearing.

#### Position Data:

In 2024, the West Valley Water District was budgeted for 88 full-time employees.

- 7 full-time employees separated from employment.
- 14 full-time employees were hired.

As of April 2025, the District is currently recruiting for 7 full-time positions.

#### Recruitment Efforts

In 2024, the West Valley Water District enhanced recruitment efforts, including:

Utilizing NEOGOV to manage and attract applicants.

Prioritizing recruitments by training hiring managers on NEOGOV.

Leveraging LinkedIn to market and attract applicants to the District’s job postings.

Utilizing the Neogov onboarding process, providing a structured introduction to the District's mission and operations.

Creating an Employee Development program to support employee development and career growth.

Developing a benefits summary program to educate prospective employees on the District’s offerings.

Expanding leadership training initiatives to build internal talent pipelines.

### Retention Efforts

The District also implemented strategies to improve retention, including:

Establishing an onboarding program that introduces new employees to the District's Vision in being a model for innovation and sustainability, with a commitment to our growing communities and our employees.

Providing continuing education and training opportunities.

Enhancing employee wellness programs, including mental health resources and fitness incentives.

Offering tuition reimbursement programs to support employee career development.

Increasing opportunities for internal promotions and career path planning.

Recognizing employee contributions through employee appreciation events and award programs.

The adoption of this policy aligns the West Valley Water District with the new legal requirements under AB 2561. By enhancing recruitment and retention efforts and ensuring transparent reporting, the District is committed to maintaining a strong and effective workforce.

### **FISCAL IMPACT:**

There is no direct fiscal impact associated with conducting the public hearing required under Government Code section 3205.3. However, addressing recruitment and retention issues may involve future budget and bargaining considerations, which will be presented to the Board of Directors as necessary.

### **REQUESTED ACTION:**

1. Conduct the Public Hearing for compliance with New Legal Obligations related to AB 2561.
2. After the public hearing adopt Resolution to comply with Government Code Section 3502.3

### **Attachments**

[EXHIBIT A WVWD REPORTING ON STAFF VACANCIES AND THE DISTRICT'S RECRUITMENT AND RETENTION EFFORTS - final.pdf](#)

[Resolution Annual Public Hearing Regarding Staff Vacancies 2025.pdf](#)

[Attachment C - AB 2561.pdf](#)

**202. REPORTING ON STAFF VACANCIES, AND THE DISTRICT’S RECRUITMENT AND RETENTION EFFORTS**

**PURPOSE:**

Effective January 1, 2025, Government Code Section 3502.3 requires the West Valley Water District to present information on the status of staff vacancies of each bargaining unit and the District’s recruitment and retention efforts at a public hearing before the Board of Directors of the West Valley Water District at least once per fiscal year.

**DEFINITIONS:**

Public Hearing – A formal meeting that is open to the public, where West Valley Water District representatives present information and accept public comments on specific topics, as required by law.

Vacancies – Unfilled full-time positions within the West Valley Water District’s workforce that require recruitment.

Recruitment – The process of attracting, screening, and selecting qualified candidates for employment with the West Valley Water District.

Retention – The process of maintaining a stable and satisfied workforce within the West Valley Water District.

**PROCEDURE:**

**I. POLICY STATEMENT**

A. In accordance with Gov. Code § 3502.3, the West Valley Water District is committed to holding a public hearing on vacancies, recruitment and retention efforts, and any issues with the West Valley Water District’s policies, procedures, and recruitment activities that may lead to obstacles in the hiring process.

B. The West Valley Water District will hold a public hearing at least once each fiscal year prior to the adoption of the annual budget and provide reports on vacancies, recruitment, and retention efforts for the prior calendar year.

**II. POLICY PROVISIONS**

**A. Public Hearing Requirements**

1. The West Valley Water District shall conduct public hearings at least on an annual basis (once each fiscal year) to present information on vacancies, recruitment and retention efforts, and issues with the policies, procedures, and recruitment activities that may lead to obstacles in the hiring process.
2. Public hearings shall be announced in advance and provide an opportunity for members of the public to make comments.
3. The District will notify in writing each recognized employee organization that represents District employees of the date, time and place of the hearing at least ten



(10) calendar days in advance of the hearing. West Valley Water District Personnel Policies and Procedure Section # 202

- a. In the notice, the District will inquire whether the employee organization intends to make a presentation to the Board of Directors at the public hearing. The District will request that, for planning purposes, the employee organization provides written notice to the Human Resources Department at least five (5) working days in advance of the public hearing indicating whether the employee organization intends to make a presentation at the public hearing.
  - b. The notice will also inform the employee organization for each bargaining unit they will be allotted time for their presentation at the public hearing.
  - c. Notice of the hearing to the public will be provided in accordance with the Ralph M. Brown Act. (Gov. Code §§ 54950-54963.)
4. Separate public hearings may be scheduled to address individual bargaining units or bargaining unit groupings.
  5. The Board Secretary shall ensure that each public hearing is adequately documented, with minutes and recordings made publicly available.
  6. The West Valley Water District will allow each bargaining unit the necessary time to make their presentation. The District may choose to present on all bargaining units at once, or to present data for each bargaining unit separately followed by each applicable employee organization presentation.
  7. Following the agency presentation, each recognized employee organization will have the opportunity to make a presentation. The recognized employee organizations shall have the right to present information, concerns, and recommendations at the public hearing regarding staff vacancies and the District's recruitment and retention efforts. If the employee organization is engaged in bargaining, the employee organization shall not present bargaining proposals during the presentation to the Board of Directors on matters that have been or have not been presented in bargaining.
  8. The Board of Directors may ask questions of the District and the employee organization presenters.
  9. Final West Valley Water District comments will be limited to three minutes per bargaining unit.
  10. Final employee organization comments will be limited to three minutes per bargaining unit.
  11. Public comment regarding the hearing will be limited to two minutes per person.

#### B. Reporting Requirements.

1. The West Valley Water District shall present information on the following at the public hearing:
  - a. The status of vacancies at the District.

- b. Information on the West Valley Water District's recruitment and retention efforts.
- c. Identification of any obstacles in the West Valley Water District's policies, procedures, and recruitment activities that may create challenges in the hiring process.

C. Special Reporting Requirements for High Vacancy Rates

- 1. If the number of job vacancies within a single bargaining unit meets or exceeds 20% of the total number of authorized full-time positions, the West Valley Water District shall, upon request of the recognized employee organization, include the following information during the public hearing:
  - a. The total number of job vacancies within the bargaining unit.
  - b. The total number of applicants for vacant positions within the bargaining unit.  
West Valley Water District Personnel
  - c. The average number of days to complete the hiring process from when a position is posted.
  - d. Opportunities to improve compensation and other working conditions.

**III MONITORING AND REVIEW**

- A. The Human Resources & Risk Manager or designee may review the effectiveness of this policy and make revisions as necessary to ensure ongoing compliance with Gov. Code § 3502.3 (AB 2561) and alignment with best practices in public transparency.

**IV COMPLIANCE AND ENFORCEMENT**

- A. The West Valley Water District will maintain records of all public hearings, reports, and related documents in compliance with public records requirements.

**RESOLUTION NO. 2025-\_\_\_\_**  
**A RESOLUTION OF THE BOARD OF DIRECTORS OF WEST VALLEY WATER DISTRICT  
TO ADOPT A POLICY TO BE IN COMPLIANCE WITH ASSEMBLY BILL (“AB”) 2561 (GOV.  
CODE § 3502.3) AND HOLD AN ANNUAL PUBLIC HEARING REGARDING STAFF  
VACANCIES**

**WHEREAS**, on January 1, 2025, Assembly Bill (“AB”) 2561 (Gov. Code § 3502.3) went into effect requiring public agencies to hold at least one public hearing per fiscal year to report on the District’s workforce vacancies, and recruitment and retention efforts; and

**WHEREAS**, AB 2561 requires the West Valley Water District to present information regarding the status of vacancies and recruitment and retention efforts prior to the adoption of the final budget for the West Valley Water District; and

**WHEREAS**, AB 2561 requires the West Valley Water District to allow recognized employee organizations for each District bargaining unit to make presentations during the public hearing concerning vacancies and recruitment and retention efforts; and

**WHEREAS**, AB 2561 requires the West Valley Water District, if requested, to provide additional information during the public hearing if vacancies within a single bargaining unit is 20% or more of the authorized full-time positions; and

**WHEREAS**, the Board of Directors desires to establish protocol and additional requirements for the West Valley Water District’s public hearings pursuant to AB 2561, including the provision of notice to recognized employee organizations regarding the public hearing, the recognized employee organizations’ right to make a presentation at the hearing, the length and order of the presentations and the standards of discourse during the public hearing.

**NOW, THEREFORE, THE BOARD OF DIRECTORS OF THE WEST VALLEY WATER DISTRICT DOES HEREBY RESOLVE AS FOLLOWS:**

1. The Board of Directors hereby adopts the Procedures for Public Hearings, Reporting on Staff Vacancies, and the District’s Recruitment and Retention Efforts as set forth in Exhibit A.
2. The Resolution is hereby adopted and becomes effective and in full force immediately upon adoption.

APPROVED AND ADOPTED this \_\_\_\_\_ day of \_\_\_\_\_, 2025.

\_\_\_\_\_  
Greg Young, Board President  
West Valley Water District

ATTEST:

\_\_\_\_\_  
Elvia Dominguez, Board Secretary


[Home](#)
[Bill Information](#)
[California Law](#)
[Publications](#)
[Other Resources](#)
[My Subscriptions](#)
[My Favorites](#)

## AB-2561 Local public employees: vacant positions. (2023-2024)

SHARE THIS:



Date Published: 09/23/2024 09:00 PM

### Assembly Bill No. 2561

#### CHAPTER 409

An act to add Section 3502.3 to the Government Code, relating to public employment.

[ Approved by Governor September 22, 2024. Filed with Secretary of State September 22, 2024. ]

#### LEGISLATIVE COUNSEL'S DIGEST

AB 2561, McKinnor. Local public employees: vacant positions.

Existing law, the Meyers-Milias-Brown Act (act), authorizes local public employees, as defined, to form, join, and participate in the activities of employee organizations of their own choosing for the purpose of representation on matters of labor relations. The act requires the governing body of a public agency to meet and confer in good faith regarding wages, hours, and other terms and conditions of employment with representatives of recognized employee organizations and to consider fully presentations that are made by the employee organization on behalf of its members before arriving at a determination of policy or course of action.

This bill would, as specified, require a public agency to present the status of vacancies and recruitment and retention efforts at a public hearing at least once per fiscal year, and would entitle the recognized employee organization to present at the hearing. If the number of job vacancies within a single bargaining unit meets or exceeds 20% of the total number of authorized full-time positions, the bill would require the public agency, upon request of the recognized employee organization, to include specified information during the public hearing. By imposing new duties on local public agencies, the bill would impose a state-mandated local program. The bill would also include related legislative findings.

The California Constitution requires local agencies, for the purpose of ensuring public access to the meetings of public bodies and the writings of public officials and agencies, to comply with a statutory enactment that amends or enacts laws relating to public records or open meetings and contains findings demonstrating that the enactment furthers the constitutional requirements relating to this purpose.

This bill would make legislative findings to that effect.

The California Constitution requires the state to reimburse local agencies and school districts for certain costs mandated by the state. Statutory provisions establish procedures for making that reimbursement.

This bill would provide that no reimbursement shall be made pursuant to these statutory provisions for costs mandated by the state pursuant to this act, but would recognize that a local agency or school district may pursue any available remedies to seek reimbursement for these costs.

Vote: majority Appropriation: no Fiscal Committee: **yes** Local Program: yes

## THE PEOPLE OF THE STATE OF CALIFORNIA DO ENACT AS FOLLOWS:

**SECTION 1.** The Legislature finds and declares as follows:

(a) Job vacancies in local government are a widespread and significant problem for the public sector affecting occupations across wage levels and educational requirements.

(b) High job vacancies impact public service delivery and the workers who are forced to handle heavier workloads, with understaffing leading to burnout and increased turnover that further exacerbate staffing challenges.

(c) There is a statewide interest in ensuring that public agency operations are appropriately staffed and that high vacancy rates do not undermine public employee labor relations.

**SEC. 2.** Section 3502.3 is added to the Government Code, to read:

**3502.3.** (a) (1) A public agency shall present the status of vacancies and recruitment and retention efforts during a public hearing before the governing board at least once per fiscal year.

(2) If the governing board will be adopting an annual or multiyear budget during the fiscal year, the presentation shall be made prior to the adoption of the final budget.

(3) During the hearing, the public agency shall identify any necessary changes to policies, procedures, and recruitment activities that may lead to obstacles in the hiring process.

(b) The recognized employee organization for a bargaining unit shall be entitled to make a presentation at the public hearing at which the public agency presents the status of vacancies and recruitment and retention efforts for positions within that bargaining unit.

(c) If the number of job vacancies within a single bargaining unit meets or exceeds 20 percent of the total number of authorized full-time positions, the public agency shall, upon request of the recognized employee organization, include all of the following information during the public hearing:

(1) The total number of job vacancies within the bargaining unit.

(2) The total number of applicants for vacant positions within the bargaining unit.

(3) The average number of days to complete the hiring process from when a position is posted.

(4) Opportunities to improve compensation and other working conditions.

(d) This section shall not prevent the governing board from holding additional public hearings about vacancies.

(e) The provisions of this section are severable. If any provision of this section or its application is held invalid, the invalidity shall not affect other provisions or applications that can be given effect without the invalid provision or application.

(f) For purposes of this section, "recognized employee organization" has the same meaning as defined in subdivision (a) of Section 3501.

**SEC. 3.** The Legislature finds and declares that Section 2 of this act, which adds Section 3502.3 to the Government Code, furthers, within the meaning of paragraph (7) of subdivision (b) of Section 3 of Article I of the California Constitution, the purposes of that constitutional section as it relates to the right of public access to the meetings of local public bodies or the writings of local public officials and local agencies. Pursuant to paragraph (7) of subdivision (b) of Section 3 of Article I of the California Constitution, the Legislature makes the following findings:

It is in the public interest, and it furthers the purposes of paragraph (7) of subdivision (b) of Section (3) of Article I of the California Constitution, to ensure that information concerning public agency employment is available to the public.

**SEC. 4.** No reimbursement shall be made pursuant to Part 7 (commencing with Section 17500) of Division 4 of Title 2 of the Government Code for costs mandated by the state pursuant to this act. It is recognized, however, that a local agency or school district may pursue any remedies to obtain reimbursement available to it under Part 7 (commencing with Section 17500) and any other law.









## STAFF REPORT

**DATE:** June 5, 2025  
**TO:** Board of Directors  
**FROM:** Joanne Chan, Director of Operations  
**SUBJECT:** 2025 Public Health Goal Report

---

### **STRATEGIC GOAL:**

Strategic Goal 7 – Realize Health, Safety, and Regulatory Compliance  
A. Prepare for and Comply with Evolving Water Regulations

### **MEETING HISTORY:**

5/22/25 Engineering, Operations and Planning Committee

### **BACKGROUND:**

Effective July 1, 1998, Section 116470(b) of the California Health and Safety Code (HCS) has required all public water systems with more than 10,000 service connections to prepare a Public Health Goal (PHG) Report by July 1<sup>st</sup>, every three years. The PHG report contains information concerning the health risks, treatment technologies and treatment costs associated with drinking water contaminants that have exceeded a PHG. PHGs represent the level of a contaminant in drinking water below which there is no known or expected significant risk to health. PHGs are not enforceable and are not required to be met by public water systems.

### **DISCUSSION:**

The 2025 PHG Report has been prepared to address the requirements set forth in HSC §116470(b), attached as **Exhibit A**. Attached as **Exhibit B** is the 2025 PHG Report. It is based on water quality analyses performed during calendar years 2022, 2023, and 2024. The 2025 PHG Report is designated to be as informative as possible, without unnecessary duplication of information contained in the Consumer Confidence Report, which is to be distributed to customers by July 1<sup>st</sup> annually.

There are no regulations that set the requirements or methodology for preparing PHG reports. However, the Association of California Water Agencies (ACWA) has prepared suggested guidelines for water systems to use in preparing PHG reports. The ACWA guidelines were used in the preparation for the 2025 PHG Report and determination of cost estimates for best available treatment technology. A public notice was posted in a newspaper in May 2025 (HSC §116470(c)) and a public hearing will be held in June 2025 at a regular Board meeting to accept and respond to public comments on the report.

### **FISCAL IMPACT:**

No fiscal impact.

**REQUESTED ACTION:**

Host a public hearing to accept and respond to public comments and to adopt the 2025 PHG report.

**Attachments**

[Exhibit A - California Health and Safety Code 116470 \(b\) & \(c\).pdf](#)

[Exhibit B - 2025 PHG Report.pdf](#)

# EXHIBIT A

## California Health and Safety Code 116470 (b) & (c)

116470(b) On or before July 1, 1998, and every three years thereafter, public water systems serving more than 10,000 service connections that detect one or more contaminants in drinking water that exceed the applicable public health goal, shall prepare a brief written report in plain language that does all of the following:

- (1) Identifies each contaminant detected in drinking water that exceeds the applicable public health goal.
- (2) Discloses the numerical public health risk, determined by the office, associated with the maximum contaminant level for each contaminant identified in paragraph (1) and the numerical public health risk determined by the office associated with the public health goal for that contaminant.
- (3) Identifies the category of risk to public health, including, but not limited to, carcinogenic, mutagenic, teratogenic, and acute toxicity, associated with exposure to the contaminant in drinking water, and includes a brief plainly worded description of these terms.
- (4) Describes the best available technology, if any is then available on a commercial basis, to remove the contaminant or reduce the concentration of the contaminant. The public water system may, solely at its own discretion, briefly describe actions that have been taken on its own, or by other entities, to prevent the introduction of the contaminant into drinking water supplies.

116470(c) Public water systems required to prepare a report pursuant to subdivision (b) shall hold a public hearing for the purpose of accepting and responding to public comment on the report. Public water systems may hold the public hearing as part of any regularly scheduled meeting.

# EXHIBIT B



# 2025 Public Health Goal Report

Report Prepared by  
West Valley Water District

# INTRODUCTION

## Background

Under the Calderon-Sher Safe Drinking Water Act of 1996 (the Act), public water systems with more than 10,000 service connections are required to prepare a report every three years for contaminants that exceed their respective Public Health Goals (PHG). This document contains health risk information on drinking water contaminants to assist public water systems in preparing these reports. A PHG is the concentration of a contaminant in drinking water that poses no significant health risk if consumed for a lifetime. PHGs are developed and published by the Office of Environmental Health Hazard Assessment (OEHHA) using current risk assessment principles, practices, and methods.

The purpose of the PHG Report, as stated in Health and Safety Code (HSC) §116470, is to:

1. Identify each contaminant detected that exceeds the established PHG.
2. Disclose the numerical public health risk associated with contaminant levels associated with the maximum contaminant level (MCL) and PHG. Numerical public health risks are determined by OEHHA (HSC §116365).
3. Identify the category of risk to public health associated with exposure to the contaminant in drinking water.
4. Describe the best available technology (BAT), if commercially available, that could remove or reduce contaminants that exceeded the PHGs.
5. Provide an estimated total cost and cost per customer for implementing the best available technology to reduce the contaminant concentration at a level equal to or below the PHG.
6. Describe the action that will be taken by the water system to reduce the contaminant concentration, if any, and the reasoning for that decision.

West Valley Water District (WVWD) has prepared the 2025 PHG Report to comply with the requirements of HSC §116470. Only contaminants that have a primary drinking water standard (PDWS) MCL, were detected at levels above the detection limit for purposes of reporting (DLR) requirements are included in this report.

## WHAT ARE PHGs?

PHGs are set by the California Office of Environmental Health Hazard Assessment (OEHHA) which is a part of Cal-EPA and are based solely on public health risk considerations. None of the practical risk-management factors that are considered by the US EPA or the California Division of Drinking Water in setting drinking water standards (MCLs) are considered in setting the PHGs. These factors include analytical detection capability, treatment technology available, benefits and costs. The PHGs are not enforceable and are not required to be met by any public water system. MCLGs are the federal equivalent to PHGs. MCLs are the highest level of contaminants allowed in drinking water. PDWS MCLs are set as close to PHGs or MCLGs as

economically and technologically feasible and are set for contaminants that affect health. Secondary MCLs are set to protect the odor, taste, and appearance of drinking water.

### **Water Quality Data Considered**

For the 2025 PHG Report, WVWD has considered and evaluated all water quality data from 2022 to 2024. Summaries of this data can be viewed in the 2022, 2023, and 2024 Water Quality Reports which were made available to all WVWD customers. Water Quality Reports can be viewed at WVWD's website through the following link [Transparency | West Valley Water District](#).

### **Guidelines Followed**

The Association of California Water Agencies (ACWA) formed a workgroup, which prepared guidelines for water utilities to use in preparing PHG reports. ACWA's April 2025 Public Health Goals Report Guidelines were used in preparation of our report. No guidance was available from state regulatory agencies.

### **Best Available Treatment Technology and Cost Estimates**

Both the USEPA and DDW adopt what are known as Best Available Technologies (BATs), which are the best known methods of reducing contaminant levels to the MCL. Costs can be estimated for such technologies. However, since many PHGs and all MCLGs are set much lower than the MCL, it is not always possible or feasible to determine what treatment is needed to further reduce a constituent down to or near the PHG or MCLG, many of which are set at zero. Estimating the costs to reduce a constituent to zero is difficult, if not impossible, because it is not possible to verify by analytical means that the level has been lowered to zero. In some cases, installing treatment to try and further reduce very low levels of one constituent may have adverse effects on other aspects of water quality.

Please note, all cost estimates provided in this report are highly speculative and theoretical, and actual costs can be far greater. Estimated costs include annualized capital, operations, and maintenance costs. ACWA's Cost Estimates for Treatment Technologies were used to determine the estimated costs. All costs were estimated based on water production from 2022 to 2024 for each of the sources that exceeded the PHG or MCLG.

## **Constituents Detected that Exceed a PHG or MCLG**

The following is a discussion of contaminants that were detected in one or more of our drinking water sources at levels above the PHG or, if no PHG, above the MCLG.

### **Inorganic Contaminants**

#### **Arsenic**



The source of arsenic in water supplies is mainly from erosion of natural deposits, runoff from orchards, and glass and electronic production wastes. The PHG for arsenic is 0.004 µg/L and the MCL is 10 µg/L. Arsenic has been detected at levels above the PHG in our groundwater wells, groundwater treatment plant and our surface water treatment plant. Detected levels of arsenic were below the MCL at all times. WVWD is in full compliance with arsenic drinking water standards. The maximum arsenic concentrations for the sources were as follows:

1. Roemer Plant Effluent – 2.2 µg/L
2. Baseline Feeder Wells – 0.88 µg/L
3. Well 1A – 12 µg/L (Confirmation sample = 4.4 µg/L)
4. Well 4A – 8.6 µg/L (This well is part of a blending plan to reduce Arsenic levels for distribution)
5. Well 5A – 3.4 µg/L
6. Well 8A – 4.8 µg/L
7. Well 24 – 1.5 µg/L
8. Well 15 – 1.2 µg/L
9. Well 30 – 1.9 µg/L
10. Well 41 – 1.7 µg/L
11. Well 42 Treated – 1.1 µg/L
12. Well 54 – 0.65 µg/L

#### *Category of Health Risk*

The category of health risk associated with arsenic and the reason that a drinking water standard was adopted for it is that some people who drink water containing arsenic in excess of the MCL over many years may experience skin damage or circulatory system problems and may have an increased risk of getting cancer (CCR, Title 22, Appendix 64465-D).

#### *Numerical Health Risk*

The numerical health risk for arsenic at the PHG of 0.004 µg/L is one excess cancer case per million people over a lifetime of exposure. The numerical health risk for arsenic at the MCL of 10 µg/L is 2.5 excess cancer cases per 1,000 people over a lifetime of exposure.

#### *BATs and Estimated Cost*

Based on CCR, Title 22, Table 64447.2-A – BATs for lowering arsenic below the PHG are:

- Activated Alumina
- Coagulation/Flocculation
- Ion Exchange
- Lime Softening
- Reverse Osmosis
- Electrodialysis
- Oxidation/Filtration

Since arsenic concentrations are already below the MCL, implementing BAT is not required, however, we have an approved blending plan in place for Well 4A. The estimated cost to install and operate BATs listed for reducing arsenic concentrations below the PHG range from an annual cost of \$10,657,936.79 to \$57,126,541.19. The annual cost per service connection, or per customer, would range from \$423.64 to \$2,270.71.

## **Cadmium**

The source of cadmium in water supplies is mainly from corrosion of galvanized pipes, erosion of natural deposits, discharge from electroplating and industrial chemical factories, metal refineries, runoff from waste batteries and paints. The PHG for cadmium is 0.04 µg/L and the MCL is 5 µg/L. Cadmium has been detected at levels above the PHG in our groundwater wells and our surface water treatment plant. Detected levels of cadmium were below the MCL at all times. WVWD is in full compliance with cadmium drinking water standards. The maximum cadmium concentrations for the sources were as follows:

1. Baseline Feeder Well – 0.14 µg/L
2. Roemer Surface Water Treatment – 0.18 µg/L
3. Well 8A – 0.21 µg/L
4. Well 30 – 0.11 µg/L
5. Well 41 – 0.16 µg/L
6. Well 42 – 0.24 µg/L

### *Category of Health Risk*

The category of health risk associated with cadmium and the reason that a drinking water standard was adopted for it is that some people who drink water containing cadmium in excess of the MCL over many years may experience kidney damage (CCR, Title 22, Appendix 64465-D).

### *Numerical Health Risk*

OEHHA is required to provide numerical health risk information but has not done so in time to include it in this report.

### *BATs and Estimated Cost*

Based on CCR, Title 22, Table 64447.2-A – BATs for lowering cadmium below the PHG are:

- Coagulation/Flocculation
- Ion Exchange
- Lime Softening
- Reverse Osmosis

Since cadmium concentrations are already below the MCL, implementing BAT is not required. The estimated cost to install and operate BATs listed for reducing cadmium concentrations below the PHG range from an annual cost of \$35,905,084.08 to \$131,214,108.08. The annual cost per service connection, or per customer, would range from \$1,427.18 to \$5,215.60.

## **Chromium, hexavalent**

The source of hexavalent chromium in water supplies is mainly from the erosion of natural deposits; transformation of naturally occurring trivalent chromium to hexavalent chromium by natural processes and human activities such as discharges from electroplating factories, leather tanneries, wood preservation, chemical synthesis, refractory production, and textile manufacturing facilities. The PHG for hexavalent chromium is 0.02 µg/L and the MCL is 10 µg/L. Hexavalent chromium has been detected at levels above the PHG in our groundwater wells and our surface water treatment plant. Detected levels of hexavalent chromium were below the MCL at all times. WVWD is in full compliance with hexavalent

chromium drinking water standards. The maximum hexavalent chromium concentrations for the sources were as follows:

1. Roemer Surface Water Treatment Plant – 0.18 µg/L
2. FBR Groundwater Treatment Plant – 1.6 µg/L
3. Well 1A – 1.0 µg/L
4. Well 4A – 0.60 µg/L
5. Well 5A – 0.59 µg/L
6. Well 8A – 1.6 µg/L
7. Well 15 – 1.3 µg/L
8. Well 24 – 0.29 µg/L
9. Well 30 – 0.76 µg/L
10. Well 41 – 2.1 µg/L
11. Well 42 – 2.3 µg/L

#### *Category of Health Risk*

The category of health risk associated with hexavalent chromium and the reason that a drinking water standard was adopted for it is that some people who drink water containing hexavalent chromium in excess of the MCL over many years may have an increased risk of getting cancer (SWRCB DDW CCR Reference Manual, Appendix A).

#### *Numerical Health Risk*

The numerical health risk for hexavalent chromium at the PHG of 0.02 µg/L is one excess cancer case per one million people over a lifetime of exposure. The numerical health risk for hexavalent chromium at the MCL of 10 µg/L is five excess cancer cases per 10,000 people over a lifetime of exposure.

#### *BATs and Estimated Cost*

Based on CCR, Title 22, Table 64447.2-A – BATs for lowering hexavalent chromium below the PHG are:

- Coagulation/Flocculation
- Ion Exchange
- Lime Softening
- Reverse Osmosis

Since hexavalent chromium concentrations are already below the MCL, implementing BAT is not required. The estimated cost to install and operate BATs listed for reducing hexavalent chromium concentrations below the PHG range from an annual cost of \$39,336,710.12 to \$164,531,627.71. The annual cost per service connection, or per customer, would range from \$1,563.59 to \$6,539.93.

#### **Lead**

The source of lead in water supplies is mainly from internal corrosion of household water plumbing systems, discharges from industrial manufacturers, and erosion of natural deposits. The PHG for lead is 0.2 µg/L and the MCL has an Action Level (AL) of 15 µg/L. The AL is the level of concentration of a harmful or toxic substance or contaminant that, when exceeded, is considered sufficient to warrant regulatory or remedial action. Lead has been detected in the Baseline Feeder groundwater wells and Roemer Surface Water Treatment Plant between 2022 and 2024. Detected levels of lead were below the MCL at all times.

WVWD is in full compliance with lead drinking water standards. The maximum lead concentrations for the sources are as follows:

1. Baseline Feeder – 0.51 µg/L
2. Roemer – 1.3 µg/L

#### *Category of Health Risk*

The category of health risk associated with lead and the reason a drinking water standard was adopted for it is that infants and children who drink water containing lead in excess of the action level may experience delays in their physical or mental development. Children may show slight deficits in attention span and learning abilities. Adults who drink this water over many years may develop kidney problems or high blood pressure (22 CCR, Appendix 64465-D).

#### *Numerical Health Risk*

The numerical health risk for lead at the PHG of 0.2 µg/L is less than one in one million adults over a lifetime of exposure. The numerical health risk for lead at the AL of 15 µg/L is two cases per one million adults over a lifetime of exposure. There are no available numerical health risks factors for the effects on infants or children.

#### *BATs and Estimated Cost*

While not precisely stated in the regulations, the best available technology for lead is optimized corrosion control (ACWA's April 2025 PHG Report Guidance) until lead plumbing can be replaced. West Valley Water District already monitors the corrosivity of the water we provide to our customers and optimizes corrosion control.

Since lead concentrations are already below the MCL, implementing BAT is not required. The estimated cost to install and operate BATs for reducing lead concentrations below the PHG has an annual cost of approximately \$1,033,972.37. The annual cost per service connection, or per customer, would be approximately \$41.10.

## **Perchlorate**

Perchlorate is an inorganic chemical used in solid rocket propellant, fireworks, explosives, flares, matches, and a variety of industries. It usually gets into drinking water as a result of environmental contamination from historic aerospace or other industrial operations that used or use, store or dispose of perchlorate and its salts. The PHG for perchlorate is 1 µg/L and the MCL is 6 µg/L. Perchlorate has been detected at levels above the PHG in two sources wells between 2022 and 2024. Detected levels of perchlorate were below the MCL at all times. WVWD is in full compliance with perchlorate drinking water standards. The maximum perchlorate levels for the sources are as follows:

1. FBR Groundwater Treatment Plant – 2.5 µg/L
2. Well 42 (Treated) – 1.5 µg/L

#### *Category of Health Risk*

Perchlorate has been shown to interfere with uptake of iodide by the thyroid gland, and to thereby reduce the production of thyroid hormones, leading to adverse effects associated with inadequate hormone levels. Thyroid hormones are needed for normal growth and development in the infant and child. In

adults, thyroid hormones are needed for normal metabolism and mental function (22 CCR, Appendix 64465-D).

#### *Numerical Health Risk*

OEHHA is required to provide numerical health risk information but has not done so in time to include it in this report.

#### *BAT and Estimated Cost*

Based on CCR, Title 22, Table 6447.2-A – BATs for lowering perchlorate below the PHG are:

- Ion exchange
- Biological Fluidized Bed Reactor

WVWD provides Ion Exchange for the removal of perchlorate for Well 42. In addition, WVWD uses the Fluidized Bed Reactor (FBR) groundwater treatment plant for the removal of perchlorate. The estimated cost for additional treatment to reduce perchlorate concentrations below the PHG range from an annual cost of \$1,732,824.50 to \$5,426,476.72. The annual cost per service connection, or per customer would range from \$68.88 to \$215.70.

### **Thallium**

The major sources of thallium in drinking water comes from leaching from ore-processing sites, discharge from electronics, glass and drug factories. The PHG for Thallium is 0.1 µg/L and the MCL is 2 µg/L. Thallium has been detected at levels above the PHG in five sources wells between 2022 and 2024. Detected levels of thallium were below the MCL at all times. WVWD is in full compliance with thallium drinking water standards. The maximum thallium sources are as follows:

1. Baseline Feeder – 0.44 µg/L
2. Roemer Surface Water Treatment Plant – 0.44 µg/L
3. Well 8A – 0.27 µg/L
4. Well 41 – 0.34 µg/L
5. Well 42 (treated) – 0.38 µg/L

#### *Category of Health Risk*

The category of health risk associated with thallium and the reason a drinking water standard was adopted for it is that some people who drink water containing thallium in excess of the MCL over many years may experience hair loss, changes in their blood, or kidney, intestinal or liver problems (22 CCR, Appendix 64465-D).

#### *Numerical Health Risk*

OEHHA is required to provide numerical health risk information but has not done so in time to include it in this report.

#### *BAT and Estimated Cost*

Based on CCR, Title 22, Table 6447.2-A – BATs for lowering perchlorate below the PHG are:

- Activated Alumina
- Ion Exchange

Since thallium concentrations are already below the MCL, implementing BAT is not required. The estimated cost to install and operate BATs listed for reducing thallium concentrations below the PHG is approximately \$37,116,134.42. The annual cost per service connection, or per customer, would be approximately \$1,475.32.

## **Volatile Organic Compound Contaminants**

### **Tetrachloroethylene (PCE)**

The source of PCE in water supplies is mainly from discharge from factories, dry cleaners and auto shops (metal degreaser). The PHG for PCE is 0.06 µg/L and the MCL is 5 µg/L. PCE has been detected at levels above the PHG in three sources between 2022 and 2024. Detected levels of PCE were below the MCL at all times. WVWD is in full compliance with PCE drinking water standards. The maximum PCE levels for the wells are as follows:

1. Baseline Feeder – 1.1 µg/L
2. Well 15 – 0.57 µg/L
3. Well 42 – 0.71 µg/L

#### *Category of Health Risk*

The category of health risk associated with PCE and the reason that a drinking water standard was adopted for it is that some people who drink water containing PCE in excess of the MCL over many years may experience liver problems and have an increased risk of getting cancer. (22 CCR, Appendix 64465-E).

#### *Numerical Health Risk*

The numerical health risk for PCE at the PHG of 0.06 µg/L is one excess cancer case per million people over a lifetime of exposure. The numerical health risk for PCE at the MCL of 5 µg/L is eight excess cancer cases per one hundred thousand people over a lifetime of exposure.

#### *BATs and Estimated Cost*

Based on CCR, Title 22, Table 64447.4-A – BATs for lowering PCE below the PHG are:

- Granular activated carbon (GAC)
- Packed tower aeration

Since PCE concentrations are already below the MCL, implementing BAT is not required. The estimated cost to install and operate the BATs for reducing PCE concentrations below the PHG range from an annual cost of \$2,412,884.84 to \$3,887,425.58. The annual cost per service connection, or per customer, would range from \$95.91 to \$154.52.

## **Radiological Contaminants**

### **Gross Alpha Particle Activity**

Certain minerals are radioactive and may emit a form of radiation known as alpha radiation. The source of gross alpha particle activity in water supplies is mainly from the erosion of natural deposits. A PHG for gross alpha particles has not been established. The MCLG for gross alpha particles is 0 pCi/L and the MCL is 15 pCi/L. Gross alpha particles have been detected above the MCLG between 2022 and 2024 in three sources. Detected levels of gross alpha particles were below the MCL at all times. WVWD is in full compliance with gross alpha particle drinking water standards. The maximum gross alpha particle concentrations for the sources were as follows:

1. Roemer Surface Water Treatment – 2.8 pCi/L
2. FBR – 3.9 pCi/L
3. Baseline Feeder – 3.5 pCi/L

#### *Category of Health Risk*

The category of health risk associated with gross alpha particles and the reason that a drinking water standard was adopted for it is that some people who drink water containing alpha emitters in excess of the MCL over many years may have an increased risk of getting cancer (22 CCR, Appendix 64465-C).

#### *Numerical Health Risk*

The numerical health risk for gross alpha particles at the MCLG of 0 pCi/L is zero. The numerical health risk for gross alpha particles at the MCL of 15 pCi/L is one excess cancer case per one thousand people over a lifetime of exposure.

#### *BAT and Estimated Cost*

Based on CCR, Title 22, Table 64447.3-A – BAT for lowering gross alpha particle activity below the PHG is reverse osmosis. Since gross alpha particle activity are already below the MCL, implementing BAT is not required. The estimated cost to install and operate the BAT for reducing gross alpha particle activity concentrations below the PHG range from an annual cost of \$14,708,442.94 to \$60,934,977.91. The annual cost per service connection, or per customer, would range from \$584.64 to \$2,422.09.

### **Radium 226**

The source of Radium 226 in water supplies is mainly from the erosion of natural deposits. A PHG for Radium 226 is 0.05 pCi/L and the MCL is 5 pCi/L (combined Ra<sup>226+228</sup>). Radium 226 has been detected above the PHG between 2022 and 2024 at our FBR Groundwater Treatment Plant. Detected levels of Radium 226 were below the MCL at all times. WVWD is in full compliance with Radium 226 drinking water standards. Radium 226 was detected at the FBR at a maximum concentration of 0.38 pCi/L.

#### *Category of Health Risk*

The category of health risk associated with Radium 226 and the reason that a drinking water standard was adopted for it is that some people who drink water containing Radium 226 in excess of the MCL over many years may have an increased risk of getting cancer (22 CCR, Appendix 64465-C).

#### *Numerical Health Risk*

The numerical health risk for Radium 226 at the PHG of 0.05 pCi/L is one excess cancer case per one million people over a lifetime of exposure. The numerical health risk for Radium 226 at the MCL of 5 pCi/L is one excess cancer case per ten thousand people over a lifetime of exposure.

#### *BAT and Estimated Cost*

Based on CCR, Title 22, Table 6447.3-A – BAT for lowering Radium-226 below the PHG are:

- Ion exchange
- Reverse osmosis
- Lime softening

Since Radium-226 is already below the MCL, implementing BAT is not required. The estimated cost to install and operate the BAT for reducing Radium-226 concentrations below the PHG range from an annual cost of \$1,323,777.34 to \$5,848,220.43. The annual cost per service connection, or per customer, would range from \$52.62 to \$217.99.

### **Radium 228**

The source of Radium 228 in water supplies is mainly from the erosion of natural deposits. A PHG for Radium 228 is 0.019 pCi/L and the MCL is 5 pCi/L (combined  $Ra^{226+228}$ ). Radium 228 has been detected above the PHG between 2022 and 2024 in our FBR Groundwater Treatment Plant. Detected levels of Radium 228 were below the MCL at all times. WVWD is in full compliance with Radium 228 drinking water standards. The maximum Radium 228 concentrations for the FBR is 1.8 pCi/L.

#### *Category of Health Risk*

The category of health risk associated with Radium 228 and the reason that a drinking water standard was adopted for it is that some people who drink water containing Radium 228 in excess of the MCL over many years may have an increased risk of getting cancer (22 CCR, Appendix 64465-C).

#### *Numerical Health Risk*

The numerical health risk for Radium 228 at the PHG of 0.019 pCi/L is one excess cancer case per one million people over a lifetime of exposure. The numerical health risk for Radium 228 at the MCL of 5 pCi/L (combined  $Ra^{226+228}$ ) is three excess cancer cases per ten thousand people over a lifetime of exposure.

#### *BAT and Estimated Cost*

Based on CCR, Title 22, Table 64447.3-A – BAT for lowering Radium 228 below the PHG are:

- Ion exchange
- Reverse osmosis
- Lime softening

Since Radium 228 is already below the MCL, implementing BAT is not required. The estimated cost to install and operate the BAT for reducing Radium 228 concentrations below the PHG range from an annual cost of \$1,323,777.34 to \$5,484,220.43. The annual cost per service connection, or per customer, would range from \$52.62 to \$217.99.

### **Uranium**

The source of uranium in water supplies is mainly from the erosion of natural deposits. The PHG for uranium is 0.43 pCi/L and the MCL is 20 pCi/L. Uranium has been detected at levels above the PHG between 2022 and 2024 in FBR Groundwater Treatment Plant. Detected levels of uranium were below



the MCL at all times. WVWD is in full compliance with uranium drinking water standards. The uranium concentrations at our groundwater treatment plant is 3.4 pCi/L.

#### *Category of Health Risk*

The category of health risk with uranium and the reason that a drinking water standard was adopted for it is that some people who drink water containing uranium in excess of the MCL over many years may have kidney problems or an increased risk of getting cancer (22 CCR, Table 64465-C).

#### *Numerical Health Risk*

The numerical health risk for uranium at the PHG of 0.43 pCi/L is one excess cancer case per million people over a lifetime of exposure. The numerical health risk for uranium at the MCL of 20 pCi/L is five excess cancer cases per one hundred thousand people over a lifetime of exposure.

#### *BAT and Estimated Cost*

Based on CCR, Title 22, Table 64447.3-A – BAT for lowering uranium below the PHG is reverse osmosis. Other BATs exist, however, since some of the same wells have gross alpha particle activity above the PHG, and only reverse osmosis is listed as a BAT for gross alpha particles, no other BATs were considered. Uranium concentrations are already below the MCL, so implementing BAT is not required. The estimated cost to install and operate the BAT for reducing uranium concentrations below the PHG range from an annual cost of \$1,323,777.34 to \$5,484,220.43. The annual cost per service connection, or per customer would range from \$52.62 to \$217.99.

### **Polyfluoroalkyl Substances (PFAS) Contaminants**

#### **Perfluorooctanesulfonic sulfonate (PFOS)**

The source of PFOS in water supplies is mainly from industrial facilities, landfills, treatment plants, stain-resistant carpeting, nonstick cookware, grease and waterproof food packaging, fabric softeners, waterproof clothing, cosmetics. The PHG for PFOS is 1 ng/L. The Notification Level (NL) for PFOS is 6.5 ng/L and the Action Level (AL) is 40 ng/L. Both the NL and AL are monitored based on the Quarterly Running Annual Average (QRAA). PFOS has been detected at levels above the PHG in three sources between 2022 and 2024. Detected levels of PFOS were below the AL at all times. WVWD is in full compliance with PFOS drinking water standards. The maximum PFOS levels for the wells are as follows:

1. FBR – 2.0 ng/L
2. Well 5A – 1.5 ng/L
3. Well 41 – 8.3 ng/L (removed to ND through IX)

#### *Category of Health Risk*

The category of health risk associated with PFOS and the reason that a drinking water standard was adopted for it is that PFOS exposure resulted in immune suppression and cancer in laboratory animals. (CCR-Reference Manual 2025, Appendix D).

#### *Numerical Health Risk*

The numerical health risk for PFOS at the PHG of 1 ng/L is one excess cancer case per million people over a lifetime of exposure. OEHA is required to provide numerical health risk information but did not have one available for the AL in time to include it in this report.

#### *BAT and Estimated Cost*

Based on the EPA website [Reducing PFAS in Drinking Water with Treatment Technologies | US EPA](#) below the PHG are:

- Ion Exchange
- Granulated Activated Carbon (GAC)
- Reverse Osmosis (RO)

Since PFOS concentrations are already below the AL, implementing BAT is not required. The estimated cost to install and operate the BATs for reducing PFOS concentrations below the PHG range from an annual cost of \$775,318.32 to \$9,368,429.71. The annual cost per service connection, or per customer, would range from \$30.82 to \$372.38.

#### **Perfluorooctanoic Acid (PFOA)**

The source of PFOA in water supplies is mainly from industrial facilities, landfills, treatment plants, stain-resistant carpeting, nonstick cookware, grease and waterproof food packaging, fabric softeners, waterproof clothing, cosmetics. The PHG for PFOA is 0.007 ng/L. The Notification Level (NL) for PFOA is 5.1 ng/L and the Response Level (RL) is 10 ng/L based on the QRAA. PFOA has been detected at levels above the PHG in three sources between 2022 and 2024. Detected levels of PFOA were below the RL at all times. WVWD is in full compliance with PFOA drinking water standards. The maximum PFOA levels for the wells are as follows:

1. FBR – 3.8 ng/L
2. Well 5A – 6.2 ng/L
3. Well 41 – 5.9 ng/L (removed to ND through IX)

#### *Category of Health Risk*

The category of health risk associated with PFOS and the reason that a drinking water standard was adopted for it is that Perfluorooctanoic Acid exposures resulted in increased liver weight and cancer in laboratory animals. (CCR-Reference Manual 2025, Appendix D).

#### *Numerical Health Risk*

The numerical health risk for PFOA at the PHG of 0.07 ng/L is one excess cancer case per million people over a lifetime of exposure. OEHHA is required to provide numerical health risk information but did not have one available for the AL in time to include it in this report.

#### *BAT and Estimated Cost*

Based on the EPA website [Reducing PFAS in Drinking Water with Treatment Technologies | US EPA](#) below the PHG are:

- Ion Exchange
- Granulated Activated Carbon (GAC)
- Reverse Osmosis (RO)

Since PFOA concentrations are already below the AL, implementing BAT is not required. The estimated cost to install and operate the BATs for reducing PFOA concentrations below the PHG range from an

annual cost of \$775,318.32 to \$9,368,429.71. The annual cost per service connection, or per customer, would range from \$30.82 to \$372.38.

## **RECOMMENDATIONS FOR FURTHER ACTION**

The drinking water quality of West Valley Water District meets all State of California, DDW and US EPA Drinking Water Standards set to protect public health. To further reduce the levels of the constituents identified in this report that are already significantly below the health-based Maximum Contaminant Levels established to provide “safe drinking water”, additional costly treatment processes would be required. The effectiveness of the treatment process to provide any significant reductions in constituent levels at these already low values is uncertain. The health protection benefits of these further hypothetical reductions are not at all clear and may not be quantifiable. The money that would be required for these additional treatment processes might provide greater public health protection benefits if spent on other water system operations, surveillance, and monitoring programs. Therefore, no action is proposed, except to continue meeting all State of California, DDW and USEPA Drinking Water Standards set forth to protect public health.